

目錄 CONTENTS

頁數

Page.

編製說明.....	iv,v	Introductory Notes.
外匯折合率.....	vi vii	Rates of Foreign Exchange.

對外貿易統計表

STATISTICAL TABLES OF FOREIGN TRADE.

第一表 進出口貨物價值比較表	1	I.—Imports from and Exports to Foreign Countries: Value of Merchandise.
第二表 進出口金銀價值比較表.....	2	II.—Imports from and Exports to Foreign Countries: Value of Gold and Silver.
第三表 進口貨物淨值報告表(組別).....	3—4	III.—Net Imports from Foreign Countries: Value of Merchandise: by Groups.
第四表 出口貨物淨值報告表(組別).....	5—6	IV.—Net Exports to Foreign Countries: Value of Merchandise: by Groups.
第五表 進口貨物淨值報告表(國別與關別).....	7—9	V.—Net Imports from Foreign Countries: Value of Merchandise: by Countries and Ports.
第六表 出口貨物淨值報告表(國別與關別).....	10—12	VI.—Net Exports to Foreign Countries: Value of Merchandise: by Countries and Ports.
第七表 進出口貨物價值報告表(國別).....	13—14	VII.—Imports from and Exports to Foreign Countries: Value of Merchandise: by Countries.
第八表 進出口貨物價值報告表(關別).....	15	VIII.—Imports from and Exports to Foreign Countries: Value of Merchandise: by Ports.
第九表 進口貨物數量與淨值報告表(貨別).....	16—34	IX.—Net Imports from Foreign Countries: Quantity and Value of Merchandise: by Commodities. (With Analysis of Principal Imports).
(附主要進口貨物類編).....	35—44	
第十表 出口貨物數量與淨值報告表(貨別).....	45—50	X.—Net Exports to Foreign Countries: Quantity and Value of Merchandise: by Commodities. (With Analysis of Principal Exports).
(附主要出口貨物類編).....	51—56	
第十一表甲—乙 進出口金銀數量與價值報告表(國別).....	57	XI'a and b.—Imports from and Exports to Foreign Countries: Quantity and Value of Gold and Silver: by Countries.
第十二表甲—乙 進出口金銀數量與價值報告表(關別).....	58	XII'a and b.—Imports from and Exports to Foreign Countries: Quantity and Value of Gold and Silver: by Ports.
第十三表 往來外洋進出口商船報告表(關別).....	59	XIII.—Vessels Entered from and Cleared for Abroad: by Ports.
第十四表 往來外洋進出口商船報告表(旗別).....	59	XIV.—Vessels Entered from and Cleared for Abroad: by Flags.

附 表

APPENDIX.

國內貿易：往來各口岸及隣近各島之國貨統計
(其由鐵路、公路、及飛機運輸者不包括在內).....60—78

Domestic Trade: Movements of Chinese Produce between Ports
(and also nearby Islands) (excluding Movements by Rail, Road,
and Aeroplane).

統計圖目錄

LIST OF CHARTS

圖 號

Chart No.

民國四十年進出口貨物價值比較圖.....	1. Imports from and Exports to Foreign Country: Value of Merchandise, 1951.
民國四十年主要進口洋貨淨數比較圖.....	2. Principal Articles imported (Net) from Abroad, 1951.
民國四十年主要出口國貨淨數比較圖.....	3. Principal Chinese articles Exported (Net) to Abroad, 1951
民國四十年對外貿易貨值國別百分比比較圖.....	4. Foreign Trade: Percentages contributed by Principal Countries, 1951.

編 製 說 明

一、海關所編貿易統計，現係由總稅務司署統計科在基隆集中編製，所有台灣區各關所收進出口各項統計報單，悉數送交該科，以備編製之用。

二、貿易統計分類辦法及範圍：海關出版各項中外貿易統計刊物所列統計表，其中商品之分類，悉依照「進出口稅則分類須知」辦理。其進口貨物統計中，並不包括下列各項進口貨物：（一）大使館，公使館，領事館及外國駐華海陸空軍用免稅物品，（二）進口旅客所帶自用物品及包裹，但其中如有應稅物品，仍予按照類別，列入統計，（三）存入關棧之貨物，（四）奉政府令准免稅之慈善機關物品，（五）美國經濟合作總署進口美援物資，善後事業保管委員會進口救濟物資，賠償物資及退還物資。出口貿易統計中，亦不包括下列各項出口貨物：（一）出口旅客所帶自用物品及包裹，（二）出關棧運往外洋之貨物。

三、編製方法：進口貨物，須俟海關一切手續，辦理完竣，經開放行後，始予列入統計，並不於其抵達中國或存入關棧之後，即予列入。存入關棧之貨物，須俟其提出關棧報運進口後，始予列入。出口貨物確已裝船後，始認為業經出口，而列入統計。

(iv)

四、價值：本刊所列進出口貨物價值，係按新台幣計算，編製統計所用貨值，進口貨係起岸價格，出口貨係離岸價格。

五、原產國別及運銷國別：洋貨統計數字，係按原產國別分列，而各貨之原產國別或來源地，則係根據進口商所呈報及以領事簽證貨單與其他文件所證實者為準。出口國貨係根據出口商所呈報之運銷地分列，其運銷地有數處得隨時變更者，則以首列之運銷地為準。

六、金銀及貨幣：進出口金銀貨幣，另表分列，並不包括於普通商品表總數之內。

七、郵包：郵包寄遞之進出口貨物，係按照統計號列，載入普通商品統計表內。

關於進出口貨物數量及淨值，除以第九第十兩表詳列外，茲並將主要進出口貨物，按來源地或運銷國別及輸入出口岸細予分析，分別附表詳列，並按照聯合國統計局編製之「國際貿易標準分類」增列標準分類號列，以供參攷及比較之用。至第三第四兩表之進出口各組亦分別將有關之標準分類組別併予列入。

來往本國各口岸以及附近各島嶼之土貨進出口統計表，本刊亦併予編列。

統計表內所列數字前有（一）號者，該項數字係表明復出口多於進口之數或復進口多於出口之數。

INTRODUCTORY NOTES.

All statistical information in regard to China's trade as controlled by the Customs is now compiled at Keelung, Taiwan, at the Statistical Department of the Inspectorate General of Customs, which received the Statistical Copies of all Customs declaration forms for Imports, Exports, etc., from the various Customs districts in Taiwan.

CLASSIFICATION AND SCOPE OF RETURNS.

The tables as given in this publication are arranged in accordance with the classification of articles in the "Guides to the Import and Export Tariffs and Classification of Returns"

The following classes of goods arriving in this country are NOT INCLUDED IN THE IMPORT STATISTICS: (a) Commodities passed duty free for Embassies, Legations, Consulates, and Foreign Armies, Navies, and Air Forces; (b) Personal effects and parcels brought in by passengers for private use, with the exception of any dutiable contents thereof, which are included under the statistical classification concerned; (c) Commodities entered into Bond (N.B.—Included as Imports if ultimately withdrawn from Bond for import); (d) Supplies imported by charitable organisations and passed free of duty by special order of the Government; (e) E.C.A. and BOTRA Supplies, Reparation Goods and Returned Goods.

The following classes of commodities leaving this country are NOT INCLUDED IN THE EXPORT STATISTICS: (a) Personal effects and parcels taken by passengers for private use; (b) Shipments abroad ex Bond.

METHOD OF COMPILING

Imports are recorded in the statistics only upon completion of all Customs formalities and release, and therefore not on immediate arrival in the country or upon entry into Bond. BONDED merchandise is not recorded in the statistics until withdrawal for import. EXPORTS are not considered as exported until shipment has actually taken place.

VALUE: Values in this issue are expressed in New Taiwan Dollars. C.i.f. value of Imports and f.o.b. value of Exports are used for statistical purposes.

COUNTRIES OF ORIGIN AND DESTINATION: Imports are classified according to the place or country declared by the Importer and verified by the Chinese Consular Invoice and other relative documents. Exports are credited to the country of declared destination; "optional" cargo, to the country first indicated.

BULLION AND COINS: Special Treasure tables are given for imports and exports of Bullion and Coins, which are excluded from the totals in the trade tables.

PARCEL POST: Imports and Exports by Parcel Post are credited to the trade tables according to their respective statistical classification wherever possible.

With a view to affording quick reference, Tables IX and X of this issue are accompanied by an ANALYSIS OF THE PRINCIPAL IMPORTS AND EXPORTS, showing the countries of origin or destination and ports of entry or shipment, respectively. In these Analysis Tables, SITC. Group and Item numbers as based on the STANDARD INTERNATIONAL TRADE CLASSIFICATION published by the Statistical Office of the United Nations are given while in Tables III and IV, showing grouping of imports and exports, respectively, the relative SITC. Group Numbers are also shown.

DOMESTIC TRADE: Tables showing movements of Chinese Produce between ports as well as the nearby islands is also included in this issue.

Where figures are preceded by a minus (-) sign, they represent an EXCESS of re-exports over imports or EXCESS of reimports over exports, as the case may be, during the month concerned.

The term "n. o. r." stands for "not otherwise recorded."

外匯折合率

Rates of Foreign Exchange.

(甲)進口

A. Import:

海關折算進口貨物外幣價值所用之折合率係按照台灣銀行每日公佈之外匯出售價格計算。

民國四十年一月一日起至四月十九日止，係按美元一元折合新台幣十元三角之官價匯率計算，惟自四月二十日起，則係改按台灣銀行公佈之結滙證出售價格計算。

茲將本年度各月份是項外匯平均折合率列表於后：

Rates of Exchange between New Taiwan Dollars and foreign currencies used by the Customs for the conversion of import values expressed in foreign currencies were based on the daily selling quotations by the Bank of Taiwan.

For the period January 1 to April 19, 1951, the official rate of exchange (U.S.\$1 = N.T.\$10.30) was used for such conversions, but from April 20, 1951, the Exchange Clearance Certificate (E. C. C.) rates quoted by the Bank of Taiwan were used instead.

The monthly average exchange rates during the year were as follows:

月 份	Month	美元一元折合新台幣 U.S.\$1 = N.T.\$	英幣一鎊折合新台幣 Pound (U.K.) 1 = N.T.\$	港幣一元折合新台幣 HK.\$1 = N.T.\$	坡圓一元折合新台幣 Straits\$1 = N.T.\$
一 月	January	10.30	27.7048	1.7645	3.3390
二 月	February	10.30	28.04	1.78	3.37
三 月	March	10.30	28.04	1.78	3.37
四 月	April	12.3717	33.6793	2.1393	4.0483
五 月	May	15.8532	42.3933	2.6826	5.0716
六 月	June	15.65	40.07	2.52	4.76
七 月	July	15.65	40.07	2.52	4.76
八 月	August	15.65	40.07	2.52	4.76
九 月	September	15.65	40.07	2.52	4.76
十 月	October	15.65	40.07	2.52	4.76
十 一 月	November	15.65	40.07	2.52	4.76
十 二 月	December	15.65	40.07	2.52	4.76
全年平均折合率	Average Rate for the Year	14.0562	36.6986	2.3155	4.3766

至美國經濟合作總署進口各項物資，其貨價則係一律按照美元一元折合新台幣十元三角之官價匯率計算。

For conversion of the values of E. C. A. imports, the official rate of U.S.\$1 = N.T.\$10.30 was used throughout the year.

外 匯 折 合 率

Rates of Foreign Exchange.

— 續 —
—continued—

(乙) 出口

B. Export:

出口貨值，係按照離岸價格，以新台幣計算。

如擬將是項貨值，折合外幣，以供比較之用時，為期折算準確起見，擬請注意下列各點：

出口貨物所得之外匯，按章應由出口商人，結售與台灣銀行，自民國四十年一月一日起至四月十一日止，所有出口貨物，俱係一律按照該行公佈之官價外匯收購價格（美元一元折合新台幣十元二角五分）結售外匯。

惟自四月十二日起，結匯證價格，亦由該行併予公佈，自該日起，出口貨物結售外匯，其售價係根據（一）官價匯率及（二）結匯證價格，茲將各項出口貨物結售外匯辦法列后：

（一）糖、米、鹽、煤、水泥及樟腦等貨物，俱係由公營事業機關報運出口，其所得外匯，係全部按照官價匯率，結售與台灣銀行，但其中鹽一項，自九月份起，改為六成按照官價，四成按照結匯證價格，結售外匯。

（二）茶葉一項，如係由台灣茶業公司（公營事業）報運出口者，其所得外匯，係全部以官價結算，如係由民營公司出口者，則概係二成按照官價，八成按照結匯證價格，結售外匯。

（三）其他各項出口貨物，俱係二成按照官價，八成按照結匯證價格，結售外匯。

茲將本年度各月份是項外匯平均折合率列表於后：

Export values are assessed by the Customs on f.o.b. basis in Taiwan dollars.

For users of these statistics who wish to convert the Taiwan dollar export values into foreign currencies for statistical comparison purposes, they are advised to take the following factors into account in order to arrive at more accurate results:

Foreign exchange proceeds realised from export shipments abroad are required to be surrendered by the exporters to the Bank of Taiwan. For the period January 1 to April 11, 1951, the official rate of exchange (U.S.\$1 = N.T.\$10.25) was quoted by the Bank as the buying rate, applicable to all export shipments.

Commencing from April 12, 1951, however, the Exchange Clearance Certificate (E.C.C.) rates were also quoted by that Bank and the buying rates used by them since that date consisted of (1) official rate and (2) E.C.C. rate, applicable to the following kinds of exports in the manner indicated below:

(a) Sugar, Rice, Salt, Coal, Cement and Camphor are exported only by Government concerns. The foreign exchange proceeds realised from such shipments are surrendered in toto to the Bank of Taiwan in exchange for Taiwan dollars according to the official rates of exchange between Taiwan dollars and foreign currencies. But, in the case of Salt, the ruling concerning the rates of exchange to be used was modified from September 1951 to the extent that only 60 per cent of the total foreign exchange proceeds need be surrendered to the Bank according to the official rate of exchange, while the remaining 40 per cent, according to the E.C.C. rate.

(b) For export shipments of tea made by the Taiwan Tea Corporation which is a Government concern, the entire portion of the foreign exchange proceeds was surrendered according to the official rate. For shipments made by private merchants, 20 per cent of the foreign exchange proceeds were surrendered according to the official rate, while the remaining 80 per cent according to the E.C.C. rate.

(c) For export shipments of all other commodities, 20 per cent of the foreign exchange proceeds were surrendered to the Bank of Taiwan according to the official rate and the remaining 80 per cent, according to the E.C.C. rate.

The monthly average exchange rates during the year were as follows:-

月 份	Month	美元一元折合新台幣 U.S.\$1=N.T.\$		英幣一鎊折合新台幣 Pound(U.K.)1=N.T.\$		港幣一元折合新台幣 H.K.\$1=N.T.\$		坡圓一元折合新台幣 Str.\$1=N.T.\$	
		官 價 Official Rate	結匯證價格 E.C.C. Rate	官 價 Official Rate	結匯證價格 E.C.C. Rate	官 價 Official Rate	結匯證價格 E.C.C. Rate	官 價 Official Rate	結匯證價格 E.C.C. Rate
一 月	January	10.25	. .	27.7574	. .	1.7623	. .	3.3345	. .
二 月	February	10.25	. .	27.88	. .	1.77	. .	3.35	. .
三 月	March	10.25	. .	27.88	. .	1.77	. .	3.35	. .
四 月	April	10.25	13.7967	27.88	37.5257	1.77	2.3843	3.35	4.509
五 月	May	10.25	15.7435	27.2981	41.9745	1.7274	2.6584	3.2684	5.0239
六 月	June	10.25	15.55	26.24	39.91	1.65	2.51	3.12	4.74
七 月	July	10.25	15.55	26.24	39.91	1.65	2.51	3.12	4.74
八 月	August	10.25	15.55	26.24	39.91	1.65	2.51	3.12	4.74
九 月	September	10.25	15.55	26.24	39.91	1.65	2.51	3.12	4.74
十 月	October	10.25	15.55	26.24	39.91	1.65	2.51	3.12	4.74
十 一 月	November	10.25	15.55	26.24	39.91	1.65	2.51	3.12	4.74
十 二 月	December	10.25	15.55	26.24	39.91	1.65	2.51	3.12	4.74
全年平均 折 合 率	Average Rate for the Year	10.25	15.3767	26.8646	39.8745	1.6958	2.5125	3.2077	4.7459

第一表 進出口貨物價值比較表

I.—Imports from and Exports to Foreign Countries: Value of Merchandise.

四十年 1951.

		一月 January.	二月 February.	三月 March.	四月 April.	五月 May.	六月 June.	七月 July.
		價值 新台幣 Value N. T. \$						
進 口	IMPORTS.							
洋貨進口總值(提出 關棧之貨物在內)...	Gross Imports (including Withdrawals from Bond).....	80,003,755	78,264,505	88,916,646	88,459,854	125,495,919	83,857,693	111,518,194
復出口洋貨價值.....	Less Re-exports Abroad.....	194,361	32,183	9,448	141,144	..	47,362	13,960
洋貨進口淨值...	Net Imports	79,809,394	78,232,322	88,907,198	88,318,710	125,495,919	83,810,331	111,504,234
出 口	EXPORTS.							
國貨出口總值.....	Gross Exports.....	58,798,927	65,218,981	141,567,164	146,879,415	128,706,295	130,321,978	75,766,595
復進口國貨價值.....	Less Reimports from Abroad.....	1,682	..
國貨出口淨值...	Net Exports	58,798,927	65,218,981	141,567,164	146,879,415	128,706,295	130,320,296	75,766,595
進出口貨物共值...	Total Net Imports and Exports..	138,608,321	143,451,303	230,474,362	235,198,125	254,202,214	214,130,627	187,270,829
因無進口稅完納憑證 補徵進口稅之洋貨...	Foreign Goods Previously Im- ported but Required to Pay Duty for Want of Duty-paid Proof.....	4,000	6,936	277	2,282
經合署進口物資總值...	Gross Imports of E.C.A. Supplies...	38,328,433	10,236,576	32,059,593	20,785,071	67,059,377	29,033,054	62,772,461
復出口價值.....	Less Re-exports Abroad.....
經合署進口物資淨值	Net Imports of E.C.A. Supplies.	38,328,433	10,236,576	32,059,593	20,785,071	67,059,377	29,033,054	62,772,461

第一表 進出口貨物價值比較表

I.—Imports from and Exports to Foreign Countries: Value of Merchandise.

四十年 1951.

		八月 August.	九月 September.	十月 October.	十一月 November.	十二月 December.	四十年一月 至十二月 Jan.-Dec.1951	三十九年一月 至十二月 Jan.-Dec.1950
		價值 新台幣 Value N. T. \$						
進 口	IMPORTS.							
洋貨進口總值(提出 關棧之貨物在內)...	Gross Imports (including Withdrawals from Bond).....	96,923,511	82,427,781	128,174,537	110,391,922	113,840,997	1,188,275,314	795,527,897
復出口洋貨價值.....	Less Re-exports Abroad.....	10,856	15,573	104,372	569,259	1,575,162
洋貨進口淨值...	Net Imports	96,923,511	82,427,781	128,163,681	110,376,349	113,736,625	1,187,706,055	793,952,735
出 口	EXPORTS.							
國貨出口總值.....	Gross Exports.....	75,295,095	40,526,815	76,525,906	72,076,872	72,194,282	1,083,878,325	599,010,848
復進口國貨價值.....	Less Reimports from Abroad.....	1,682	..
國貨出口淨值.....	Net Exports	75,295,095	40,526,815	76,525,906	72,076,872	72,194,282	1,083,876,643	599,010,848
進出口貨物共值...	Total Net Imports and Exports..	172,218,606	122,954,596	204,689,587	182,453,221	185,930,907	2,271,582,698	1,392,963,583
因無進口稅完納憑證 補徵進口稅之洋貨...	Foreign Goods previously Im- ported but Re-quired to Pay Duty for Want of Duty-paid Proof.....	..	1,500	4,282	19,277	2,733,482
經合署進口物資總值...	Gross Imports of E.C.A. Supplies...	77,030,110	21,329,627	34,906,722	28,813,727	77,442,152	499,796,903	180,560,870
復出口價值.....	Less Re-exports Abroad.....
經合署進口物資淨值...	Net Imports of E.C.A. Supplies.	77,030,110	21,329,627	34,906,722	28,813,727	77,442,152	499,796,903	180,560,870

第二表 進出口金銀價值比較表

II.—Imports from and Exports to Foreign Countries: Value of Gold and Silver.

四十年 1951.

		一月 January.	二月 February.	三月 March.	四月 April.	五月 May.	六月 June.	七月 July.
		價值 新台幣 Value N. T. \$						
進 口		IMPORTS.						
生金.....	Gold Bullion
金幣.....	„ Coins.....
生銀.....	Silver Bullion.....
銀幣.....	„ Coins.....
進口共值.....	Total Imports...
出 口		EXPORTS.						
生金.....	Gold Bullion
金幣.....	„ Coins.....
生銀.....	Silver Bullion.....
銀幣.....	„ Coins.....	10,172,500	..
出口共值.....	Total Exports.....	10,172,500	..
進出口金銀共值.....	Total Imports and Exports...	10,172,500	..

第二表 進出口金銀價值比較表

II.—Imports from and Exports to Foreign Countries: Value of Gold and Silver.

四十年 1951.

		八月 August.	九月 September.	十月 October.	十一月 November.	十二月 December.	四十年一月 至十二月 Jan.-Dec.1951	三十九年一月 至十二月 Jan.-Dec.1950
		價值 新台幣 Value N. T. \$						
進 口		IMPORTS.						
生金.....	Gold Bullion
金幣.....	„ Coins.....
生銀.....	Silver Bullion.....	6,886,117
銀幣.....	„ Coins.....
進口共值.....	Total Imports...	6,886,117
出 口		EXPORTS.						
生金.....	Gold Bullion
金幣.....	„ Coins.....
生銀.....	Silver Bullion.....	13,231,953
銀幣.....	„ Silver Coins.....	10,172,500	18,558,983
出口共值.....	Total Exports.....	10,172,500	31,790,936
進出口金銀共值.....	Total Imports and Exports...	10,172,500	38,677,053

進口各組

IMPORT GROUPS.

統計號列 Returns Nos.	聯合國標準分類組別 SITC Group Nos.	組數 Group.
本色棉布.....	652	I Cotton Piece Goods, Grey.
漂白及染色, 棉布.....	652	II Cotton Piece Goods, White or Dyed.
印花棉布.....	652	III Cotton Piece Goods, Printed.
雜類棉布.....	652, 655	IV Cotton Piece Goods, Miscellaneous.
棉花, 棉紗, 棉線.....	263, 651, 655	V Cotton, Raw; Cotton Yarn, and Cotton Thread.
其他製成品.....	267, 541, 651, 653-656, 841, 851	VI Cotton Manufactures, Sundry.
亞麻, 苧麻, 大麻, 纖維, 及其製品.....	264, 265, 292, 651, 653, 655, 656, 841	VII Flax, Ramie, Hemp, Jute, and Manufactures thereof.
毛及其製品.....	262, 651, 653, 655-657, 841	VIII Wool and Manufactures thereof.
絲 (人造絲在內) 及其製品.....	261, 266, 651, 653-655, 656, 841	IX Silk (including Artificial Silk) and Manufactures thereof.
金屬及礦砂.....	272, 281-285, 298, 671, 681, 682, 684-687, 689, 699	X Metals and Ores.
機器及工具.....	612, 653, 699, 711, 712, 714-716, 721	XI Machinery and Tools.
車輛, 船艇.....	711, 716, 731-735	XII Vehicles and Vessels.
雜類金屬製品.....	591, 629, 655, 663, 673, 689, 691, 699, 721, 812, 821, 861, 862, 864, 899	XIII Miscellaneous Metal Manufactures.
魚介, 海產品.....	031, 032, 054, 291, 292	XIV Fishery and Sea Products.
葷食, 罐頭食物, 日用雜貨.....	011-013, 022-026, 029, 032, 048, 053-055, 061, 062, 071-074, 091, 099, 272, 411, 412, 512, 541	XV Animal Products, Canned Goods, and Groceries.
雜糧及雜糧粉.....	041-048, 055, 081, 599	XVI Cereals and Flour.
菓品, 子仁, 菜蔬.....	051, 052-055, 221	XVII Fruits, Seeds, and Vegetables.
藥材及香料.....	048, 051, 053, 075, 292, 512, 541	XVIII Medicinal Substances and Spices.
糖.....	061, 512	XIX Sugar.
酒, 啤酒, 燒酒, 飲水等.....	111, 112	XX Wines, Beer, Spirits, Table Waters, etc.
菸草.....	121, 122	XXI Tobacco.
化學產品及製藥.....	272, 314, 511, 512, 521, 541, 551, 561, 591, 599	XXII Chemicals and Pharmaceuticals.
染料, 顏料, 油漆, 凡立水.....	292, 531-533, 552, 899	XXIII Dyes, Pigments, Paints, and Varnishes.
燭, 皂, 油, 脂, 蠟, 膠, 軟香.....	072, 292, 312, 313, 411-413, 521, 551, 552, 899	XXIV Candles, Soap, Oils, Fats, Waxes, Gums, and Resins.
書籍, 地圖, 紙, 及木造紙質.....	251, 641, 642, 863, 892	XXV Books, Maps, Paper, and Wood Pulp.
生皮, 獸皮, 及其他動物產品.....	211, 212, 271, 291, 611-613, 841, 842, 851, 899	XXVI Hides, Leather, and other Animal Substances.
木材.....	242, 243	XXVII Timber.
木, 竹, 藤, 棕, 草, 及其製品.....	242-244, 265, 292, 631-633, 655-657, 821, 841, 899	XXVIII Wood, Bamboos, Rattans, Coir, Straw, and Manufactures thereof.
煤, 燃料, 瀝青.....	241, 311, 313	XXIX Coal, Fuel, Pitch and Tar.
磁器, 搪磁器, 玻璃等.....	664-666, 699, 812, 861	XXX Chinaware, Enamelledware, Glass, etc.
石料, 泥土, 及其製品.....	271, 272, 661-664, 666, 812	XXXI Stone, Earth, and Manufactures thereof.
雜貨.....	001, 047, 048, 052, 072, 081, 221, 231, 271, 272, 291, 292, 541, 552, 599, 612, 621, 629, 653-655, 657, 661, 663, 665, 672, 673, 716, 721, 811, 812, 821, 831, 841, 851, 861-863, 891, 899, 911, 921, 931	XXXII Sundry.

III.—Net Imports from Foreign Countries: Value of Merchandise: by Groups, 1951.

第四十年 1951.

組數 Group No.	價值新台幣 Value N. T. \$												共 Total.
	一月 January.	二月 February.	三月 March.	四月 April.	五月 May.	六月 June.	七月 July.	八月 August.	九月 September.	十月 October.	十一月 November.	十二月 December.	
I.....	2,632,177	3,020,125	587,484	249,124	1,563,141	72,998	4,788	359,324	1,520,068	146,862	458,309	367,690	8,129,837
II.....	4,561,439	2,697,421	4,852,579	3,658,116	7,809,808	1,651,238	168,144	167,009	74,403	8,041	26,958,432
III.....	9,200,854	4,543,045	4,641,114	4,762,764	6,735,160	898,450	167,009	74,403	31,257,302
IV.....	3,169,794	3,434,336	2,798,371	1,041,897	1,140,157	740,087	36,561	12,845,866
V.....	1,993,389	2,548,461	4,489,471	4,009,013	5,896,667	2,885,397	4,511,545	..	1,520,068	6,542,527	1,082,429	1,268,383	37,876,573
VI.....	911,836	482,948	284,896	264,244	3,705,421	118,909	583,601	208,396	208,396	70,699	398,758	257,843	7,352,357
VII.....	187,939	21,490	80,731	89,755	7,685,239	605,871	901,613	408,118	1,164,090	115,651	271,918	58,491	15,604,945
VIII.....	1,843,868	4,245,201	2,209,951	2,355,446	2,271,684	1,117,588	2,769,296	..	1,164,090	1,164,090	1,842,383	2,536,263	23,553,642
IX.....	111,295	51,932	144,298	25,808	237,157	634,446	280,087	280,087	1,008,148	570,234	1,518,123	2,647,396	7,620,515
X.....	7,214,434	7,753,960	6,070,631	6,480,496	8,891,598	5,593,003	7,748,104	6,875,957	11,336,795	11,336,795	10,812,338	9,534,413	96,885,013
XI.....	4,846,137	6,123,558	6,693,889	5,016,187	11,353,145	11,655,550	9,938,926	6,780,254	6,780,254	10,767,890	10,245,226	14,583,983	104,919,865
XII.....	7,068,378	5,533,624	4,649,457	4,342,000	7,286,232	3,181,787	7,996,970	2,790,488	4,224,435	2,659,424	4,807,578	4,198,194	58,738,567
XIII.....	2,916,507	6,172,420	4,808,640	7,471,929	7,471,929	4,984,719	6,244,069	5,269,657	6,670,317	5,609,855	8,032,901	6,547,671	68,256,138
XIV.....	6,771,901	2,043,719	8,891,029	2,597,697	2,843,774	864,571	421,457	601,369	1,068,638	2,604,840	5,831,255	4,307,953	38,848,203
XV.....	2,044,931	2,499,474	4,356,395	3,348,677	4,512,850	3,195,229	2,358,872	2,721,756	2,851,540	3,604,388	2,963,396	3,358,798	37,816,306
XVI.....	2,509,864	5,032,700	2,460,728	139,117	806,134	434,388	2,270,026	3,329,516	5,034,639	5,034,639	2,032,058	4,212,679	29,767,394
XVII.....	4,942,085	3,776,905	5,927,021	3,177,445	3,078,386	4,740,931	8,310,504	5,600,761	9,389,827	19,198,185	12,935,514	14,430,955	95,508,519
XVIII.....	536,592	259,876	559,198	882,974	220,562	579,858	1,307,069	553,351	1,909,349	3,076,519	4,213,576	5,245,707	19,344,631
XIX.....	9,789	10,313	41,479	18,777	11,930	33,152	5,660	71,388	47,384	43,805	145,870	23,318	462,865
XX.....	36,947	1,600	..	2,258,070	100,035	22,388	22,539	28,558	..	46,842	26,271	15,026	2,558,276
XXI.....	416,074	13,169	110,644	7,105,870	1,942	208,522	1,356,354	1,316,460	495,268	1,154,744	548,155	2,744,803	15,472,005
XXII.....	3,552,237	3,916,255	4,339,042	13,061,474	5,532,025	5,920,514	29,805,085	16,680,065	7,985,984	24,537,593	8,204,827	11,258,804	134,793,905
XXIII.....	258,791	396,003	1,108,649	1,797,974	1,907,527	1,817,039	2,319,883	2,562,022	3,107,241	4,679,946	4,097,325	2,698,652	26,751,052
XXIV.....	1,236,606	5,453,547	6,234,137	3,481,885	11,260,371	17,788,699	11,569,491	12,581,688	11,383,128	5,360,743	9,980,349	3,991,497	100,322,141
XXV.....	1,435,140	1,092,135	2,013,496	4,272,740	5,268,597	3,156,715	1,880,046	4,290,420	2,200,260	6,345,256	3,715,841	1,828,657	37,499,303
XXVI.....	95,540	766,973	1,419,969	796,615	1,024,298	957,536	459,378	937,183	669,275	1,976,005	1,818,503	2,219,519	13,140,794
XXVII.....	596,550	1,717,030	2,102,859	614,968	1,848,542	53,912	356,032	234,863	7,584	..	757,543	53,834	7,586,174
XXVIII.....	264,280	222,568	308,478	183,207	808,515	915,315	213,107	617,894	752,874	729,782	332,177	481,457	6,355,020
XXIX.....	3,414	18,723	308,775	698,332	714,052	9,552	105,812	225,722	190,196	439,812	3,000	23,000	3,069,567
XXX.....	1,023,518	340,901	922,511	713,323	1,087,002	1,111,233	1,104,744	568,083	990,058	1,028,482	2,438,673	1,494,184	12,822,712
XXXI.....	133,102	75,341	276,305	153,950	381,166	253,448	271,875	391,744	344,294	344,294	786,874	3,126,510	6,415,676
XXXII.....	7,283,986	3,966,569	5,214,971	7,093,362	12,040,823	7,607,286	10,911,095	8,845,836	7,411,701	8,973,779	9,610,148	10,212,904	99,172,460
Total.....	79,809,394	78,232,322	88,907,198	88,318,710	125,495,919	83,810,331	111,504,234	96,923,511	82,427,781	128,163,681	110,376,349	113,736,625	1,187,706,055

出口各組

EXPORT GROUPS.

統計號列 Returns Nos.	聯合國標準分類組別 SIIC Group Nos.	組數 Group.
動物及動物產品(生皮, 獸皮, 皮貨, 及魚介, 海產品不在內).....	001, 011-013, 021-025, 026, 091, 262, 291, 411, 413, 541, 599, 921	I Animals and Animal Products (not including Hides, Leather and Skins (Furs), and Fishery and Sea Products).
生皮, 獸皮, 皮貨.....	211, 212, 291, 611, 613, 842	II Hides, Leather, and Skins (Furs).
魚介, 海產品.....	031, 032, 054, 291, 292	III Fishery and Sea Products.
豆.....	054, 221	IV Beans and Peas.
雜糧及其製品.....	041-047, 081	V Cereals and Cereal Products.
植物性染料.....	292, 531, 532	VI Dyestuffs, Vegetable.
鮮菓, 乾菓, 製菓.....	051-053	VII Fruits, Fresh, Dried, and Preserved.
藥材及香料(化學產品不在內).....	051, 075, 292, 512, 541	VIII Medicinal Substances and Spices (not including Chemicals).
油, 蠟.....	412, 413, 551	IX Oils, Tallow, and Wax.
子仁.....	051, 221, 292	X Seeds.
酒.....	112	XI Spirituous Beverages.
糖.....	061	XII Sugar.
茶.....	074	XIII Tea.
菸草.....	121, 122	XIV Tobacco.
菜蔬.....	054, 055	XV Vegetables.
其他植物產品.....	048, 054, 061, 081, 099, 231, 292	XVI Other Vegetable Products.
竹.....	292, 821	XVII Bamboo.
燃料.....	241, 311	XVIII Fuel.
藤.....	292, 821	XIX Rattan.
木材, 木, 及木製品.....	242, 243, 631, 632, 811, 821	XX Timber, Wood, and Manufactures thereof.
紙.....	641, 642	XXI Paper.
紡織纖維.....	261-265, 655	XXII Textile Fibres.
紗, 線, 編織品, 針織品.....	651, 654, 655, 841	XXIII Yarn, Thread, and Plaited and Knitted Goods.
皮頭.....	652, 653	XXIV Piece Goods.
其他紡織品.....	267, 655-657, 841, 851	XXV Other Textile Products.
礮砂, 金屬, 及金屬製品.....	281-284, 673, 681-687, 689, 691, 699, 715, 735, 899	XXVI Ores, Metals, and Metallic Products.
玻璃及玻璃器.....	664, 665, 899	XXVII Glass and Glassware.
石, 泥土, 砂, 及其製品(磁器, 搪磁器在內).....	272, 661-663, 666, 699	XXVIII Stone, Earth, Sand, and Manufactures thereof (including Chinaware and Enamelled-ware).
化學品, 化學產品.....	272, 292, 411, 511, 512, 521, 533, 541, 552, 561, 599, 899	XXIX Chemicals and Chemical Products.
印刷品.....	892	XXX Printed Matter.
雜貨.....	053, 062, 111, 251, 265, 271, 312, 313, 533, 552, 591, 612, 629, 632, 657, 663, 665, 673, 699, 716, 721, 733, 812, 831, 841, 861, 863, 864, 891, 892, 899, 911, 931	XXXI Sundry.

第四表 出口貨物淨值報告表(組別)
IV.—Net Exports to Foreign Countries: Value of Merchandise: by Groups.

四十年 1951.

組數 Group No.	一月 January.	二月 February.	三月 March.	四月 April.	五月 May.	六月 June.	七月 July.	八月 August.	九月 September.	十月 October.	十一月 November.	十二月 December.	共 Total.
I.....	539,633	664,160	1,407,901	2,184,846	2,200,731	2,011,096	1,911,637	2,859,658	2,161,844	3,396,554	3,631,459	4,242,041	27,211,560
II.....	12,154	28,252	8,634	55,212	40,386
III.....	12,620	..	4,156	4,990	..	173,339	28,904	31,621	319,829
IV.....
V.....	19,807,878	3,003,794	7,999,782	1,000,000	8,108,844	45,645	..	18,499,092	2,649,796	17,702,692	18,877,853	35,824,616	133,519,992
VI.....	17,522	18,938	268,464	4,993	81,988	51,381	147,480	21,327	32,686	427,064	179,754	127,843	1,379,440
VII.....	3,153,379	3,932,063	4,504,480	3,768,043	3,614,914	5,596,530	5,337,676	7,124,576	6,769,915	18,858,018	6,901,528	9,358,792	78,919,914
VIII.....	1,141,231	1,753,491	1,857,724	1,653,877	3,338,966	2,018,697	1,158,209	180,511	188,231	46,666	241,512	66,427	13,645,542
IX.....	3,588,276	1,590,404	2,191,887	1,465,896	2,195,471	4,114,674	5,095,885	5,020,899	5,683,865	9,578,251	3,053,565	4,095,214	47,674,287
X.....	3,837	15,448	..	45,107	30,921	..	8,759	..	32,889	..	136,961
XI.....	23,863,730	43,710,509	112,479,583	126,989,221	91,181,385	92,236,853	45,169,386	25,530,471	2,655,298	46,037	13,635,593	338,937	577,837,003
XII.....	3,258,859	3,420,593	6,785,651	2,646,448	8,829,156	12,365,009	8,623,877	9,082,660	7,656,859	9,446,763	8,498,804	8,236,244	88,850,923
XIII.....	7,506
XIV.....
XV.....	392,985	447,771	242,753	280,971	180,428	197,374	57,527	192,069	961,205	1,394,549	228,852	811,327	5,387,811
XVI.....	138,954	77,772	101,326	297,483	154,464	120,536	70,234	2,657,057	2,569,069	411,763	2,945,318	50,684	9,594,660
XVII.....	6,499	40,017	19,734	596	1,555	88,372	44,105	46,983	46,983	90,710	102,798	201,390	642,759
XVIII.....	256,444	41,440	..	17,693	306,594	600,510	227,175	117,575	167,875	117,210	10,200	..	1,862,716
XIX.....	8,138
XX.....	..	260	125,917	61,159	36,996	853,238	..	249,543	1,327,113
XXI.....	..	196,705	..	4,073	139,050	148,148	107,770	422,687	366,091	218,219	106,754	511,686	2,221,183
XXII.....	328,563	581,342	407,876	496,128	1,274,106	494,231	481,015	235,830	66,850	135,000	218,897	68,594	4,748,432
XXIII.....	32,603	..	13,958	46,561
XXIV.....
XXV.....	10,289	51,818	26,764	..	25,069	..	3,954	23,973	11,264	4,958	507,546	7,950	673,585
XXVI.....	159,310	1,402,257	381,186	1,060,053	3,802,899	3,784,578	2,926,481	..	2,200,000	..	1,386,750	706,950	17,810,464
XXVII.....
XXVIII.....	..	750,000	451,350	..	75,000	1,406,715	1,197,000	..	2,200,000	1,700,000	1,420,000	300,000	9,500,065
XXIX.....	1,531,723	3,138,642	1,024,641	4,089,225	1,152,658	3,478,959	3,07,029	2,727,336	2,915,110	9,385,066	5,205,608	5,271,075	40,227,072
XXX.....	..	1,175	7,126	..	4,796	4,796	2,095	27,438	631	14,795	1,988	15,988	76,032
XXXI.....	542,438	395,830	1,390,822	904,421	2,014,785	1,542,451	2,730,115	461,682	1,177,135	2,509,370	4,860,300	1,677,360	20,206,709
Total.....	58,798,927	65,218,981	141,567,164	146,879,415	128,706,295	130,320,296	75,766,595	75,295,095	40,526,815	76,525,906	72,076,872	72,194,282	1,083,876,643

價值新台幣 Value N. T. \$

第五表 進口貨物淨值報告表(國別與關別)
 V.—Net Imports from Foreign Countries: Value of Merchandises: by Countries and Ports.
 四十年 1951.

國別	一月 January		二月 February		三月 March		四月 April		五月 May	
	台北 Taipei	台南 Tainan	台北 Taipei	台南 Tainan	台北 Taipei	台南 Tainan	台北 Taipei	台南 Tainan	台北 Taipei	台南 Tainan
亞拉伯	25,079	2,187,631	..	39,832	10,366
阿根廷	1,386,049	3,903,313	1,965,828	854,894	1,396,787	561,508	274,491	25,883	128,819	..
澳洲	191	..	427	313,473	1,440,253	164,868
比國	65,480	..	68,669
巴西	143,830
英屬北婆羅洲	103,470
緬甸	2,831,991	11,808	905,703	1,027,071	456,382	532,559	195,894	66,223	665,997	47,771
智利	12,322	6,475	23,336	8,224	24,303	33,905	52,164	..
捷克	54	3,652	85,620	8,438
丹麥	57,733	..
埃及(包括英屬蘇丹)	9,604	4,217
芬蘭	1,280,025	..	77,280	..
法國	32,996	293	35,333	62,918	215,959	20,531	15,801	134,518	102,250	59,790
德國	19,127	46,583	56,960	28,480	163,979	248,452	99,993	25,632	116,857	..
安南	1,933,044	1,157	49,130	200	163,979	15,287	110,872	30,381	48,902	2,301
泰國	3,894,511*	163,441	2,404,342	224,336	2,929,058	339,863	8,566,358	419,590	2,258,340	101,193
美國	(2,218,664)	1,320,105*	5,529,184*	1,631,788*	6,319,300*	2,619,002*	2,984,059*	3,334,388*	6,819,758*	792,130*
香港	519,018	(812,308)	(2,270,995)	(1,335,932)	(3,345,715)	(1,961,842)	(1,319,701)	(2,600,595)	(1,782,019)	(459,544)
印度	111,190	17,811	378,800	93,327	251,991	42,130	55,588	..
印尼	13,350	..	4,885	..	7,066	73,140	..
意大利	354,289	..	542,195	..	435,130	..	115,396	..	437,052	1,340
日本	48,752,729	1,731,390	39,285,220	2,688,945	44,130,949	8,542,772	48,323,876	4,184,775	69,978,018	3,551,276
韓國	5,073	48,060	3,300
澳門	..	29,580	17,622	27,412	13,706	44,331	79,764	51,827
荷蘭	281,253	247,661	791,527	309,283	951,436	832,986	676,322	471,039	520,586	95,295
紐西蘭	80,100	40,050
挪威	49,251	..	270,659	..	708,963	..	62,028	..	219,364	1,913
菲律賓	320
琉球
巴基斯坦
塞浦路斯
新加坡	32,611	70,043	604,806	352,551	22,623	1,292,788	459	391,931	1,481,060	7,652,600
荷屬東印度	3,916	..	7,286	1,405,143
西班牙	107,387
暹羅
瑞士	33,379	201,831	401,547	59,768	938,516	29,055	1,817,732	162,025	5,291,676	282,900
瑞典	247,977	2,412	56,719	..	116,877	81,841	68,208	146,462	525,725	..
瑞士	7,998	25,510	114,201	6,697	252,989	82	67,232	3,916	51,808	7,888
泰國
美國	5,455,944	417,219	9,450,425	1,322,338	6,683,349	1,897,969	8,468,330	606,145	12,587,841	4,827,720
英屬荷屬東印度	7,721,885	275,242	4,267,660	564,704	3,355,827	1,623,762	1,245,926	1,370,085	1,628,597	1,662,138
其他國家	747	19	107,317	..	7,832	..	4,610	..
共	73,615,208	6,194,186	66,832,179	11,400,143	70,081,399	18,825,799	76,511,878	11,806,832	104,796,088	20,699,831

價值新台幣 Value N. T. \$

* 經由香港進口之土貨按章准予視為洋貨其價值(括弧內數字)已包括在內
 * Including value (in brackets) of Chinese goods imported from Hongkong and treated as foreign goods on entry in o Taiwan.

第五表 進口貨物淨值報告表(國別與關別)續

V.—Net Imports from Foreign Countries: Value of Merchandise: by Countries and Ports.—Cont.

四十年 1951.

國別	六月 June.		七月 July.		八月 August.		九月 September.		十月 October.	
	台北 Taipei.	台南 Tainan.	台北 Taipei.	台南 Tainan.	台北 Taipei.	台南 Tainan.	台北 Taipei.	台南 Tainan.	台北 Taipei.	台南 Tainan.
亞拉伯	3,637,518	7,349,817	5,644	4,752,029
阿根廷	104,302	89,089	249,767	39,690	88,864	214,740
澳洲	324,808	317,971	2,020,651	482,031	4,367,735	1,163,238	440,832	1,916,730	1,916,730	321,227
比國	53,422	..	74,188	..	19,656	28,980	19,242	135,298	135,298	1,464,493
巴西	6,237	..	45,398	4,410	..	16,565
英屬北婆羅洲	11,444
緬甸
英屬北婆羅洲	805,825	49,363	1,511,719	218,485	923,508	1,716,324	382,295	2,537,315	..	405,078
智利	24,413	93,352	153,636	117,202	114,036	58,400	59,106	56,303
捷克斯拉夫	12,102	..	9,324	..
埃及(包括英屬蘇丹)
芬蘭	882
法國	110,677	57,899	130,554	6,086	1,142,413	4,536
英屬印度	75,600	140,637	13,902	77,052	32,508	85,257	97,191	197,246	197,246	243,070
安南	42,530	11,617	132,602	28,621	236,868	161,461	80,076	15,624	15,624	..
德國	1,773,968	230,301	1,335,473	458,585	1,804,809	27,460	39,656	427,473	427,473	37,977
英國	5,290,812*	1,053,424*	5,981,411*	3,035,943*	7,292,184*	592,474	726,326	1,961,262	1,961,262	1,157,139
香港	(2,240,458)	(724,309)	(4,816,480)	(2,052,021)	(4,706,875)	3,725,258*	3,561,952*	16,186,485*	16,186,485*	11,661,124*
印度	157,135	20,089	295,607	48,939	299,704	(3,016,947)	(2,263,932)	(9,026,009)	(9,026,009)	(897,734)
印尼	79,954	..	2,520	633,213	154,523	263,054	263,054	85,320
日本	42,252	335	47,534	18,930	2,173	61,906	27,956	10,180	10,180	9,183
韓國	33,034,289	1,773,935	27,682,809	28,484,625	36,288,111	76,250	29,004,594	30,290,525	30,290,525	16,585,980
澳門	10,080
和國	21,743	..	14,566	25,404	33,785	43,698	9,072	7,308	7,308	12,576
紐西蘭	530,473	45,468	296,739	202,753	492,736	979,292	19,971	29,132	29,132	41,328
挪威	123,655	..	40,279	..	364,055	432	299,530	1,194,018	1,194,018	1,385,187
菲律賓	302,400	..	506,911	506,911	21,851
巴拿馬
新加坡
西班牙	183,740	572,715	346,804	5,388,986	870,438
菲律賓	6,451	..	3,024	78,897	1,769,869	176	..	370	370	..
南非洲聯邦及羅(包括南非)	4,536	17,640	9,450	10,080	10,080	..
西班牙	58,608
星加坡等處	6,073	1,424,489	1,424,489	641
瑞典	4,964,787	..	4,144,052	38,256	1,146,421	115,556	25,900	1,886,634	1,886,634	2,744
瑞士	350,534	14,616	51,065	..	1,333,752	824,661	20,360	3,379,604	3,379,604	30,578
瑞士	115,898	26,155	370,883	13,514	268,263	234,004	100,912	446,983	446,983	46,582
泰國
美國	13,401,629	12,010,595	16,091,151	306,866	13,866,155	12,331,974	2,737,649	26,424,695	26,424,695	14,826
來源無從確定者	5,150,268	796,870	6,577,155	1,234,041	2,570,408	1,617,205	894,659	1,853,699	1,853,699	2,609,101
其他國家	907	..	20,148	..	27,359	8,140	8,140	..
共	66,594,989	17,215,342	67,500,967	44,003,267	75,528,868	64,553,536	17,874,245	91,218,075	91,218,075	36,945,606

價值新台幣 Value N. T. \$

* 經由香港進口之土貨按章係予視為洋貨其價值(括弧內數字)已包括在內
 * Including Value (in brackets) of Chinese goods imported from Hongkong, and treated as foreign goods on entry into Taiwan.

第六表 出口貨物淨值報告表(國別與關別)
 VI.—Net Exports to Foreign Countries: Value of Merchandise: by Countries and Ports.

四十年 1951.

國別	一月 January.		二月 February.		三月 March.		四月 April.		五月 May.	
	台北 Taipei.	台南 Tainan.	台北 Taipei.	台南 Tainan.	台北 Taipei.	台南 Tainan.	台北 Taipei.	台南 Tainan.	台北 Taipei.	台南 Tainan.
亞爾基爾	129,220	..	191,269
阿根廷
澳洲	169,547	..	61,401	..	199,177	..	252,073	..	505,445	..
比國	47,875	133,298	..	4,635	..	18,077	..
英屬北婆羅洲	75,000
緬甸	15,744,300	..	18,166,500
坎拿大	162,104	..	248,900	..	146,157	..	250,891	..	21,214	..
智利	7,752	121,341	..
丹麥
埃及(英埃蘇丹在內)	163,407	..	23,016	..	78,950	..	65,032
法國	25,946	..	170,938	21,671,520
法屬東非洲
法屬南非洲
法屬西非洲	220,000	22,284,240
德國
英國	620,417	..	35,253	..	15	..	40
香港	6,682,817	10,007,073	5,300,616	7,017,575	648,787	..	557,819	..	1,120,974	..
印度	108,216	..	17,770	..	6,695,145	15,224,040	4,002,667	18,841,252	10,277,782	8,640,168
印尼	15,000	..
美國
日本	21,877,806	15,567,940	7,242,422	40,503,424	14,552,021	79,769,844	8,411,755	68,432,860	12,545,730	45,555,630
韓國
澳門
摩洛哥	268,208	..	2,477,526	..	239,065	..	1,527,609	..
荷蘭	64,735	57,153	..	596	75,000	712,704	..
紐西蘭	41,224	..	7,003	..	4,843	..	46,362	..
挪威
瑞典	18,000	604,950	571,924	..
巴基斯坦
秘魯
菲律賓	11,387	..	350	..	19,988
南非聯邦及羅得斯
斯威士蘭	9,454
星加坡等處
瑞士	32,872	..	188,139	750,000	21,284	..	17,693	..	116,856	16,689,100
瑞典
瑞士	6,180
泰國	245,287	..	315,253	..	96,529	2,133,360	41,200	..	121,127	..
烏拉圭
美國	3,039,377	..	2,506,911	655,323	2,995,283	..	4,415,047	..	5,067,732	3,285,000
其他國家	33	..	41,002
共	33,223,914	25,575,013	16,292,659	48,926,322	28,695,620	112,871,544	18,474,613	128,404,802	32,789,877	95,916,418

價值新台幣 Value N. T. \$

第六表 出口貨物淨值報告表(國別與關別)續
VI.--Net Exports to Foreign Countries: Value of Merchandises: by Countries and Ports.--Cont.

四十年 1951.

國別	六月 June.		七月 July.		八月 August.		九月 September.		十月 October.	
	台北 Taipei.	台南 Tainan.	台北 Taipei.	台南 Tainan.	台北 Taipei.	台南 Tainan.	台北 Taipei.	台南 Tainan.	台北 Taipei.	台南 Tainan.
					價值新台幣 Value N. T. \$					
亞爾基爾
阿根廷	319,494	1,380,000	131,407	166,680	1,990,454	..	125,950	..
澳洲	13,146	..	219,185	..	342,167	..	228,534	2,200,000	173,346	1,700,000
比國	57,000	27,606	433,805	..
英屬北婆羅洲	1,286,940
英屬北婆羅洲	349,026	23,200
緬甸	4,446,973	6,659
坎拿大	57,400	..	2,065,864	..	3,529,205	..	1,067,486	..	923,221	..
智利
丹麥
埃及(英埃蘇丹在內)	15,607	..	506,630	..	27,931	..	233,001	..	35,262	..
法國	236	233,348	..	178,254	..
法屬東非洲
法屬南非洲
法屬西非洲
德國	457,496
英國	2,322,412	..	2,546,384	..	2,415,962	..	189,833	..	11,884,255	..
英屬香港	8,885,124	468,738	6,504,785	151,174	7,601,750	..	9,964,735	268,108	11,159,348	184,341
印度	698,317	..	168,450
印尼
美國	4,558,669	64,606,473	7,336,345	1,679,417	7,972,883	1,639,864	27,587	1,812,998	151,846	4,267,051
日本	250	6,957,049	957,175	16,723,766	3,908,850
韓國
澳門	200	100
摩羅哥	1,585,127	..	1,522,261	1,114,115	..
荷蘭	49,876	..	1,094,713	..	280,354	..	198,060	..	3,148,940	..
紐西蘭	97,023	..	24,408	..	25,981	..	51,803	..	14,748	..
挪威	5,146	540	..
菲律賓	1,299,646	..	924,863	..	19,233,487	..	2,640,000	..	12,389,012	..
巴基斯坦
秘魯	11,701	..	29,892	..	76,115	..	306,335
菲律賓	796	180,031	26,250	..	94,532	..	124,625	..	117,210	..
南非洲聯邦及羅得斯亞	18,000	..	9,617	29,844	11,014	..
星加坡等處	295,178	28,556,140	74,693	37,955,020	269,737	23,529,100	43,250	2,653,273	208,843	..
瑞典
瑞士
泰國	551,594	2,144,900	134,797	7,507,150	540,121	111	139,348	..	339,215	..
泰國	144,728	..	26,680
烏拉圭	4,768,933	2,200,226	2,619,722	2,255,525	3,199,251	2,569,349	3,509,013	4,666,024	7,332,974	..
美國	45,744	60,768	1,000	7,152
其他國家
共	30,783,788	99,536,508	25,994,629	49,771,966	45,826,632	29,468,463	27,932,141	12,594,674	66,465,664	10,060,242

第六表 出口貨物淨值報告表(國別與關別)續
 VI.—Net Exports to Foreign Countries: Value of Merchandises: by Countries and Ports.—Cont.
 四十年 1951.

國別	Country of Destination	十一月 November.		十二月 December.		一月至十二月 Jan.-Dec.		總共 Grand Total.
		台北 Taipei.	台南 Tainan.	台北 Taipei.	台南 Tainan.	台北 Taipei.	台南 Tainan.	
		價值新台幣 Value N. T. \$						
亞爾基爾	Algeria	11,814	..	332,303	..	332,303
阿根廷	Argentina	1,058,426	..	2,268,177	..	5,574,414	..	5,574,414
澳洲	Australia	58,137	..	164,251	185,954	2,692,757	5,632,634	8,325,391
比利時	Belgium	27,653	..	5,209	..	711,304	..	711,304
英屬北婆羅洲	British North Borneo	..	40,000	1,458,940	1,458,940
緬甸	Burma	..	2,487,552	23,200	36,398,352	36,421,552
坎拿大	Canada	6,769	..	484	31	384,152	31	384,183
智利	Chile	1,103,388	..	517,834	..	14,583,364	..	14,583,364
丹麥	Denmark	20	..	2,901	..	68,073	..	68,073
埃及(包括英埃蘇丹在內)	Egypt (incl. Anglo-Egyptian Sudan)	1,068,197	..	1,068,197
法國	France	250	..	826,726	..	1,516,337	..	1,516,337
法屬東非洲	French East Africa	21,671,520	..	21,671,520
法屬西非洲	French West Africa	465,772	685,772	..	685,772
德國	Germany	616,458	19	252,245	..	1,326,254	19	22,284,240
英國	Great Britain	1,884,513	23	2,876,372	..	27,102,981	23	1,326,273
香港	Hongkong	9,254,775	387,861	11,699,053	809,337	98,028,597	62,381,998	27,103,004
印度	India	1,007,753	..	160,410,595
印尼	Indonesia	..	80,000	1,007,753
義大利	Italy	21,508	..	23,131	..	224,102	..	80,000
日本	Japan	25,025,415	18,758,763	43,001,824	4,866,476	176,205,685	347,460,740	224,102
韓國	Korea	273	..	523	4,866,025	523,666,425
澳門	Macao	100	300	100	4,866,548
摩洛哥	Morocco	758,166	..	299,121	..	9,791,198	..	400
荷蘭	Netherlands	409,050	..	1,124,238	..	7,140,419	75,000	9,791,198
紐西蘭	New Zealand	14,541	..	17,911	..	345,847	..	7,215,419
挪威	Norway	252,927	5,686	..	345,847
琉球	Okinawa	37,076,932	857,877	5,686
巴基斯坦	Pakistan	..	669,115	20	..	669,115	..	37,934,809
秘魯	Peru	..	300,000	424,043	..	669,135
菲律賓	Philippines	406,446	..	424,043
南非聯邦及羅得西亞	South Africa, Union of, and Rhodesia	10,680	480,031	..	886,477
新加坡等處	Straits Settlements and F.M.S.	20	..	48,105	29,844	77,949
瑞典	Sweden	220,855	1,000,000	231,695	350,625	1,721,095	111,483,258	113,204,353
瑞士	Switzerland	20	20	..	20
泰國	Thailand	589,630	..	40	..	6,240	..	6,240
烏拉圭	Uruguay	1,700	..	508,091	..	3,622,192	11,785,521	15,407,713
美國	U.S. of America	4,072,548	2,753,005	1,215,665	681,196	173,108	19,065,648	173,108
其他國家	Other Countries	30	110	..	13	87,809	68,043	63,808,104
共	Total	45,600,424	26,476,448	65,047,723	7,146,559	437,127,684	646,748,959	1,083,876,643

第七表 進出口貨物價值報告表(國別)

VII.—Imports from and Exports to Foreign Countries: Value of Merchandise: by Countries

累積數目 Cumulative Figures.

		四十年一月至十二月 January-December 1951.				三十九年一月至十二月 Jan.-Dec. 1950.	
		進口總值 Gross Imports.	復出口 Re-exports.	進口淨值 Net Imports.	進口淨值 Net Imports.		
		價值新台幣 Value N. T. \$		百分數 %	價值新台幣 Value N. T. \$	百分數 %	
亞拉伯.....	Arabia.....	17,945,715	..	17,945,715	1.51	13,840,170	1.74
阿根廷.....	Argentina.....	1,348,274	..	1,348,274	0.11	56,285	0.01
澳洲.....	Australia.....	26,085,358	..	26,085,358	2.20	40,164,034	5.06
比國.....	Belgium.....	2,009,969	..	2,009,969	0.17	17,177,168	2.16
巴西.....	Brazil.....	510,660	..	510,660	0.04
英屬北婆羅洲.....	British North Borneo.....	120,914	..	120,914	0.01
緬甸.....	Burma.....	11,808	..	11,808	..	1,042,744	0.13
坎拿大.....	Canada.....	21,267,741	..	21,267,741	1.79	22,756,406	2.87
智利.....	Chile.....	52,164	..	52,164
捷克斯拉夫.....	Czechoslovakia.....	1,090,940	..	1,090,940	0.09	966,085	0.12
丹麥.....	Denmark.....	93,176	..	93,176	0.01	93,362	0.01
埃及(英埃蘇丹在內).....	Egypt (incl. Anglo-Egyptian Sudan).....	23,856	..	23,856	..	84,639	0.01
芬蘭.....	Finland.....	1,361,841	..	1,361,841	0.11	163,629	0.02
法國.....	France.....	3,947,428	..	3,947,428	0.33	6,634,603	0.84
安南.....	French Indo-China.....	1,239,474	..	1,239,474	0.11	740,933	0.09
德國.....	Germany.....	2,741,583	34,650	2,706,933	0.23	1,690,110	0.21
英國.....	Great Britain.....	42,776,570	10,856	42,765,714	3.60	25,860,192	3.26
香港.....	Hongkong.....	155,802,239*	..	155,802,239*	13.12*	144,988,315*	18.26*
		(97,556,149)	..	(97,556,149)	(8.21)	(106,452,695)	(13.41)
印度.....	India.....	3,984,583	..	3,984,583	0.34	25,298,893	3.19
印尼.....	Indonesia.....	268,223	..	268,223	0.02	97,709	0.01
以色列.....	Israel.....	-5,150	..
義大利.....	Italy.....	2,634,670	..	2,634,670	0.22	2,007,418	0.25
日本.....	Japan.....	574,611,065	46,051	574,565,014	48.58	253,192,109	31.89
韓國.....	Korea.....	275,945	..	275,945	0.02	1,113,471	0.14
澳門.....	Macao.....	544,342	..	544,342	0.05	215,595	0.03
和國.....	Netherlands.....	17,239,513	..	17,239,513	1.45	9,100,392	1.15
紐西蘭.....	New Zealand.....	229,981	..	229,981	0.02	131,420	0.02
挪威.....	Norway.....	3,567,737	..	3,567,737	0.30	3,617,586	0.46
琉球.....	Okinawa.....	320	..	320	..	10,053	..
巴基斯坦.....	Pakistan.....	14,484,739	..	14,484,739	1.22	303,793	0.04
菲律賓.....	Philippines.....	8,036,449	..	8,036,449	0.68	5,068,798	0.64
波蘭.....	Poland.....	110,084	0.01
南非洲聯邦及羅得西亞.....	South Africa, Union of, and Rhodesia.....	165,995	..	165,995	0.01	566,927	0.07
西班牙.....	Spain.....	1,437,846	..	1,437,846	0.12	594,642	0.07
星加坡等處.....	Straits Settlements & F.M.S.....	21,706,063	..	21,706,063	1.83	5,829,003	0.73
瑞典.....	Sweden.....	8,776,074	..	8,776,074	0.74	2,765,595	0.36
瑞士.....	Switzerland.....	3,095,841	..	3,095,841	0.26	672,268	0.09
泰國.....	Thailand.....	228,031	..	228,031	0.02	8,124,717	1.02
美國.....	U.S. of America.....	195,882,920	413,246	195,469,674	16.46	147,756,878	18.61
來源無從確定者.....	Origin Un-identifiable.....	52,333,333	64,456	52,268,877	4.40	50,411,390	6.35
其他各國.....	Other Countries.....	341,934	..	341,934	0.03	710,469	0.08
共.....	Total.....	1,188,275,314	569,259	1,187,706,055	100.00	793,952,735	100.00

* 經由香港進口之土貨按章係予視為洋貨其價值(括弧內數字)已包括在內。

* Including value (in brackets) of Chinese goods imported from Hongkong and treated as foreign goods on entry into Taiwan.

第七表 進出口貨物價值報告表(國別)續

VII.—Imports from and Exports to Foreign Countries: Value of Merchandise: by Countries—cont.

累積數目 Cumulative Figures.

		四十年一月至十二月 January-December 1951.				三十九年一月至十二月 Jan.-Dec. 1950.	
		出口總值 Gross Exports.	復進口 Reimports.	出口淨值 Net Exports.	出口淨值 Net Exports.		
		價值新台幣	Value N. T. \$	百分數 %	價值新台幣	百分數 %	
亞丁.....	Aden	2,000,000	0.33	
亞爾基爾.....	Algeria	332,303	..	0.03	
阿根廷.....	Argentina	5,574,414	..	0.51	
澳洲.....	Australia	8,325,391	..	0.77	839,205	0.14	
比國.....	Belgium	711,304	..	0.07	360,733	0.06	
英屬北婆羅洲.....	British North Borneo	1,458,940	..	0.13	
緬甸.....	Burma	36,421,552	..	3.36	2,587,250	0.43	
坎拿大.....	Canada.....	384,183	..	0.03	1,120	..	
智利.....	Chile	14,583,364	..	1.35	7,720,866	1.29	
丹麥.....	Denmark	68,073	..	0.01	
埃及(英埃蘇丹在內).....	Egypt (incl. Anglo-Egyptian Sudan)...	1,068,197	..	0.10	105,325,645	17.58	
法國.....	France	1,516,337	..	0.14	332,159	0.06	
法屬東非洲.....	French East Africa	21,671,520	..	2.00	1,000,000	0.17	
安南.....	French Indo-China	685,772	..	0.06	
法屬西非洲.....	French West Africa	22,284,240	..	2.06	
德國.....	Germany	1,326,273	..	0.12	190,803	0.03	
英國.....	Great Britain	27,104,686	1,682	2.50	9,138,247	1.53	
希臘.....	Greece	19,750,000	3.30	
香港.....	Hongkong	160,410,595	..	14.80	102,244,552	17.07	
印度.....	India	1,007,753	..	0.09	138,908	0.02	
印尼.....	Indonesia	80,000	..	0.01	
愛爾蘭自由邦.....	Irish Free State.....	11,340,000	1.89	
義大利.....	Italy	224,102	..	0.02	9,002,437	1.50	
日本.....	Japan	523,666,425	..	48.31	216,510,807	36.14	
韓國.....	Korea	4,866,548	..	0.45	22,205,005	3.71	
澳門.....	Macao	400	298,333	0.05	
摩洛哥.....	Morocco	9,791,198	..	0.90	300,783	0.05	
和國.....	Netherlands.....	7,215,419	..	0.67	6,589,516	1.10	
紐西蘭.....	New Zealand	345,847	..	0.03	9,211	..	
挪威.....	Norway	5,686	
琉球.....	Okinawa	37,934,809	..	3.50	
巴基斯坦.....	Pakistan	669,135	..	0.06	
秘魯.....	Peru	424,043	..	0.04	
菲律賓.....	Philippines	886,477	..	0.09	282,605	0.05	
南非洲聯邦及羅得西亞.....	South Africa, Union of, and Rhodesia	77,949	..	0.01	
星加坡等處.....	Straits Settlements & F. M. S.	113,204,353	..	10.44	40,680,741	6.79	
瑞典.....	Sweden	20	551,811	0.09	
瑞士.....	Switzerland.....	6,240	27,690	0.01	
泰國.....	Thailand	15,407,713	..	1.42	1,567,500	0.26	
烏拉圭.....	Uruguay	173,108	..	0.02	4,719,202	0.79	
美國.....	U. S. of America	63,808,104	..	5.89	33,292,470	5.56	
其他國家.....	Other Countries	155,852	..	0.01	3,249	..	
共.....	Total.....	1,083,878,325	1,682	100.00	599,010,848	100.00	

第八表 進出口貨物價值報告表 (關別)

VIII.—Imports from and Exports to Foreign Countries: Value of Merchandise: by Ports.

(甲) 進口

(a) Imports.

		四十年一月至十二月 January-December 1951.				三十九年一月至十二月 January-December 1950.	
		進口總值 Gross Imports.	復出口 Re-exports.	進口淨值 Net Imports.		進口淨值 Net Imports.	
		價值新台幣 Value N. T. \$		百分數 %		價值新台幣 Value N. T. \$	百分數 %
台北.....	Taipei	929,356,403	346,277	929,010,126	78.22	576,136,145	72.57
台南.....	Tainan.....	258,918,911	222,982	258,695,929	21.78	217,816,590	27.43
共.....	Total.....	1,188,275,314	569,259	1,187,706,055	100.00	793,952,735	100.00

第八表 進出口貨物價值報告表 (關別) 續

VIII.—Imports from and Exports to Foreign Countries: Value of Merchandise: by Ports—cont.

(乙) 出口

(b) Exports.

		四十年一月至十二月 January-December 1951.				三十九年一月至十二月 January-December 1950.	
		出口總值 Gross Exports.	復進口 Reimports.	出口淨值 Net Exports.		出口淨值 Net Exports.	
		價值新台幣 Value N. T. \$		百分數 %		價值新台幣 Value N. T. \$	百分數 %
台北.....	Taipei	437,129,366	1,682	437,127,684	40.33	147,946,555	24.70
台南.....	Tainan.....	646,748,959	..	646,748,959	59.67	451,064,293	75.30
共.....	Total.....	1,083,878,325	1,682	1,083,876,643	100.00	599,010,848	100.00

第九表 進口貨物數量與淨值報告表(貨別)
IX.—Net Imports from Foreign Countries.—Quantity and Value of
Merchandise; by Commodities.

統計號列 Returns No.	貨名 Name of Article	數量單位 Unit of Quantity.	一月至十二月 January—December.				
			三十九年 1950.		四十年 1951.		
			數量 Quantity.	價值新台幣 Value: N. T. \$	數量 Quantity.	價值新台幣 Value: N. T. \$	
	第一組						
	本色棉布						
	GROUP I.						
	Cotton Piece Goods, Grey						
				13,525,955		8,129,837	
1	本色市布,粗布,細布...	Shirtings and Sheetings, Grey	公尺 Metres	7,627,559	10,946,719	1,862,554	6,160,336
2	本色粗細斜紋布(僅3線或4線組).....	Drills and Jeans, Grey (3 or 4 shaft only).....	90,630	165,528	407,602	1,307,786
3	本色洋標布.....	T-Cloths, Grey
4	本色仿製土布(本色,漂白,或染色,土布在內)	Imitation Native Cotton Cloth, Grey (incl. Nankeens, Grey, White, or Dyed)	公担 Quintals 公尺 Metres	1 (329)}	3,715
5	本色絨布,棉法絨.....	Cotton Flannel, or Flannellette, Grey	公尺 Metres	3,978	17,478
6	本色帆布,雙絲布(漂白,染色,在內).....	Cotton Canvas and Duck, Grey (including White or Dyed)	689,749	2,231,979	109,733	658,000
7	本色羽縐.....	Satteen Drills, Grey.....
8	未列名本色棉布.....	Cotton Piece Goods, Grey, n. o. r.	31,406	164,251
	第二組						
	漂白或染色,棉布						
	GROUP II.						
	Cotton Piece Goods, White, or Dyed.						
				36,061,145		26,958,432	
9	漂市布(通稱漂布),粗布,細布,竹布.....	Shirtings, Sheetings, and Irishes, White, Plain.....	公尺 Metres	4,399,881	7,743,609	1,755,977	5,519,621
10	漂粗細斜紋布(僅3線或4線組).....	Drills and Jeans, White (3 or 4 shaft only).....	757,843	1,391,192	221,679	737,318
11	漂洋標布,漂標布.....	T-Cloths, White, and Mexicans
	漂白或染色,細洋紗,軟洋紗,稀洋紗,厚稀紗,細棉紗,輕軟洋紗,維多利亞格子紗,瑞士格子紗,拉白紗布,洋板絨	Cambrics, Lawns, Muslins, Nainsooks, Mulls, Jaconets, Victoria Checks, Swiss Checks, Lappets and Limbrics, White or Dyed:—					
12	寬不過92公分.....	Not over 92 cm. wide...
13	寬過92公分.....	Over 92 cm. wide
14	漂白或染色,提花洋紗(單紗線),及條子,點子,燈芯,織花,市布...	Brocades (single yarn), and Shirtings, Striped Spotted, Corded, or Figured, White or Dyed.....
15	漂白或染色,洋羅,提花鑲空洋紗.....	Lenos and Leno Brocades, White or Dyed	52,699	154,535	306,439	1,634,750
16	染色,素,市布,粗布,細布.....	Shirtings and Sheetings, Dyed, Plain	1,640,029	2,984,778	275,333	1,211,621
17	染色,素,洋素縐.....	Pongees, Dyed, Plain.....	3,658	4,157
18	染色粗細斜紋布(僅3線或4線組).....	Drills and Jeans, Dyed (3 or 4 shaft only).....	3,737,178	7,630,121	470,512	2,585,583
19	染色洋標布,拷花寧綢,素寧綢,真假洋紅布...	Dyed T-Cloths, Embossed Cantoons, Alpacianos and Real and Imitation Turkey Reds

第九表 進口貨物數量與淨值報告表 (貨別) 續
 IX.—Net Imports from Foreign Countries.—Quantity and Value of
 Merchandise: by Commodities:—Continued.

統計列號 Returns No.	貨名 Name of Article.	數量單位 Unit of Quantity.	一月至十二月 January—December.				
			三十九年 1950.		四十年 1951.		
			數量 Quantity.	價值新台幣 Value: N. T. \$	數量 Quantity.	價值新台幣 Value: N. T. \$	
20	漂白或染色縐紋呢.....	公尺 Metres	16,936	40,362	
21	漂白或染色縐布(本色,印花,染紗織,在內)...		199,298	372,385	69,760	333,892	
22	漂白或染色羽絨.....		
23	漂白或染色,羽緞,羽綢,充西緞,泰西縐綢,斜羽綢.....	..	383,935	1,006,872	204,758	774,134	
24	漂白或染色,橫工布十字紋綢,單面斜紋布...	..	852,664	1,337,412	141,588	1,017,775	
25	漂白或染色,細嗶嘰,衣料,成套衣料,花呢,褲料.....	..	1,220,516	2,835,542	355,983	1,357,698	
26	漂白或染色羽蘭.....	..	204,893	371,163	93,755	312,553	
27	漂白或染色經面羽緞...	..	336,841	833,945	
28	漂白或染色,羅緞,波紋緞.....	..	402,841	1,218,257	335,424	2,083,600	
29	漂白或染色泰西緞.....	..	542	3,411	
30	漂白或染色,絨布,棉法絨.....	..	251,843	429,333	47,731	192,610	
31	漂白或染色(印花在內)尺六絨,尺九絨,及其他棉絨.....	..	563,701	4,221,009	434,786	4,330,937	
32	未列名漂白或染色棉布	..	1,343,298	3,483,062	1,080,526	4,866,340	
第三組		GROUP III.					
印花棉布		Cotton Piece Goods, Printed.		36,430,919		31,257,302	
33	印花細洋紗,軟洋紗,稀洋紗,洋板絨.....	公尺 Metres	21,671	28,938	
34	印花市布,粗布,細布,洋標布.....		2,945,482	4,348,443	895,974	2,864,237	
35	印花粗細斜紋布(僅3線或4線組).....	..	2,399,936	4,592,980	1,689,842	4,676,890	
36	印花羽蘭.....	
37	印花羽絨,羽緞,緞布,羽綢,桂布,泰西緞,斜羽綢,羅緞,水雲緞.....	..	144,290	377,988	10,591	34,249	
38	未列名印花棉布.....	..	14,712,789	27,082,570	7,162,790	23,681,926	
第四組		GROUP IV.					
雜類棉布		Cotton Piece Goods, Miscellaneous.		27,430,289		12,845,866	
39	染紗織,市布,粗布,細布.....	公尺 Metres	442,082	609,320	23,925	55,629	

第九表 進口貨物數量與淨值報告表(貨別)續
 IX.—Net Imports from Foreign Countries.—Quantity and Value of
 Merchandise: by Commodities:—Continued.

統計號列 Returns No.	貨名 Name of Article.		數量單位 Unit of Quantity.	一月至十二月 January—December.			
				三十九年 1950.		四十年 1951.	
				數量 Quantity.	價值新台幣 Value: N. T. \$	數量 Quantity.	價值新台幣 Value: N. T. \$
40	染紗織, 縐紋呢, 細縐 呢, 衣料, 成套衣料, 花 呢, 單面斜紋布, 褲料...	Oatmeal Crapes, Serges, Coatings, Suitings, Twed- eds, Gabardines and Tro- userings, Yarn-dyed	公尺 Metres	7,635,631	15,939,474	1,301,053	5,175,476
41		Poplins and Imitation Po- plins, Yarn-dyed	1,978,119	4,215,319	409,508	1,475,673
42		Cotton Flannel, or Flan- nelette, Yarn-dyed	528,861	1,014,201	67,208	230,304
43		Cotton Piece Goods, Yarn- dyed, n.o.r.	1,881,946	3,674,225	756,806	3,133,940
44	未列名雜類棉布.....	Cotton Piece Goods, n.o.r.	266,947	1,977,750	295,276	2,774,844
第五組		GROUP V.					
棉花, 棉紗, 棉線		Cotton, Raw; Cotton Yarn, and Cotton Thread.			12,807,867		37,876,573
45	棉花.....	Cotton, Raw	公担 Quintals	3,682	2,418,238	138	98,433
46	廢棉花, 廢紗頭, 棉胎...	Cotton Waste, Yarn Waste, and Wadding	38	1,890	906	794,932
47	未製本色棉紗.....	Cotton Yarn, Grey, Un- processed	公斤 Kilogrs.	879,449	10,054,779	1,145,433	35,578,914
48	漂白, 染色, 光, 絲光 等, 棉紗.....	Cotton Yarn, Bleached, Dyed, Gassed, Mercerised, etc.	6,653	395,892
49	縫線.....	Cotton Thread, Sewing ...	羅 Gross	50,101	170,252	14,214	287,740
50	編結線, 刺繡線.....	Cotton Thread, Crochet or Embroidery	公斤 Kilogrs.	1,066	59,922	3,899	473,118
51	未列名棉線.....	Cotton Thread, n. o. r.	4,293	102,786	6,572	247,544
第六組		GROUP VI.					
其他棉製品		Cotton Manufactures, Sundry.			4,442,288		7,352,357
52	針織棉布.....	Knitted Tissue ..	公斤 Kilogrs.	150	1,296
53	起毛針織衛生衣類.....	Knitted Clothing, Raised...	37,187	467,966	1,600	29,966
54	未起毛針織衛生衣類...	Knitted Clothing, not Rai- sed	117,855	1,651,517	13,556	365,469
55	短襪, 長襪.....	Socks and Stockings	18,156	427,767	11,956	305,040
56	毯及毯布.....	Blankets and Blanket Cloth	1,487	137,882	209,873	2,496,868
57	手帕(不繡花或無記號 者).....	Handkerchiefs (not Em- broidered or Initialled)...	打 Dozens	-585	6,004	913	17,195
58	未列名衣服, 及衣著零 件.....	Clothing, and all articles of personal wear and parts or accessories thereof, n.o.r.	12,892	340,779	3,211	107,330
59	未列名棉貨.....	Cotton Goods, n.o.r.	91,614	1,409,077	147,965	4,030,489

第九表 進口貨物數量與淨值報告表(貨別)續
 IX.—Net Imports from Foreign Countries.—Quantity and Value of
 Merchandise: by Commodities:—Continued.

統計號列 Returns No.	貨名 Name of Article.	數量單位 Unit of Quantity.	一月至十二月 January—December.				
			三十九年 1950.		四十年 1951.		
			數量 Quantity.	價值新台幣 Value: N. T. \$	數量 Quantity.	價值新台幣 Value: N. T. \$	
	第七組	GROUP VII.					
	亞麻, 苧麻, 火麻, 纒麻, 及其製品	Flax, Ramie, Hemp, Jute, and Manufactures thereof.		12,063,916		15,604,945	
60	纒麻.....	Jute, Raw	公担 Quintals	8,503	2,088,236	25,243	14,484,739
61	亞麻, 苧麻, 火麻.....	Flax, Ramie, and Hemp, Raw	946	180,194
62	繩, 索, 纜.....	Cordage, Twine, and Rope	810	168,936	312	644,433
63	透明細麻布.....	Sheer Linen	公尺 Metres
64	洋線袋布.....	Hessian Cloth	公担 Quintals
65	新纒麻袋.....	Gunny Bags, New.....	51,954	9,708,445	1	200
66	舊纒麻袋.....	Gunny Bags, Old.....	225	39,148	933	253,213
67	未列名衣服, 及衣着零 件.....	Clothing, and all articles of personal wear and parts or accessories thereof, n. o. r.
68	未列名亞麻, 苧麻, 火 麻, 纒麻貨品.....	Goods made of Flax, Ramie, Hemp, or Jute, n. o. r.	3,665	59,151	988	42,166
	第八組	GROUP VIII.					
	毛及其製品	Wool and Manufactures thereof.		12,060,336		23,553,642	
69	毛, 已梳或已篦之毛, 廢 毛.....	Wool, Carded or Combed Wool, and Waste Wool...	公斤 Kilogrs.	189,793	6,200,624	165,367	11,726,426
70	純人造絨線.....	Artificial Woollen Yarn, pure
71	粗細絨線, 鬆絨線(絨 繩在內).....	Yarn and Cord (including Berlin Wool)	36,235	2,131,321	14,814	1,814,725
72	毛絨.....	Plushes, Velvets, and all other Pile Cloths	公尺 Metres
73	條子羽紗, 光羽紗 羽紗 呢 素羽紗, 斜地羽紗.....	Alpacas, Lustres, Orleans, Sicilians, and Florentines	公斤 Kilogrs.	1	119	78	8,136
74	細嗶嘰.....	Serges	1,068	53,793	7,990	596,798
75	斜紋嗶嘰, 薄嗶嘰.....	Twills and Imperials
76	單面斜紋呢.....	Gabardines	1	52	983	128,873
77	直貢呢.....	Venetians	5	364	11	249
78	大衣呢, 花呢, 火姆四本 (花呢).....	Overcoatings, Tweeds, and Homespuns	32,172	862,763	45,374	1,254,888
79	橡皮雨衣布.....	Waterproof Cloth, Rubbered	公尺 Metres
80	薄花呢.....	Worsted Suitings	公斤 Kilogrs	30	5,671
81	旗紗布, 羽毛布, 羽絨, 粗嗶嘰, 小呢 針織呢絨	Bunting, Camlets, Lastings, Long Ells, Spanish Stripes, and Knitted Tissue	344	2,811
82	未列名純毛或雜毛呢絨	Woollen piece Goods, pure or mixed, n. o. r.	38,509	1,579,087	125,381	5,110,035
83	氈呢, 氈套.....	Felt and Felt Sheathing...	31	123	810	21,613
84	毯, 氈.....	Blankets and Rugs	1,152	21,417	42,634	669,687
85	地毯及其他地衣類.....	Carpets, Carpeting, and all other Floor Coverings.....	方公尺 Sq. metres	15	426	65	1,905
86	氈呢, 帽, 便帽.....	Hats and Caps, Felt.....	打 Dozens	-451	-15,536	363	58,425

第九表 進口貨物數量與淨值報告表(貨別)續
 IX.—Net Imports from Foreign Countries.—Quantity and Value of
 Merchandise: by Commodities:—Continued.

統計號列 Returns No.	貨名 Name of Article.	數量單位 Unit of Quantity.	一月至十二月 January—December.			
			三十九年 1950.		四十年 1951.	
			數量 Quantity.	價值新台幣 Value: N. T. \$	數量 Quantity.	價值新台幣 Value: N. T. \$
87	未列名衣服, 及衣着零件.....	公斤 Kilogrs.	25,460	992,333	35,915	1,433,589
88	未列名純毛或雜毛貨品 {	5,838	230,639	7,195	722,622
	第九組					
	絲(人造絲在內)					
	及其製品			1,142,723		7,620,515
89	蠶絲綢緞.....	公斤 Kilogrs.	16,165	403,243	581	115,451
90	蠶絲夾棉織品.....	70	2,450	14	711
91	蠶絲夾人造絲織品.....	511	14,192	256	27,524
92	人造細絲, 粗絲.....	12,211	96,518	237,851	5,916,694
93	人造絲綢緞.....	55,939	453,128	5,615	971,379
94	人造絲夾棉織品.....	14,420	33,130	823	24,420
95	未列名人造絲夾毛織品 (攪雜植物質纖維者在內).....	公尺 Metres	6,563	58,579
96	未列名衣服及衣着零件 {	公斤 Kilogrs.	1,182	65,583	1,530	146,829
97	未列名絲及絲貨.....	4,042	74,479	3,749	358,928
	第十組					
	金屬及礦砂			57,098,204		96,885,013
98	礦砂.....	公担 Quintals	193,514	1,754,680	66,996	2,316,369
99	鋁(箔不在內).....	公斤 Kilogrs.	9,119	72,490	20,387	349,254
100	鋁箔.....	132,783	1,310,766	154,707	4,273,480
	黃銅					
101	片, 板.....	公担 Quintals	72	18,074	19	62,042
102	未列名.....	1,348	629,995	1,269	2,626,200
	紫銅					
103	錠, 塊(鎔化舊紫銅 在內).....
104	片, 板.....	333	188,322	762	893,355
105	絲.....	2,543	1,027,529	3,435	4,821,629
106	未列名.....	4,369	2,142,957	3,589	4,621,642
107	鉛箔, 錫鉛箔.....
108	未列名箔.....	公斤 Kilogrs.	2,573	26,996	298	25,380

第九表 進口貨物數量與淨值報告表(貨別)續
 IX.—Net Imports from Foreign Countries.—Quantity and Value of
 Merchandise: by Commodities:—Continued.

統計號列 Returns No.	貨名 Name of Article.		數量單位 Unit of Quantity.	一月至十二月 January—December.			
				三十九年 1950.		四十年 1951.	
				數量 Quantity.	價值新台幣 Value: N. T. \$	數量 Quantity.	價值新台幣 Value: N. T. \$
	未鍍錳鋼鐵	Iron and Steel, Ungalvanized:—					
109	三角.....	Angles.....	公担 Quintals	13,986	1,095,106	12,385	1,505,172
110	工字, 樑, 丁字, 水流 {	Joists, Girders, Tees, and Channels	6,894	562,658	11,004	278,927
111	條.....	Bars	160,185	4,262,583	26,028	2,901,024
112	釘條.....	Nail-rods.....	700	77,210
113	陽螺旋, 陰螺旋, 墊圈, 鍋釘, (兩頭釘), 螺旋釘, 小釘.....	Bolts, Nuts, Washers, Rivets, Screws, and Tacks.....	193,780	553,213	112,674	854,719
114	箱.....	Hoops	公担 Quintals	1,983	284,508	785	405,510
115	短條, 熟鐵塊, 錠, 塊, 條片, 生鐵, 鐵磚.....	Billets, Blooms, Ingots, Slabs, Sheet-bars, Pig, and Kentledge.....	375	126,104
116	鐵絲圓釘, 鐵方釘.....	Nails, Wire and Cut.....	4,074	360,269	24	1,920
117	管子及其配件.....	Pipes, Tubes, and their Fittings.....	55,063	6,697,198	21,805	7,965,179
118	軌.....	Rails.....	33,577	2,890,207	59,749	9,967,200
119	片, 板, 厚不及 3.2 公厘	Sheets and Plates, under 3.2 mm. thick	11,145	1,200,584	2,590	670,989
120	片, 板, 厚 3.2 公厘或以上.....	Sheets and Plates, 3.2 mm. thick and over.....	35,839	2,893,448	21,721	3,327,682
121	鍍鉛鐵板.....	Terneplates.....
122	馬口鐵.....	Tinned Plates.....	30,902	4,600,784	12,089	5,053,224
123	絲.....	Wire.....	2,971	295,652	1,846	366,086
124	新絲繩.....	Wire Rope, New	1,820	450,179	2,847	3,243,364
125	未列名.....	N. o. r.....	9,587	1,060,478	4,619	1,666,822
	鍍錳鋼鐵	Iron and Steel, Galvanized:—					
126	管子及其配件.....	Pipes, Tubes, and their Fittings.....	4,607	892,910	6,192	2,800,184
127	片.....	Sheets	43,090	9,945,972	17,617	7,010,056
128	絲.....	Wire.....	66,743	7,459,070	37,510	11,720,171
129	新絲繩.....	Wire Rope, New	5,782	975,360	4,263	3,282,113
130	未列名.....	N. o. r.....	32	17,803	419	256,805
	鍍錳或未鍍錳鋼鐵	Iron and Steel, Galvanized or Ungalvanized:—					
131	條段截, 條頭.....	Bar Croppings and Bar Ends
132	團鐵.....	Cobbles
133	剪口鐵.....	Plate Cuttings
134	未列名舊鐵, 碎鐵.....	Old or Scrap, n.o.r.....	16,750	846,977
135	絲段.....	Wire Shorts	63	6,468
136	未列名.....	N. o. r.....
137	竹節鋼.....	Steel, Bamboo
138	彈簧鋼 工具用鋼, 特製鋼.....	Steel, Spring, Tool, and Alloy.....	公斤 Kilogrs.	396,702	914,900	124,938	610,162
139	建築用, 構造用之各式配成鋼鐵體段.....	Structural Sections or Building Forms of Iron or Steel, fabricated for use.....	公担 Quintals	1,316	222,408	2,946	2,789,937
140	鉛塊, 條.....	Lead, Pigs or Bars	-2,820	-147,531	418	378,760
141	未列名鉛.....	Lead, n. o. r.....	1,213	162,288	7	4,854
142	錫錠, 塊.....	Tin Ingots and Slabs.....	公斤 Kilogrs.	69,850	1,157,588	102,969	4,837,007
143	錳(白鉛).....	Zinc.....	公担 Quintals	750	245,889	309	578,420
144	未列名金屬.....	Metals, n. o. r.....	公斤 Kilogrs.	10,325	663,089	193,196	3,572,398

第九表 進口貨物數量與淨值報告表(貨別)續
 IX.—Net Imports from Foreign Countries.—Quantity and Value of
 Merchandise: by Commodities:—Continued.

統計號列 Returns No.	貨名 Name of Article.	數量單位 Unit of Quantity.	一月至十二月 January—December.				
			三十九年 1950.		四十年 1951.		
			數量 Quantity.	價值新台幣 Value: N. T. \$	數量 Quantity.	價值新台幣 Value: N. T. \$	
	第十一組 機器及工具	GROUP XI. Machinery and Tools.		70,937,179		104,919,865	
145	農業機器及其配件.....	Agricultural Machinery and parts	公担 Quintals	872	680,965	2,237	7,110,665
146	發電機.....	Electric Dynamos or Generators.....	公斤 Kilogr.	67,235	71,806	45,446	84,024
147	電動機.....	Electric Motors	306,459	2,398,165	390,644	4,934,613
148	變壓器.....	Electric Transformers	1,027,180	7,041,333	195,837	2,885,084
149	未列名電氣機器及電氣機器配件.....	Electrical Machinery, n.o.r., and Parts of Electrical Machinery.....	676,181	8,252,172	540,938	7,039,288
150	抽水機及其配件.....	Pumping Machinery, Pumps, and parts	公担 Quintals	2,820	3,345,320	1,402	2,162,490
151	縫紉機、針織機、刺繡機及其配件.....	Sewing, Knitting, and Embroidering Machinery, and parts	公斤 Kilogr.	69,050	1,101,553	68,794	2,297,541
152	紡織機器及其配件.....	Textile Machinery and parts	公担 Quintals	17,812	14,624,221	8,115	12,369,370
153	印書、釘書、造紙、機器及其配件.....	Printing, Bookbinding and Paper-making Machinery, and parts	5,446	835,706	3,190	2,642,448
154	未列名辦事室用機器、開會機及其配件.....	Office or Sales Machines and parts, n.o.r.....	公斤 Kilogr.	60,350	601,237	73,500	1,911,162
155	發動機及其配件.....	Prime Movers and parts	公担 Quintals	8,596	5,154,424	3,762	8,973,849
156	打字機及其配件.....	Typewriters and parts.....	公斤 Kilogr.	6,700	321,261	18,668	1,457,600
157	製雪茄菸及紙菸機器及其配件.....	Machinery for Cigar and Cigarette manufacturing and parts	公担 Quintals	38	32,420	1,742	673,204
158	未列名機器及其配件.....	Machinery and parts, n.o.r.....	45,114	21,037,069	32,246	34,043,483
159	錘刀.....	Files.....	打 Dozens	24,128	240,456	35,933	763,749
160	未列名手工工具.....	Hand Tools, n.o.r.....	公斤 Kilogr.	588,601	3,409,206	438,971	5,810,623
161	機械工具(用氣壓或電力之工具在內).....	Machine Shop Tools (incl. Pneumatic and Electrically Operated Tools)	54,601	638,562	72,098	1,642,902
162	製造機械工具.....	Machine Tools	公担 Quintals	1,360	1,151,303	6,424	8,117,770
	第十二組 車輛，船艇	GROUP XII. Vehicles and Vessels.		58,976,755		58,738,567	
163	飛機及其附件(海陸軍用不在內).....	Aircraft and Accessories (excluding those for use of Army and Navy)	公担 Quintals	6,744	1,160,959	1,849	2,789,873
164	救火機車，救火機件及其配件.....	Fire Engines and Appliances, and parts.....	2,060	2,193,982	1,327	2,200,776
165	鐵道機車，煤水車.....	Locomotives and Tenders.....	輛 Pieces	30	4,916,282
166	鐵道或電車適用之客車，貨車.....	Railway and Tramway Carriages and Wagons	121	4,266,106	5	148,233
167	鐵道或電車適用之未列名材料.....	Railway and Tramway Materials, n.o.r.....	公担 Quintals	7,220	1,965,520	15,640	8,681,375
168	馬達拖動車，拖車，及貨車(車台在內).....	Motor Tractors, Trailers, and Trucks (including Chassis)	輛 Pieces	337	4,533,554	249	5,494,432
169	汽車，長途汽車(車台在內).....	Motor Cars and Buses (including Chassis)	117	1,831,174	48	1,247,044

第九表 進口貨物數量與淨值報告表(貨別)續
 IX.—Net Imports from Foreign Countries.—Quantity and Value of
 Merchandise: by Commodities:—Continued.

統計號列 Returns No.	貨名 Name of Article.	數量單位 Unit of Quantity.	一月至十二月 January—December.			
			三十九年 1950.		四十年 1951.	
			數量 Quantity.	價值新台幣 Value: N. T. \$	數量 Quantity.	價值新台幣 Value: N. T. \$
170	汽車零件, 附件(車輪胎不在內).....	公担 Quintals	5,404	5 202,474	7,602	14 299,647
171	腳踏車.....	輛 Pieces	149,149	27,144,885	32,590	10,085,045
172	腳踏車零件, 附件(車輪胎不在內).....	公斤 Kilogrs.	1,228,989	9,922,310	587,334	6,233,359
173	未列名車輛及其配件(車輪胎不在內).....	公担 Quintals	3 525	744,359	1,623	2,637,943
174	船艇及材料(列入金屬及木材者不在內).....	16	11,432	1	4,558
第十三組		GROUP XIII.				
雜類金屬製品		Miscellaneous Metal Manufactures.				
			25,131,038		68,256,138	
175	鋁器.....	公斤 Kilogrs.	8 306	108,982	45	22,818
176	鎗械及子彈(海陸軍用不在內).....	55	319	3	319
177	未列名科學上之儀器或器具, 及其零件, 附件.....	62,428	1,995,517	143,780	8,037,053
178	秤, 天平.....	7,515	77,581	76,984	1,455,920
179	金屬製床架, 傢具.....	公担 Quintals	62	43,069	31	18,605
180	鋼, 古銅窗框, 窗玻璃框等.....	55	28,335	549	273,075
181	鐘及其零件,	公斤 Kilogrs.	20,498	291,366	40,970	1,087,362
182	燃煤, 燃油, 燃酒精之器具及其配件.....	公担 Quintals	..	4,955	2	5,483
183	煤氣器具及其配件.....	6	2,263
184	利口器.....	公斤 Kilogrs.	15,521	343,107	13,985	939,323
電氣配件, 裝修, 材料		Electrical Fittings, Fixtures, and Materials:—				
185	電燈泡.....	個 Pieces	4,003,393	616,569	2,669,508	1,992,515
186	電纜.....	公担 Quintals	4,707	1,441,570	5,862	10,695,929
187	蓄電池, 儲電瓶.....
188	絕緣電線.....	公斤 Kilogrs.	938,341	3,941,242	814,017	7,301,619
189	未列名.....	公担 Quintals	2,400	1,315,029	1,301	2,594,485
	電力器具	公斤 Kilogrs.	144,394	1,034,979	640,837	5,499,058
190	電燈及電燈器.....	2,441	36,501	21,358	516,778
191	電扇及附件.....	36,202	267,604	866	29,272
192	電筒.....	個 Pieces	534,861	1,174,456	96,681	382,390
193	電表.....	14,415	1,186,245	41,266	2,218,466
194	未列名.....	公担 Quintals	62	110,585	195	422,115
195	鎖, 荷包鎖.....	公斤 Kilogrs.	43,019	455,053	36,882	1,209,419
196	未列名金屬器具.....	186,402	2,416,753	227,171	7,089,456
197	手工縫紉用針.....	千 Mille	18,308	40,312	21 136	117, 019
198	未列名針.....	百 Hundreds	37,905	215,432	128,980	1,503,866
199	保險箱櫃, 錢箱, 保險庫門.....	公担 Quintals	97	135,160	82	116 583

第九表 進口貨物數量與淨值報告表(貨別)續
 IX.—Net Imports from Foreign Countries.—Quantity and Value of
 Merchandise: by Commodities:—Continued.

統計號列 Returns No.	貨名 Name of Article.	數量單位 Unit of Quantity.	一月至十二月 January—December.			
			三十九年 1950.		四十年 1951.	
			數量 Quantity.	價值新台幣 Value: N. T. \$	數量 Quantity.	價值新台幣 Value: N. T. \$
200	電話機, 電報機及其配件(無線電話機及零件不在內).....	公担 Kilogr.	148,896	2,920,881	76,541	4,532,269
201	無線電話機及零件.....	公担 Kilogr.	48,709	2,226,994	40,846	4,272,457
202	表及其零件.....	公担 Kilogr.	274	80,686	324	208,051
203	金屬絲網及金屬紗.....	公担 Kilogr.	96,658	531,739	84,891	1,486,346
204	量煤氣表, 水表及其他類似之計量器(電表不在內).....	個 Pieces	74,415	557,218	16,668	1,236,115
205	油池及其配件.....	公担 Kilogr.	65	35,606	2,977	96,080
206	未列名金屬製品.....	公担 Quintals	4,146	1,497,193	4,513	2,893,629
第十四組		GROUP XIV.				
魚介, 海產品		Fishery and Sea Products.		17,336,064		38,848,203
207	海帶.....	公担 Quintals	84	56,939	1,497	456,799
208	海菜, 石花菜, 其他海帶.....	公担 Kilogr.	2,174	4,262	1,166	58,046
209	散裝鮑魚.....	公担 Kilogr.	52	1,434	15	330
210	海參.....	公担 Kilogr.	2,278	17,969	1,589	33,002
211	江瑤柱(干貝).....	公担 Kilogr.	25,354	464,445	21,956	687,343
212	魷魚, 墨魚.....	公担 Kilogr.	1,072,703	3,567,676	5,754,320	23,138,432
213	乾鯊魚(無骨者在內).....	公担 Quintals	514	105,114	46	24,281
214	乾魚, 烟燻魚.....	公担 Kilogr.	28,501	3,297,498	5,905	2,672,701
215	鮮魚.....	公担 Kilogr.	2	1,038	12	2,180
216	鹹青鱈魚.....	公担 Kilogr.	56,148	4,365,405	20,778	3,932,493
217	未列名鹹魚.....	公担 Kilogr.	66,463	5,007,841	23,033	6,134,465
218	淡菜乾, 蠣乾, 蜆乾.....	公担 Kilogr.	1,506	3,663	780	8,527
219	散裝蝦乾, 蝦米.....	公担 Kilogr.	19,443	119,699	126,037	1,185,751
220	魚翅.....	公担 Kilogr.
221	未列名魚介, 海產品.....	公担 Kilogr.	51,262	323,081	40,193	513,853
第十五組		GROUP XV.				
葷食, 罐頭食物, 日用雜貨		Animal Products, Canned Goods, and Groceries.		26,584,747		37,816,306
222	燕窩.....	公担 Hectogr.	63	888
223	奶油.....	公担 Kilogr.	20,513	189,300	128,231	1,669,728
224	煉乳.....	公担 Kilogr.	3,642,881	11,910,290	2,095,172	13,229,298
225	淡奶皮, 淡牛奶.....	公担 Kilogr.	209,879	592,556	56,498	268,709
226	牛奶粉.....	公担 Kilogr.	1,055,994	8,251,041	565,465	11,236,449
227	餅乾.....	公担 Kilogr.	364	2,901	20	294
228	未列名罐裝或其他種裝食物.....	公担 Kilogr.	546,561	2,908,808	891,942	8,172,452

第九表 進口貨物數量與淨值報告表(貨別)續
 IX.—Net Imports from Foreign Countries.—Quantity and Value of
 Merchandise: by Commodities:—Continued.

統計號列 Returns No.	貨名 Name of Article.		數量單位 Unit of Quantity.	一月至十二月 January—December.			
				三十九年 1950.		四十年 1951.	
				數量 Quantity.	價值新台幣 Value: N. T. \$	數量 Quantity.	價值新台幣 Value: N. T. \$
229	查古律, 可可(糖食不 在內).....	Chocolate and Cocoa (not including Confectionery).	公斤 Kilogrs.	284	2,805	19	165
230	咖啡.....	Coffee	公担 Quintals	885	15,904	792	13,444
231	糖食.....	Confectionery.....	公担 Quintals	15	15,535	4	8,690
232	家用瓶裝食鹽.....	Salt, in bottles or jars for household use	公斤 Kilogrs.	587	340
233	散裝通心粉, 粉絲, 及同 類物品.....	Macaroni, Vermicelli, and Similar products, in bulk...	公担 Quintals	111,710	410,241	40	178
234	假奶油及同類物品.....	Margarine and Similar products	公担 Quintals	3,805	20,444	3,486	26,480
235	醬油, 沙士等, 及未列名 調味品.....	Soy, Sauce, etc., for Flavo- uring Food, n. o. r.	公担 Quintals	10,185	665,941	22,637	2,602,204
236	茶葉.....	Tea	公担 Quintals	180	1,569
237	未列名雜貨, 日用雜貨	Animal Products and Gro- ceries, n. o. r.	公担 Quintals	488,995	1,596,184	37,306	588,215
第十六組		GROUP XVI.					
雜糧及雜糧粉		Cereals and Flour.		57,362,281		29,767,394	
238	糠, 鈹.....	Bran.....	公担 Quintals	166,854	2,365,350	26,348	2,170,335
239	米, 穀.....	Rice and Paddy	公担 Quintals	73,000	6,935,000
240	小麥.....	Wheat	公担 Quintals
241	未列名雜糧.....	Cereals, n. o. r.	公担 Quintals	2,989	9,939,914	2,034	1,233,973
242	西米粉.....	Flour, Tapioca	公担 Quintals
243	小麥粉.....	Flour, Wheat.....	公担 Quintals	428,319	47,031,343	142,904	26,332,727
244	未列名雜糧粉及漿粉(非 食品).....	Flours, n. o. r. and Starch (non-edible)	公斤 Kilogrs.	28,756	36,674	8,183	30,359
第十七組		GROUP XVII.					
果品, 子仁, 菜蔬		Fruits, Seeds, and Vegetables.		43,146,051		95,508,519	
245	蘋果.....	Apples, Fresh.....	公担 Quintals	1,127	222,648	1,914	285,916
246	小葡萄乾, 葡萄乾.....	Currants and Raisins	公担 Quintals	2	4,376	10	7,787
247	橘子.....	Oranges, Fresh	公担 Quintals	6	1,559	49	23,995
248	未列名菓.....	Fruits, n. o. r.	公担 Quintals	3,571	663,129	1,976	752,225
249	大豆, 豌豆.....	Beans and Peas	公担 Quintals	267,284	32,605,653	397,718	82,726,396
250	花生.....	Groundnuts	公担 Quintals	9,656	1,782,275	964	215,654
251	子仁.....	Seeds	公担 Quintals	3,635	700,466	1,878	878,059
252	洋菜.....	Isinglass, Vegetable	公斤 Kilogrs.	12,774	152,045	8,702	198,094
253	香菌.....	Mushrooms	公担 Quintals	31,289	541,598	71,067	2,764,545
254	未列名菜蔬.....	Vegetables, n. o. r.	公担 Quintals	48,936	6,472,302	26,346	7,655,848
第十八組		GROUP XVIII.					
藥材及香料		Medicinal Substances and Spices.		6,934,603		19,344,631	
255	八角茴香.....	Aniseed Star	公担 Quintals	160	39,637	161	110,785
256	乾檳榔.....	Betelnuts, Dried	公担 Quintals

第九表 進口貨物數量與淨值報告表(貨別)續
 IX.—Net Imports from Foreign Countries.—Quantity and Value of
 Merchandise: by Commodities:—Continued.

統計號列 Returns No.	貨名 Name of Article.		數量單位 Unit of Quantity.	一月至十二月 January—December.			
				三十九年 1950.		四十年 1951.	
				數量 Quantity.	價值新台幣 Value: N. T. \$	數量 Quantity.	價值新台幣 Value: N. T. \$
257	砂仁, 荳蔻.....	Cardamoms.....	公斤 Kilogrs.	15,736	51,974	10,862	138,122
258	洋參及野參.....	Ginseng and Wild Ginseng	公兩 Hectogrs.	32,156	144,934	68,243	566,116
260	散裝胡椒.....	Pepper, in bulk.....	公斤 Kilogrs.	4,459	69,500	3,612	177,678
261	木香.....	Putchuck.....	" "	20,353	71,721	24,813	196,511
262	未列名藥材, 香料.....	Medicinal Substances and Spices, n. o. r.	" "	2,421,319	6,556,837	2,152,697	18,155,419
第十九組		GROUP XIX.					
糖		Sugar.			85,986		462,865
263	糖漿.....	Molasses	公担 Quintals
	糖(方糖, 塊糖, 冰糖不在內)	Sugar (Sucrose), not incl. Cube, Loaf, and Sugar Candy:—					
264	精製糖內含轉化糖過0.02者.....	Refined, with more than 2 per cent of Invert Sugar	" "
265	其他糖(粗糖在內)旋光度不超過86度.....	Others (incl. Raw), not exceeding 86° of polarisation.....	" "	87
266	其他糖(粗糖在內)旋光度超過86度不超過98度.....	Others (incl. Raw), exceeding 86° but not exceeding 98° of polarisation	" "
267	其他糖(粗糖在內)旋光度超過98度.....	Others (incl. Raw), exceeding 98° of polarisation...	" "	11	2,242	5	1,081
267a	冰糖.....	Sugar Candy	" "
268	未列名糖.....	Sugar, n. o. r.	公斤 Kilogrs.	10,700	83,744	26,816	461,697
第二十組		GROUP XX.					
酒, 啤酒, 燒酒, 飲水等		Wines, Beer, Spirits, Table Waters, etc.			758,766		2,558,276
269	香賓酒及他種汽酒.....	Champagne and other Sparkling Wines.....	公升 Litres	46	2,637
270	瓶裝葡萄酒.....	Still Wines, in bottles..	" "
271	桶裝同上.....	Still Wines, in bulk.....	" "
272	瓶裝日本清酒.....	Sake, in bottles.....	" "	15	40
273	桶裝同上.....	Sake, in bulk.....	" "
274	瓶裝濃啤酒, 啤酒.....	Ale and Beer, in bottles...	" "	18	309	1,138,477	2,235,730
275	瓶裝白蘭地酒, 高月白蘭地酒.....	Brandy and Cognac, in bottles	" "	15,570	408,588	2,824	88,467
276	瓶裝威士忌酒.....	Whisky, in bottles	" "	11,363	202,688	8,660	207,623
277	瓶裝杜松燒酒.....	Gin, in bottles	" "	10,065	127,496	36	492
278	汽水, 泉水.....	Waters, Table, Aerated and Mineral.....	十二瓶 12 bottles
279	未列名酒, 燒酒, 啤酒.....	Wines, Spirits, and Beer, n. o. r.	公升 Litres	3,134	17,008	1,361	25,964
第二十一組		GROUP XXI.					
菸草		Tobacco.			4,211,821		15,472,005
280	紙菸.....	Cigarettes	五百 500's	39,822	1,022,227	242,210	7,588,727
281	雪茄菸.....	Cigars	五十 50's

第九表 進口貨物數量與淨值報告表(貨別)續
 IX.—Net Imports from Foreign Countries.—Quantity and Value of
 Merchandise: by Commodities:—Continued.

統計號列 Returns No.	貨名 Name of Article.		數量單位 Unit of Quantity.	一月至十二月 January—December.			
				三十九年 1950.		四十年 1951.	
				數量 Quantity.	價值新台幣 Value: N. T. \$	數量 Quantity.	價值新台幣 Value: N. T. \$
282	菸葉.....	Tobacco, Leaf	公斤 Kilogrs.	267,871	3,184,636	258,844	7,879,712
283	罐裝或包裝菸絲.....	Tobacco, Prepared, in tins or packages	106	4,958	382	3,566
284	未列名菸草.....		Tobacco, n. o. r.
第二十二組		GROUP XXII.					
化學產品及製藥		Chemicals and Pharmaceuticals.		102,713,946		134,793,905	
285	醋酸.....	Acid, Acetic	公斤 Kilogrs.	102,824	330,163	71,677	455,240
286	鹽酸(鹽強水).....	Acid, Hydrochloric (<i>i. e.</i> , Muriatic)	公担 Quintals	1	331	4	11,445
287	硝酸(硝強水).....		2,688	30,997	279	93,697
288	硫酸(磺強水).....	Acid, Sulphuric.....	14	6,675	6	5,401
289	未列名酸(強水).....	Acids, n. o. r.	公斤 Kilogrs.	103,181	515,036	60,909	910,397
290	硫酸銨(肥料).....	Sulphate of Ammonia	公担 Quintals	1,302,031	64,092,103	761,525	56,547,901
291	漂白粉.....	Bleaching Powder (<i>i. e.</i> , Chloride of Lime)	590	1,560	9	9,094
292	炭化鈣(電石).....		Carbide of Calcium	28	5,013	23
293	實業用炸藥.....	Explosives for industrial purposes	公斤 Kilogrs.	500,000	80,376	110,000	1,274,005
294	甘油(洋蜜糖).....	Glycerine	13,894	71,396	58,006	314,753
295	未列名化學或人造肥料	Fertilisers, Chemical or Artificial, n. o. r.	公担 Quintals	77,043	5,892,553	130,890	14,429,271
296	磷.....		Phosphorus	公斤 Kilogrs.	7,212	61,521	14,822
297	綠酸鉀(洋硝).....	Chlorate of Potash	公担 Quintals	355	105,157	555	267,808
298	工業用糖酒.....	Rum for industrial purposes	公升 Litres
299	硝.....	Saltpetre	公担 Quintals	99	28,887	81	26,555
300	硫磺.....	Sulphur	177	15,986	213	25,796
301	純鹼.....	Soda Ash	8,771	518,251	8,250	923,463
302	燒鹼.....	Soda, Caustic.....	1	859
303	硝酸鈉(智利硝).....	Soda, Nitrate of (Chile Saltpetre)	20	1,764	3,022	217,748
304	矽酸鈉(泡花碱).....		Soda, Silicate of.....	513	30,618	..
305	硫化鈉.....	Soda, Sulphide of.....	1,074	68,528	10	1,205
306	淨鹼, 晶碱.....	Soda, Bicarbonate of; Soda, Crystal	8,037	747,168	7,559	1,487,236
307	火酒, 酒精.....	Spirits of Wine and Recti- fied Spirits or Alcohol ...	公升 Litres
308	未列名化學產品.....	Chemicals and Chemical Compounds, n. o. r.	公担 Quintals	14,737	3,245,910	27,926	14,684,234
309	未列名藥品.....	Medicines, Drugs, etc., n. o. r.	公斤 Kilogrs.	1,283,122	26,863,953	656,288	42,918,754
第二十三組		GROUP XXIII.					
染料, 顏料, 油漆, 凡立水		Dyes, Pigments, Paints, and Varnishes.		10,160,446		26,751,052	
310	未列名安尼林染料及其 他煤膏染料(人造染料)	Aniline Dyes, and other Coal Tar Dyes, n. o. r.	公担 Quintals	3,744	3,721,729	1,483	7,262,720
311	拷皮.....	Mangrove Bark.....

第九表 進口貨物數量與淨值報告表(貨別)續
 IX.—Net Imports from Foreign Countries.—Quantity and Value of
 Merchandise: by Commodities:—Continued.

統計號列 Returns No.	貨 名 Name of Article.		數量單位 Unit of Quantity.	一月至十二月 January—December.			
				三十九年 1950.		四十年 1951.	
				數 量 Quantity.	價值新台幣 Value: N. T. \$	數 量 Quantity.	價值新台幣 Value: N. T. \$
312	銅金粉.....	Bronze Powder	公斤 Kilogrs.	1,823	26,351	1,542	53,588
313	養化鈷(青漆).....	Oxide of Cobalt.....	81	2,722
314	蕃荳.....	Cunao or False Gambier...	公担 Quintals
315	未列名染料.....	Dyes, n. o. r.	718	31,472	177	165,605
	人造靛	Indigo, Artificial:—					
	靛油, 靛漿	Liquid or Paste:					
316	內含靛精不過二成.....	Not over 20 per cent strength.....	公斤 Kilogrs.	3,187	8,909
317	內含靛精五成.....	50 per cent strength.....
318	內含靛精其他成數	Other strengths.....
	靛粒, 乾靛	Grains or Dried:					
319	內含靛精六成.....	60 per cent strength...	20	726
320	內含靛精七成.....	70 per cent strength...
321	內含靛精其他成數	Other strengths.....	1	143
322	印刷墨油.....	Printing Inks.....	公担 Quintals	1,276	837,135	862	1,194,393
323	未列名墨.....	Inks, n. o. r.	709	109,762	3,150	1,255,473
324	紅丹, 鉛粉, 黃丹.....	Lead, Red, White, and Yellow	723	217,650	822	737,289
325	凡立水.....	Varnishes	182	107,973	215	303,607
326	未列名油漆.....	Paints, n. o. r.	8,485	2,184,874	3,925	4,691,287
327	未列名油漆料, 擦光料.....	Paint Materials and Polishes, n. o. r.	公斤 Kilogrs.	99,293	578,275	140,720	2,223,467
328	未列名顏料.....	Pigments, n. o. r.	312,882	980,284	489,815	3,789,597
329	未列名栲皮料, 硝皮料.....	Tans and Tanning Materials, n. o. r.	公担 Quintals	3,630	594,742	3,371	1,787,396
330	硫化元.....	Sulphur Black	363	232,481	746	998,441
331	銀珠(人造銀珠在內).....	Vermilion (including Artificial).....	公斤 Kilogrs.	6,442	48,394	3,273	65,106
332	錳白(白鉛漆).....	White Zinc	146,734	477,693	170,908	2,222,214
	第二十四組	GROUP XXIV.					
	燭, 皂, 油, 脂, 蠟, 膠, 松香	Candles, Soap, Oils, Fats, Waxes, Gums, and Resins.			44,224,056		100,322,141
333	礦質汽發油, 石腦汽油, 扁陳汽油.....	Gasolene, Naphtha, and Benzene, Mineral.....	公升 Litres	338,386	294,537	19,989,447	23,213,175
334	礦質或半礦質, 滑物油膏, 膠及松香	Lubricating Grease, wholly or partly mineral. Gums and Resins:—	公担 Quintals	15,160	721,386	3,538	877,465
335	松香.....	Resin	10,752	605,872	10,070	2,766,828
336	洋乾漆, 鈕樹膠.....	Shellac and Button Lac...	公斤 Kilogrs.	27,765	317,499	56,847	1,078,494
337	未列名.....	N. o. r.	34,023	118,455	75,360	611,658
338	柴油(原油在內).....	Liquid Fuel(Incl. Crude Oil)	公鐵 Metric tons	86,122	14,834,032	82,237	21,763,489
339	椰子油.....	Oil, Coconut	公担 Quintals	15,810	4,727,421	20,183	13,856,206
340	魚肝油.....	Oil, Cod-liver.....	公斤 Kilogrs.	29,776	207,203	37,137	258,355
341	未列名精油, 精質, 及綜合香料之成分.....	Oils, Essential, Essences, and Constituents of Synthetic Perfumes, n. o. r.	公兩 Hectogrs.	489,446	1,343,006	739,590	6,228,346
342	煤油.....	Oil, Kerosene.....	公升 Litres
343	胡麻子油.....	Oil, Linseed.....	61,035	229,598	28,913	416,020
344	滑物油.....	Oil, Lubricating.....	3,760,790	4,425,750	6,282,914	12,212,784
345	未列名植物油, 脂.....	Oils and Fats, Vegetable, n. o. r.	公担 Quintals	37,963	11,731,278	3,473	3,183,109

第九表 進口貨物數量與淨值報告表(貨別)續
 IX.—Net Imports from Foreign Countries.—Quantity and Value of
 Merchandise: by Commodities:—Continued.

統計號列 Returns No.	貨名 Name of Article.	數量單位 Unit of Quantity.	一月至十二月 January—December.				
			三十九年 1950.		四十年 1951.		
			數量 Quantity.	價值新台幣 Value: N. T. \$	數量 Quantity.	價值新台幣 Value: N. T. \$	
346	未列名油,脂(植物油,脂不在內).....	公担 Quintals	15,438	3,126,762	19,479	10,815,128	
347	斯蒂林白蠟.....		537	215,709	1,188	1,160,298	
348	石蠟(油蠟).....		4,969	764,281	4,585	1,583,820	
349	未列名蠟.....		17	6,515	9	26,117	
350	家用及洗衣肥皂.....	公担 Quintals	1,925	262,312	221	115,023	
351	未列名肥皂(香肥皂,化粧香肥皂在內).....		63,360	249,094	10,611	155,826	
352	燭.....	公担 Quintals	35,050	43,346	
第二十五組		GROUP XXV.					
書籍,地圖,紙,及木造紙質		Books, Maps, Paper, and Wood Pulp.		15,453,339		37,499,303	
353	印本,刻板,或抄本,書籍,樂譜(報及雜誌在內).....	公担 Quintals	3,970	712,032	898	1,357,425	
354	海圖,地圖,及其他繪畫之圖.....		2	15,627	282	113,520	
355	紙板.....	公担 Quintals	46	6,231	451	270,921	
356	紙菸紙.....	公担 Quintals	255,247	1,929,166	359,026	5,677,490	
357	上蠟印圖紙.....		79,644	336,310	111,010	765,955	
358	普通印書紙,印報紙(大部分由機械木造紙質製成者).....	公担 Quintals	19,479	1,877,444	19,816	8,713,979	
359	畫圖紙,文件紙,鈔票紙,債券紙.....		453	10,698	97	57,103	
360	蠟光紙,薄面花紋紙.....	公担 Quintals	1,076	5,800	308	2,619	
361	貼盒紙(製火柴盒用).....		330	88,757	84	32,147	
362	白或染色,油光紙(羊毛邊)全部或大部份用機械木造紙質製成者.....	公担 Quintals	96	16,754	
363	包皮紙,洋表古紙(牛皮紙不在內).....		750	161,717	654	498,923	
364	牛皮紙.....	公担 Quintals	5	1,472	50	14,684	
365	羊皮紙,格拉新紙,百加明紙,防油紙.....	公担 Quintals	6,954	2,137,258	1,312	2,463,498	
366	模造紙.....		
367	薄紗紙.....	公担 Quintals	13,295	3,273,980	6,878	5,954,763	
368	寫字紙(債券紙不在內).....	公担 Quintals	27	4,372	
369	印書紙(不用機械木造紙質製成者).....		954	300,226	659	355,271	
370	未列名印書紙.....	公担 Quintals	1	7,580	
371	糊牆紙,及未列名起紋形,金屬製或其他加花紙.....	公担 Quintals	26	10,807	98	251,216	
			

第九表 進口貨物數量與淨值報告表(貨別)續
 IX.—Net Imports from Foreign Countries.—Quantity and Value of
 Merchandise: by Commodities:—Continued.

統計號列 Returns No.	貨 名 Name of Article.		數量單位 Unit of Quantity.	一月至十二月 January—December.			
				三十九年 1950.		四十年 1955.	
				數 量 Quantity.	價值新台幣 Value: N. T. \$	數 量 Quantity.	價值新台幣 Value: N. T. \$
372	未列名紙.....	Paper, n. o. r.	公担 Quintals	8,233	1,388,117	2,550	1,053,904
373	木造紙質.....	Wood Pulp.....	10,485	1,827,435	10,311	6,232,516
374	未列名紙貨及紙製品... }	Paperware and all articles made of Paper, n. o. r.	2,440	1,341,556	2,420	3,683,369
第二十六組		GROUP XXVI.					
生皮, 熟皮, 及其 他動物產品		Hides, Leather, and Other Animal Substances.		3,302,850		13,140,794	
375	生牛皮.....	Hides, Buffalo and Cow ...	公担 Quintals	316	298,681	803	1,255,421
376	未列名生皮.....	Hides, n. o. r.	41	2,050	..	2,672
377	皮帶用皮.....	Leather, for Machine Belting.....	公斤 Kilogr.
378	鞋底皮.....	Leather, Sole.....	176,808	936,958	43,372	521,700
	磨光, 漆光, 金漆, 熟皮	Leather, Enamelled, Japanned, and Patent:—					
379	小牛羊熟皮.....	Calf or Kid.....	24,874	1,483,984	61,471	9,390,642
380	熟牛皮.....	Cow.....	5,388	247,354	9,392	792,991
381	未列名熟皮(染色者在 內).....	Leather, n. o. r. (including Coloured).....	2,595	134,011	5,536	633,395
382	皮靴, 鞋.....	Leather Boots and Shoes...	雙 Pairs	1,378	16,371	314	24,537
383	未列名熟皮製品.....	Leather Manufactures, n. o. r.	公斤 Kilogr.	186	13,178	4	1,095
384	皮貨.....	Skins (Furs).....	30	2	3,780
385	未列名全部或大部份皮 貨製品.....	Articles made wholly or chiefly of Skins (Furs), n. o. r.	13
386	牛骨.....	Cow Bones.....	公担 Quintals	123	7,585	42	2,812
387	象牙.....	Elephants' Tusks.....	公斤 Kilogr.
388	毛髮, 毛羽, 及其製品... }	Hair and Feathers, and Manufactures thereof.....	1,491	63,028	2,451	402,213
389	鹿角.....	Deer Horns.....	16,870	79,471	97	5,417
390	未列名動物產品.....	Animal Substances, n. o. r.	934	20,136	7,837	104,119
第二十七組		GROUP XXVII.					
木 材		Timber.		7,455,797		7,586,174	
平常木材(柚木及巴列名 木材不在內) 斬方及圓木段		Timber, Ordinary (not in- cluding Teak and other enumerated Woods):— Rough Hewn and Round Logs:					
391	重木.....	Hardwood.....	立方公尺 Cub. metres	16,922	3,149,412	10,526	3,470,332
392	輕木.....	Softwood.....	..	3,345	879,632	9,918	2,392,134

第九表 進口貨物數量與淨值報告表(貨別)續
 IX.—Net Imports from Foreign Countries.—Quantity and Value of
 Merchandise: by Commodities—Continued.

統計號列 Returns No.	貨名 Name of Article		數量單位 Unit of Quantity	一月至十二月 January—December.			
				三十九年 1950.		四十年 1951.	
				數量 Quantity.	價值新台幣 Value: N. T. \$	數量 Quantity.	價值新台幣 Value: N. T. \$
393	鋸方	Sawn:	立方公尺				
394	重木	Hardwood	Cub. metres	6,414	1,643,272	963	697,599
	輕木	Softwood	"	4,487	1,089,970	1,391	498,047
	製成	Manufactured:					
395	重木	Hardwood	"	"	"	"	"
396	輕木	Softwood	"	609	89,664	234	110,390
397	鐵路枕木	Railway Sleepers	根 Pieces	6	151	20,011	363,152
398	柚木	Teak-wood	立方公尺 Cub. metres	"	"	"	"
399	平常木材：桅桿	Timber, Ordinary: Masts and Spars	根 Pieces	"	"	"	"
400	未列名木材	Timber, n. o. r.	公担 Quintals	12,291	603,696	10,000	54,520
	第二十八組	GROUP XXVIII.					
	木, 竹, 藤, 棕, 草, 及其製品	Wood, Bamboos, Rattans, Coir, Straw, and Manufactures thereof.			3,240,117		6,355,020
401	啤囉木	Wood, Puru	公担 Quintals	"	"	"	"
402	紅木, 花梨木	Wood, Red and Rose	"	"	"	"	"
403	檀香 (檀香末在內) ...	Wood, Sandal (including Dust)	公斤 Kilogr.	38,359	258,623	44,504	407,648
404	未列名木	Wood, n. o. r.	公担 Quintals	153	72,405	135	141,080
405	木片, 木梗 (製火柴 用)	Wood Shavings and Splins (for Match manufacturing)	"	9,770	1,177,005	15,141	2,726,503
406	傢具	Furniture	"	4	682	108	33,475
407	空桶, 箱等	Casks, etc., Empty	"	21	144	"	"
408	製桶箱木條	Shooks for making Casks and Cases	副 Sets	10	137	"	"
409	軟木塞及軟木	Corks and Cork-wood	公斤 Kilogr.	20,592	133,570	20,761	301,766
410	藤	Rattans	"	2,700	10,419	8,547	11,403
411	棕繩, 索	Coir Rope	公担 Quintals	3	2,206	730	14,958
412	蒲包, 草包	Bags, Straw and Grass	百 Hundreds	"	"	"	"
413	草蓆	Straw Mats	"	-250	-802	"	"
414	未列名蓆	Mats, n. o. r.	條 Pieces	188,560	149,008	135,716	222,012
415	地蓆	Matting	公担 Quintals	"	"	"	"
416	木器, 竹器, 藤器	Woodware, Bambooware, and Rattanware	"	185	48,171	725	415,521
417	草帽	Straw Hats	打 Dozens	"	"	"	"
418	金絲草等	Buntal Fibre, etc.	公担 Quintals	2	2,324	"	1,057
419	未列名竹, 棕, 草	Bamboos, Coir, and Straw, n. o. r.	"	1,244	1,386,225	626	2,079,597
	第二十九組	GROUP XXIX.					
	煤, 燃料, 瀝青, 煤膏	Coal, Fuel, Pitch, and Tar.			996,280		3,069,567
420	煤	Coal	公噸 Metric Tons	"	"	"	"
421	瀝青, 煤膏 (柏油)	Pitch and Coal Tar	公担 Quintals	5,354	333,924	12,785	1,645,897
422	地瀝青	Asphalt	"	15,118	360,964	1,132	105,454
423	焦炭, 炭	Coke and Charcoal	"	7,258	301,392	18,465	1,318,216

第九表 進口貨物數量與淨值報告表(貨別)續
 IX.—Net Imports from Foreign Countries.—Quantity and Value of
 Merchandise: by Commodities—Continued.

統計號列 Returns No.	貨名 Name of Article.		數量單位 Unit of Quantity.	一月至十二月 January—December.			
				三十九年 1950.		四十年 1951.	
				數量 Quantity.	價值新台幣 Value: N. T. \$	數量 Quantity.	價值新台幣 Value: N. T. \$
	第三十組	GROUP XXX.					
	磁器, 搪磁器, 玻璃等	China ware, Enamelled ware, Glass, etc.		4,651,160		12,822,712	
424	磁器.....	China ware	公斤 Kilogrs.	453,462	812,719	1,490,931	3,785,613
425	搪磁鐵器.....	Enamelled Ironware	公担 Quintals	3,327	1,094,004	757	727,661
426	空玻璃瓶.....	Glass Bottles, Empty	公斤 Kilogrs.	163	788	534	5,870
427	玻璃器.....	Glassware	“ “	6 867	101,454	12,798	275,903
428	厚玻璃鏡片.....	Glass, Plate, Silvered	方公尺 Sq. metres
429	厚玻璃白片.....	“ “ Usilvered ..	“ “
430	普通窗玻璃片每方公尺 重不過61公兩.....	Glass, Window, Common, not over 61 hectogrammes in weight per square metre	十方公尺 10 Sq. metres	76,445	2,044,980	54,473	5 215,769
431	具有色彩, 花紋, 或鑲 有金屬絲之窗玻璃片.....	Glass, Window, Coloured, Stained, Ribbed, Em- bossed, or Wired	方公尺 Sq. metres	632	5,312	9,630	936,928
432	未列名厚薄玻璃片及窗 玻璃片.....	Glass, Plate or Sheet, and Window Glass, n.o.r.....	“ “	50 192	587,155	62,344	1,645,503
433	鏡子.....	Mirrors	公担 Quintals	5	4,748	221	229,465
	第三十一組	GROUP XXXI.					
	石料, 泥土, 及其製品	Stone, Earth, and Manufactures thereof.		4,076,338		6,415,676	
434	水泥.....	Cement	公担 Quintals	85	10,536
435	金剛砂布, 寶砂紙(砂皮)..	Emery-cloth and Sandpaper.	公斤 Kilogrs.	10,806	116,296	26,520	422,620
436	瓦及磁磚.....	Tiles and Floor Tiles	公担 Quintals	123	23,279	4	1,395
437	未列名石料, 泥土, 及 其製品.....	Stone, Earth, and Manu- factures thereof, n. o. r. ...	“ “	589,920	3 936,763	86,876	5,981,125
	第三十二組	GROUP XXXII.					
	雜貨	Sundry.		73,149,473		99,172,460	
438	動物之生活者.....	Animals, Living	公担 Quintals	40	102,722	105	468,753
439	石棉(不灰木)及其製 品.....	Asbestos and Manufactures thereof	公斤 Kilogrs.	386,585	1,381,584	589,150	2,860,883
440	未列名建築用材料.....	Building Materials, n.o.r. ...	公担 Quintals	2 891	659,455	3,510	1,918,064
441	鈕扣.....	Buttons	羅 Gross	311,536	1,357,353	854,116	2,378,160
442	賽璐珞及其未列名製品	Celluloid, and Manufactures thereof, n.o.r.	公斤 Kilogrs.	16 972	272,470	19,852	554,106
443	水瓶, 自動調溫器, 及 其零件, 附件.....	Flasks and Thermostatic Containers, and parts or accessories.....	“ “	235,240	2,319,940	88,806	1,832,777
444	膠.....	Glue	“ “	42,508	158,504	12,325	137,210
445	唱機等及其附件.....	Gramophones, etc., and accessories	“ “	2,223	60,906	2,445	223 547
447	未列名冠, 帽.....	Hats and Caps, n. o. r.....	“ “
448	舊廢橡皮, 生橡皮, 及樹 膠.....	India-rubber and Gutta- percha, Old, Waste, and Crude	公担 Quintals	7,003	4,059,552	11,988	21,301,547

第九表 進口貨物數量與淨值報告表(貨別)續
 IX.—Net Imports from Foreign Countries.—Quantity and Value of
 Merchandise: by Commodities—Continued.

統計號列 Returns No.	貨名 Name of Article.		數量單位 Unit of Quantity.	一月至十二月 January—December.			
				三十九年 1950.		四十年 1951.	
				量數 Quantity.	價值新台幣 Value: N. T. \$	數量 Quantity.	價值新台幣 Value: N. T. \$
449	橡皮靴, 鞋(鞋底, 鞋跟在內).....	Rubber Boots and Shoes (including Soles and Heels)	雙 Pairs	599,544	1,737,369	49,877	327,159
450	製成橡皮平片, 繡片.....	Rubber Sheets and Crêpe, Prepared.....	公担 Quintals	379	272,496	291	593,526
451	汽車橡皮氣胎.....	Rubber Pneumatic Tires for Motor Vehicles.....	個 Pieces	12,671	2,608,865	23,461	15,388,438
452	汽車橡皮裏胎.....	Rubber Inner Tubes for Motor Vehicles.....	12,665	342,527	22,913	1,774,393
453	人力車橡皮氣胎.....	Rubber Pneumatic Tires for Ricshas.....
453a	人力車橡皮裏胎.....	Rubber Inner Tubes for Ricshas.....
454	腳踏車橡皮氣胎.....	Rubber Pneumatic Tires for Bicycles.....	3,921	29,241	8,725	383,479
454a	腳踏車橡皮裏胎.....	Rubber Inner Tubes for Bicycles.....	2,533	1,509	8,762	134,312
455	未列名橡皮製品.....	Rubber Manufactures, n. o. r.	公担 Quintals	2,921	1,948,445	1,822	4,552,648
456	未列名樂器及其零件, 附件.....	Musical Instruments and parts or accessories, n. o. r.	公斤 Kilogrs.	12,012	182,390	29,253	559,638
457	未切, 未磨之玉石.....	Jadestone, Uncut and Unpolished.....
458	真假首飾及裝飾品.....	Jewellery and Ornaments, Real or Imitation.....	303	9,937	589	72,629
459	花邊, 衣飾, 繡貨等.....	Lace, Trimmings, Embroidered Goods, etc.....	66	8,423	324	66,731
460	未列名燈及燈器.....	Lamps and Lampware, n. o. r.	3,347	63,798	2,354	49,702
461	提燈.....	Lanterns.....	個 Pieces	3,587	17,604	3,050	22,427
462	假熟皮及油布(鋪地用者不在內), 及其製品.....	Imitation Leather and Oil cloth (not for Flooring) and Manufactures thereof	公斤 Kilogrs.	3,882	186,901	3,433	37,965
463	列諾倫(漆布)及類似地衣類.....	Linoleum and similar Floor Coverings.....	方公尺 Sq. metres	937	37,245	758	5,275
464	火柴.....	Matches, Wood.....	羅 Gross	17	183	10	185
465	未列名辦事室用品.....	Office Requisites, n. o. r.	公斤 Kilogrs.	148,889	2,669,297	213,594	7,156,677
466	雪花粉, 雪花膏.....	Face Powder and Cream.....	1,778	66,154	1,468	147,952
467	牙粉, 牙膏.....	Tooth Powder and Paste.....	125,436	1,211,012	126,861	1,949,136
468	未列名香水, 脂粉.....	Perfumery and Cosmetics, n. o. r.	3,781	37,437	72	8,127
469	攝影器, 透光鏡, 及其附件.....	Cameras, Photographic Lenses, and Accessories.....	242	14,378	1,316	145,277
470	已沖洗電影軟片.....	Cinematographic Films, Developed.....	公尺 Metres	197,605	342,662	1,217,384	3,890,242
471	攝影乾片, 紙, 軟片.....	Photographic Plates, Paper, and Films.....	公斤 Kilogrs.	35,763	914,197	48,660	2,204,654
472	未列名照相材料.....	Photographic Materials, n. o. r.	2,238	52,265	12,855	444,272
473	未列名鉛印, 石印, 材料.....	Printing and Lithographic Materials, n. o. r.	42,055	224,580	30,281	449,116
474	未列名家用雜物.....	Household Stores, n. o. r.	283	3,596	70	655
475	菸用雜貨及未列名製造紙菸材料.....	Tobacconists' Sundries, and Cigarette-making Materials, n. o. r.	1,705	9,001	412	12,444
476	化粧用之器具.....	Toilet Equipment.....	22,778	463,909	20,039	1,329,896
477	玩具及遊戲品.....	Toys and Games.....	16,507	40,565	4,983	327,663
478	衣箱, 提箱等.....	Trunks, Suit-cases, etc.	672	7,948	327	3,897
479	未列名運動用具.....	Sporting Requisites, n. o. r.	18,337	421,549	8,055	321,160

第九表 進口貨物數量與淨值報告表(貨別)續
 IX.—Net Imports from Foreign Countries.—Quantity and Value of
 Merchandise: by Commodities—Continued.

統計號列 Returns No.	貨 名 Name of Article.		數量單位 Unit of Quantity.	一月至十二月 January—December.			
				三十九年 1950.		四十年 1951.	
				數 量 Quantity.	價值新台幣 Value: N. T. \$	數 量 Quantity.	價值新台幣 Value: N. T. \$
480	傘, 禦日傘.....	Umbrellas and Sunshades...	柄 Pieces	81,399	724,134	1,301	44,878
481	未列名郵包.....	Postal Parcels, n. o. r.	公斤 Kilogr.	1,926	57,097	30,583	1,620,245
482	未列名雜貨.....	Miscellaneous Goods and Sundries, n. o. r.	3,740,967	6,647,356	3,030,177	13,715,572
482a	苳餅.....	Beancake	62,529,344	41,302,767	4,395,691	7,797,768
483	客帶雜貨.....	Sundry Goods carried in Passengers' Baggage	3,539	120,150	46,155	1,959,275
	共.....	Total			793,952,735		1,187,706,055

第九表 (附表) 主要進口貨物類編

IX.—(Supplementary)—Analysis of Principal Imports from Foreign Countries.

聯合國標準 分類號列 SITC. No.	統計號列 Returns No.	貨名；來源地名；及輸入口岸 Name of Article; Country of Origin; and Port of Entry.		一月至十二月 January—December.			
				三十九年 1950.		四十年 1951.	
				數量 Quantity.	價值新台幣 Value: N. T. \$	數量 Quantity.	價值新台幣 Value: N. T. \$
65201	1-8	本色棉布	Cotton Piece Goods, Grey 公尺 Metres	8,443,322	13,525,955	2,380,218	8,129,837
		來源地名	Country of Origin.				
		英國.....	Great Britain.....	30,100	86,880	11,753	44,134
		香港.....	Hongkong.....	583,245*	1,308,603*	35,415*	178,348*
		印度.....	India.....	(266,911)	(643,225)	(17,126)	(97,612)
		日本.....	Japan.....	969,366	2,103,245	198,547	538,622
		和國.....	Netherlands.....	6,692,209	9,371,141	2,109,804	7,233,918
		琉球.....	Okinawa.....	329	3,715
		美國.....	U. S. of America.....	1,370	6,893
		來源無從確定者...	Origin Un-identifiable.....	29,098	162,078
		輸入口岸	Port of Entry.				
		台北.....	Taipei.....	5,732,941	10,711,067	2,355,865	8,032,216
		台南.....	Tainan.....	2,710,381	2,814,888	24,353	97,621
65202	9-32	漂白或染色，棉布	Cotton Piece Goods, White or Dyed 公尺 Metres	16,368,596	36,061,145	5,794,251	26,958,432
		來源地名	Country of Origin.				
		捷克斯拉夫.....	Czechoslovakia.....	7,521	35,621	2,795	9,489
		法國.....	France.....	14,914	46,587
		英國.....	Great Britain.....	241,246	763,743	21,200	141,101
		香港.....	Hongkong.....	4,924,650*	9,930,653*	197,941*	697,100*
		印度.....	India.....	(4,506,106)	(8,983,795)	(132,390)	(473,213)
		美國.....	Italy.....	1,606,505	2,627,309	51,242	175,552
		日本.....	Japan.....	306,023	733,956	22,666	123,586
		和國.....	Netherlands.....	8,177,627	18,767,375	5,382,239	24,542,710
		琉球.....	Okinawa.....	38,225	82,786	460	3,579
		菲律賓.....	Philippines.....	398	829
		美國.....	U. S. of America.....	111,557	193,750
來源無從確定者...	Origin Un-identifiable.....	319,411	1,486,516	87,594	1,058,087		
輸入口岸	Port of Entry.						
台北.....	Taipei.....	16,052,624	34,952,629	5,722,413	26,734,641		
台南.....	Tainan.....	315,972	1,108,516	71,838	223,791		
65202	33-38	印花棉布	Cotton Piece Goods, Printed. 公尺 Metres.	20,224,168	36,430,919	9,759,197	31,257,302
		來源地名	Country of Origin.				
		法國.....	France.....	19,356	60,264
		英國.....	Great Britain.....	235,052	473,800	32,152	227,941
		香港.....	Hongkong.....	234,880*	518,745*	61*	360*
		印度.....	India.....	(225,234)	(498,564)	(..)	(..)
		美國.....	Italy.....	784,323	958,259
		日本.....	Japan.....	8,963	12,785
		墨西哥.....	Mexico.....	18,483,877	33,368,987	9,660,295	30,787,204
		美國.....	U. S. of America.....	6,927	24,947
		來源無從確定者...	Origin Un-identifiable.....	168,662	548,993	4,671	20,924
		輸入口岸	Port of Entry.				
		台北.....	Taipei.....	20,205,163	36,404,808	9,759,156	31,256,560
台南.....	Tainan.....	19,005	26,111	41	742		

* 經由香港進口之土貨按章係予視為洋貨其數量及價值 (括弧內數字) 已包括在內。

* Including quantity and value (in brackets) of Chinese goods imported from Hongkong and treated as foreign goods on entry into Taiwan.

第九表 (附表) 主要進口貨物類編續

IX.—(Supplementary)—Analysis of Principal Imports from Foreign Countries—Continued.

聯合國標準 分類號列 SITC. No.	統計號列 Returns No.	貨名；來源地名；及輸入口岸 Name of Article; Country of Origin; and Port of Entry.		一月至十二月 January—December.			
				三十九年 1950.		四十年 1951.	
				數量 Quantity.	價值新台幣 Value: N. T. \$	數量 Quantity.	價值新台幣 Value: N. T. \$
65202	39-44	雜類棉布	Cotton Piece Goods, Miscellaneous. 公尺 Metres.	12,733,586	27,430,289	2,853,776	12,845,866
			來源地名	Country of Origin.			
		捷克斯拉夫.....	Czechoslovakia	22,893	91,566
		安南.....	French Indo-China .. .	1,322	5,041
		德國.....	Germany.....	23,599	39,533
		英國.....	Great Britain.....	154,435	483,527	16,141	69,555
		香港.....	Hongkong	3,803,237* (1,246,846)	9,097,556* (2,896,320)	495,117* (103,118)	1,725,331* (313,455)
		印度.....	India	1,652,473	2,657,737	204,325	519,183
		義國.....	Italy.....	134,130	419,897
		日本.....	Japan	6,019,627	12,380,105	2,020,701	10,008,730
		和國.....	Netherlands	9,821	17,589	2,045	23,321
		美國.....	U. S. of America .. .	115,548	335,827	46,722	215,543
		來源無從確定者..	Origin Un-identifiable.....	796,501	1,901,911	68,725	284,203
		輸入口岸	Port of Entry.				
		台北.....	Taipei	12,634,907	27,005,724	2,852,731	12,824,275
		台南.....	Tainan.....	98,679	424,565	1,045	21,591
		65103	47	未製本色棉紗	Cotton Yarn, Grey, Un- processed 公斤 Kilogrs.	879,449	10,054,779
來源地名	Country of Origin.						
香港.....	Hongkong			376,475* (201,303)	5,910,089* (2,600,722)	251,169* (6,530)	7,830,752* (172,684)
印度.....	India			361,198	2,911,994	38,820	1,050,361
義國.....	Italy.....			9,072	101,260
日本.....	Japan			84,370	667,240	850,908	26,627,761
美國.....	U. S. of America.....			4,536	70,040
來源無從確定者..	Origin Un-identifiable.....			48,334	464,196
輸入口岸	Port of Entry.						
台北.....	Taipei			872,789	9,945,327	1,133,854	35,182,393
台南.....	Tainan.....	6,660	109,452	11,579	396,521		
68107	127	鍍錫鋼鐵片	Iron and Steel, Galvanized:- Sheets. 公担 Quintals	43,090	9,945,972	17,617	7,010,056
			來源地名	Country of Origin.			
		比國.....	Belgium	1,662	218,484
		英國.....	Great Britain.....	601	84,478
		香港.....	Hongkong	30	1,620
		日本.....	Japan	38,560	9,116,629	17,609	7,001,346
		瑞士.....	Switzerland	13	2,657
		美國.....	U. S. of America .. .	414	85,370	8	8,710
		來源無從確定者..	Origin Un-identifiable.....	1,810	436,734
		輸入口岸	Port of Entry.				
台北.....	Taipei	39,291	9,097,710	17,617	7,010,056		
台南.....	Tainan.....	3,799	848,262		

* 經由香港進口之土貨按章係不視為洋貨其數量及價值 (括弧內數字) 已包括在內。

* Including quantity and value (in brackets) of Chinese goods imported from Hongkong and treated as foreign goods on entry into Taiwan.

第九表 (附表) 主要進口貨物類編續

IX.—(Supplementary)—Analysis of Principal Imports from Foreign Countries—Continued.

聯合國標準 分類號列 SITC. No.	統計號列 Returns No.	貨名；來源地名；及輸入口岸 Name of Article; Country of Origin; and Port of Entry.		一月至十二月 January—December.			
				三十九年 1950.		四十年 1951.	
				數量 Quantity.	價值新台幣 Value: N. T. \$	數量 Quantity.	價值新台幣 Value: N. T. \$
68112	128	鍍錫鋼鐵絲	Iron and Steel, Galvanized- Wire 公担 Quintals	66,743	7,459,070	37,510	11,720,171
		來源地名	Country of Origin.				
		比國.....	Belgium	698	78,658
		捷克斯拉夫.....	Czechoslovakia	1,886	212,155
		法國.....	France.....	2,677	278,921
		英國.....	Great Britain.....	300	37,050	52	41,252
		香港.....	Hongkong	6	603
		日本.....	Japan	58,288	6,487,020	37,458	11,678,919
		美國.....	U. S. of America	1,931	268,859
		來源無從確定者...	Origin Un-identifiable.....	957	95,804
		輸入口岸	Port of Entry.				
		台北.....	Taipei	63,991	7,001,474	37,510	11,720,171
		台南.....	Tainan.....	2,752	457,596
71613	158	未列名機器及其配件	Machinery and Parts, n. o. r. 公担 Quintals	45,114	21,037,069	32,246	34,043,483
		來源地名	Country of Origin.				
		澳洲.....	Australia.....	9	4,782	5	56,553
		比國.....	Belgium	71	41,861
		丹麥.....	Denmark	3	49,680
		法國.....	France.....	..	1,211
		德國.....	Germany.....	3	7,784	8	92,624
		英國.....	Great Britain.....	291	367,047	224	685,270
		香港.....	Hongkong	251*	164,037*	161*	395,540*
		日本.....	Japan	(9)	(24,217)	(16)	(33,464)
		澳門.....	Macao.....	32,257	11,768,972	28,048	24,734,523
		菲律賓.....	Philippines.....	18	74,682
		瑞典.....	Sweden.....	400	121,012
美國.....	U. S. of America	7	18,551	6	47,572		
來源無從確定者...	Origin Un-identifiable ...	11,139	8,039,724	3,672	7,528,078		
輸入口岸	Port of Entry.	686	502,088	101	378,961		
台北.....	Taipei	27,248	12,687,403	21,346	25,282,325		
台南.....	Tainan.....	17,866	8,349,666	10,900	8,761,158		
復往外洋	Re-exported Abroad.	12	6,341	20	13,960		
73301	171	腳踏車	Bicycles, Complete. 輛 Pieces	149,149	27,144,885	32,590	10,085,045
		來源地名	Country of Origin.				
		澳洲.....	Australia.....	35	7,117
		坎拿大.....	Canada	1	258
		捷克斯拉夫.....	Czechoslovakia	10	2,379
		英國.....	Great Britain.....	17,001	3,048,442	1,710	560,038
		香港.....	Hongkong	3	308
		日本.....	Japan	132,089	24,085,463	30,867	9,521,824
		美國.....	U. S. of America	18	3,270
		來源無從確定者...	Origin Un-identifiable.....	3	285	2	546
		輸入口岸	Port of Entry.				
		台北.....	Taipei	148,627	27,081,571	32,540	10,059,491
		台南.....	Tainan.....	522	63,314	50	25,554

* 經由香港進口之土貨按章係予視為洋貨其數量及價值 (括弧內數字) 已包括在內。

* Including quantity and value (in brackets) of Chinese goods imported from Hongkong and treated as foreign goods on entry into Taiwan.

第九表 (附表) 主要進口貨物類編續

IX. —(Supplementary)—Analysis of Principal Imports from Foreign Countries—Continued.

聯合國標準 分類號列 SITC. No.	統計號列 Returns No.	貨名；來源地名；及輸入口岸 Name of Article; Country of Origin; and Port of Entry.		一月至十二月 January—December.					
				三十九年 1950.		四十年 1951.			
				數量 Quantity.	價值新台幣 Value: N. T. \$	數量 Quantity.	價值新台幣 Value: N. T. \$		
73302	172	腳踏車零件，附件 (車輪胎不在內)	Bicycle Parts & Accessories (not Including Tires and Tubes). 公斤 Kilogrs.	1,228,989	9,922,310	587,334	6,233,359		
			來源地名 Country of Origin.						
		澳洲.....	Australia.....	435	12,508		
		捷克斯拉夫.....	Czechoslovakia	4,827	47,453		
		德國.....	Germany.....	30,399	299,238	2,545	38,322		
		英國.....	Great Britain.....	20,678	232,123	1,930	15,979		
		香港.....	Hongkong	1,418	14,932	30	605		
		義國.....	Italy	754	11,162		
		日本.....	Japan	1,157,920	9,123,274	582,709	6,175,605		
		和國.....	Netherlands	4,574	91,942	120	2,848		
		美國.....	U. S. of America.....	1,146	23,304		
		來源無從確定者...	Origin Un-identifiable.....	6,838	66,374		
		輸入口岸 Port of Entry.							
台北.....	Taipei	1,201,595	9,815,980	579,118	6,139,837				
台南.....	Tainan.....	27,394	106,330	8,216	93,522				
03202	212	魷魚，墨魚	Fish, Cuttle 公斤 Kilogrs.	1,072,703	3,567,676	5,754,320	23,138,432		
			來源地名 Country of Origin.						
		香港.....	Hongkong	82,902	201,968	22,800	64,710		
		日本.....	Japan	801,235	2,881,709	5,699,098	22,945,956		
		韓國.....	Korea	15,000	33,750		
		美國.....	U. S. of America.....	6,975	19,151		
		來源無從確定者...	Origin Un-identifiable.....	166,591	431,098	32,422	127,766		
		輸入口岸 Port of Entry.							
		台北.....	Taipei	954,119	3,105,171	4,153,591	16,607,281		
		台南.....	Tainan.....	118,584	462,505	1,600,729	6,531,151		
		02201	224	煉乳	Condensed Milk. 公斤 Kilogrs.	3,642,881	11,910,290	2,095,172	13,229,298
					來源地名 Country of Origin.				
				澳洲.....	Australia.....	1,522,532	4,147,896	917,842	5,463,509
坎拿大.....	Canada	762	5,970		
丹麥.....	Denmark.....			1,908	7,470		
英國.....	Great Britain.....			15,423	46,318	3,479	33,058		
和國.....	Netherlands			1,956,193	7,315,310	1,148,036	7,557,217		
瑞士.....	Switzerland	5,716	..	32,040		
美國.....	U. S. of America.. ..			146,825	393,296	19,337	137,504		
輸入口岸 Port of Entry.									
台北.....	Taipei			2,837,500	9,288,176	1,360,221	8,316,408		
台南.....	Tainan.....			805,381	2,622,114	734,951	4,912,890		
02202	226			牛奶粉	Milk Food. 公斤 Kilogrs.	1,055,994	8,251,041	565,465	11,236,449
		來源地名 Country of Origin.							

第九表 (附表) 主要進口貨物類編續

IX.—(Supplementary)—Analysis of Principal Imports from Foreign Counties—Continued.

聯合國標準 分類號列 SITC. No.	統計號列 Returns No.	貨名；來源地名；及輸入口岸 Name of Article; Country of Origin; and Port of Entry.		一月至十二月 January—December.			
				三十九年 1950.		四十年 1951.	
				數量 Quantity.	價值新台幣 Value: N. T. \$	數量 Quantity.	價值新台幣 Value: N. T. \$
		澳洲.....	Australia.....	272 167	2,286 646	101,458	1,827,511
		坎拿大.....	Canada	200 004	2 514,591	10 816	270 966
		英國.....	Great Britain.....	7 918	85,959	95 360	2,144,494
		香港.....	Hongkong	982	8,673
		日本.....	Japan	163,762	2,471,700
		和國.....	Netherlands.....	18 454	174,215	22,411	137,155
		紐西蘭.....	New Zealand.. ..	11 679	82,174	12,214	120,150
		美國.....	U. S. of America.....	533,420	3,013 350	158,462	4,255,800
		來源無從確定者...	Origin Un-identifiable.....	12 352	94,106
		輸入口岸	Port of Entry.				
		台北.....	Taipei	989 786	7,708,211	471,714	9,472,509
		台南.....	Tainan.....	66 208	542,830	93,751	1,763,940
04601	243	小麥粉	Flour, Wheat. 公担 Quintals	428,319	47,031,343	142,904	26,332,727
		來源地名	Country of Origin.				
		澳洲.....	Australia.....	258 182	28,595,471	28,335	5,721,581
		坎拿大.....	Canada	74,814	8,695,126	52 978	11,528 774
		丹麥.....	Denmark	746	68 640
		香港.....	Hongkong	9 103* (5 613)	1,009,394* (647,129)	455* (108)	101,027* (27,184)
		日本.....	Japan	30,001	3,729,652	57,500	8,335,374
		美國.....	U. S. of America.....	54 022	4,791,761	3 636	645,971
		來源無從確定者...	Origin Un-identifiable.....	1 451	141,299
		輸入口岸	Port of Entry.				
		台北.....	Taipei	349 511	38,226,580	111 875	19,553,874
		台南.....	Tainan	78,808	8,804,763	31,029	6,778,853
05492	249	大豆, 豌豆	Beans and Peas. 公担 Quintals	267,284	32,605,653	397,718	82,726,396
		來源地名	Country of Origin.				
		香港.....	Hongkong	227 885* (216 099)	27,589 290* (26 336 543)	229 666* (228,478)	53,786 842* (53,532 210)
		泰國.....	Thailand.....	100	9 600
		美國.....	U. S. of America	90 031	12,667,757
		來源無從確定者...	Origin Un-identifiable.....	39,299	5,006 763	78 021	16 271,797
		輸入口岸	Port of Entry.				
		台北.....	Taipei	229 830	27,976 269	341 862	70,804,851
		台南.....	Tainan.....	37,454	4,629,384	55 856	11,921,545
		復往外洋	Re-exported Abroad.	2,000	241,315
05409	254	未列名蔬菜	Vegetables, n. o. r. 公担 Quintals	48,936	6,472,302	26,346	7,655,848
		來源地名	Country of Origin.				
		澳洲.....	Australia.....	96	4,152	4	7 862
		坎拿大.....	Canada	3,395	339,137

* 經由香港進口之土貨按章係予視為洋貨其數量及價值 (括弧內數字) 已包括在內。

* Including quantity and value (in brackets) of Chinese goods imported from Hongkong and treated as foreign goods on entry into Taiwan.

第九表 (附表) 主要進口貨物類編續

IX.—(Supplementary)—Analysis of Principal Imports from Foreign Countries—Continued.

聯合國標準 分類號列 SITC. No.	統計號列 Returns No.	貨名；來源地名；及輸入口岸 Name of Article; Country of Origin; and Port of Entry.		一月至十二月 January—December.			
				三十九年 1950.		四十年 1951.	
				數量 Quantity.	價值新台幣 Value: N. T. \$	數量 Quantity.	價值新台幣 Value: N. T. \$
29204	262	法國.....	France.....	65	11,136	8	13,146
		香港.....	Hongkong.....	9,407*	2 729 989*	3,770*	2,667,636*
		日本.....	Japan.....	(8,208)	(2 612 609)	(3,361)	(2,409,323)
		琉球.....	Okinawa.....	28,592	2,158,089	22,149	4,605,154
		美國.....	U. S. of America.....	18	320
		來源無從確定者..	Origin Un-identifiable.....	78	17,514	22	8,998
		來源無從確定者..	Origin Un-identifiable.....	7,303	1,212,285	375	352,732
		輸入口岸	Port of Entry				
		台北.....	Taipei.....	40,116	5,574,316	24,681	6,817,437
		台南.....	Tainan.....	8,820	897,986	1,665	838,411
		未列名藥材，香料	Medicinal Substances and Spices, n.o.r. 公斤 Kilogr.	2,421,319	6,556,837	2,152,697	18,155,419
		來源地名	Country of Origin.				
		亞拉伯.....	Arabia.....	114	354
		坎拿大.....	Canada.....	190,886	315,751
		法國.....	France.....	39	1,921
安南.....	French Indo-China.....	20	400	240	15,897		
香港.....	Hongkong.....	2,034 608*	5 523 384*	1 910 667*	17 009 481*		
印度.....	India.....	(1 856 314)	(5 158 708)	(1 904 897)	(16 879 909)		
日本.....	Japan.....	90	1,701		
和國.....	Netherlands.....	34 254	86 549	27,602	299 578		
菲律賓.....	Philippines.....	2	629		
西班牙.....	Spain.....	523	542		
美國.....	U. S. of America.....	1	641		
來源無從確定者..	Origin Un-identifiable.....	34 829	241,393	195 035	569,229		
來源無從確定者..	Origin Un-identifiable.....	126,085	388,464	19,021	256,342		
輸入口岸	Port of Entry.						
台北.....	Taipei.....	1 713,490	4,891,489	1,223 640	10,607 263		
台南.....	Tainan.....	707,829	1,665,348	929,057	7,548,156		
復往外洋	Re-exported Abroad.	900	2,551		
56109	290	硫酸銨(肥料)	Sulphate of Ammonia. 公担 Quintals	1,302,031	64,092,103	761,525	56 547,901
		來源地名	Country of Origin.				
		澳洲.....	Australia.....	894	39,720
		比國.....	Belgium.....	281,895	15 937,597	8 362	1,567,916
		坎拿大.....	Canada.....	120 281	6,392,183	710	64,823
		法國.....	France.....	200	37,464
		德國.....	Germany.....	6 697	421,171
		英國.....	Great Britain.....	1 850	178 108	150	23,493
		日本.....	Japan.....	52 299	3 126 880	732,154	52,644,494
		韓國.....	Korea.....	500	33 515
		和國.....	Netherlands.....	9,193	1,183,387
		美國.....	U. S. of America.....	820,444	37 023,723	9,908	914,876
		來源無從確定者..	Origin Un-identifiable.....	17,171	939 206	848	111,448
		輸入口岸	Port of Entry.				
		台北.....	Taipei.....	173,757	8,189,712	265,051	20,121,365
台南.....	Tainan.....	1,128,274	55,902 391	496,474	36,426,536		

* 經由香港進口之土貨按章係予視為洋貨其數量及價值(括弧內數字)已包括在內。

* Including quantity and value (in brackets) of Chinese goods imported from Hongkong and treated as foreign goods on entry into Taiwan.

第九表(附表)：主要進口貨物類編續

IX.—(Supplementary)—Analysis of Principal Imports from Foreign Countries—Continued.

聯合國標準 分類號列 SITC. No.	統計號列 Returns No.	貨名；來源地名；及輸入口岸 Name of Article; Country of Origin; and Port of Entry.		一月至十二月 January—December.			
				三十九年 1950.		四十年 1951.	
				數量 Quantity.	價值新台幣 Value: N. T. \$	數量 Quantity.	價值新台幣 Value: N. T. \$
56109	295	未列名化學或人造肥料 Fertilisers, Chemical or Artificial, n. o. r. 公担 Quintals	77,043	5,892,553	130,890	14,429,271	
		來源地名 Country of Origin.					
		坎拿大.....	2 268	144,569	909	85,447	
		法國.....	52,900	4,516 040	
		香港.....	90 250	9,736,077	
		日本.....	29,002	4,484 360	
		韓國.....	16 735	910,709	
		美國.....	22	1,534	
		來源無從確定者...	5,118	319,701	10 729	123 387	
		輸入口岸 Port of Entry.					
		台北.....	25,862	2,183,405	
		台南.....	51,181	3,709,148	130,890	14,429 271	
54101 54102 54103 54104 54109	309	未列名藥品 Medicines, Drugs etc., n. o. r. 公斤 Kilogrs.	1,283,122	26,863,953	656,288	42,918,754	
		來源地名 Country of Origin.					
		澳洲.....	354	25,857	609	45,266	
		比國.....	251	20 255	
		巴西.....	364	10 924	
		坎拿大.....	507	3,983	26	14,078	
		錫蘭.....	36	
		丹麥.....	60	11,705	
		法國.....	5,457	191 392	4 996	673,047	
		德國.....	3,530	283,720	4,921	739,998	
		英國.....	325,106	3 379,943	152,799	3 874,923	
		香港.....	144,096*	2,116 337*	32,068*	1 779,618*	
		印尼.....	(72,655)	(1,468 523)	(9 202)	(412 596)	
		義大利.....	446	23,644	317	33 887	
		日本.....	9	374	169	177 331	
		韓國.....	560,790	8 215 721	343 375	13,777,153	
		和國.....	19	1,230	
		荷蘭.....	708	110 576	1,128	280,098	
		西班牙.....	3	1 334	27	6,167	
		星加坡等處.....	5,382	374,324	503	52,563	
		瑞典.....	212	18 731	136	7,560	
		瑞士.....	543	75,264	880	286,940	
		美國.....	228,858	11,960,110	111,428	20,945 018	
		來源無從確定者...	7,121	82,643	2,212	180,957	
		輸入口岸 Port of Entry.					
		台北.....	1 135,442	21,121,754	601 845	39 395,243	
		台南.....	147,680	5,742 199	54,443	3 523 511	
		復往外洋 Re-exported Abroad.	1	480	
53101	310	未列名安尼林染料 及其他煤膏染料 Aniline Dyes, and other Coal Tar Dyes, n. o. r. 公担 Quintals	3,744	3,721,729	1,483	7,262,720	
		來源地名 Country of Origin					

* 經由香港進口之土貨按章係予視為洋貨其數量及價值(括弧內數字)已包括在內。

* Including quantity and value (in brackets) of Chinese goods imported from Hongkong and treated as foreign goods on entry into Taiwan.

第九表 (附表) 主要進口貨物類編續

IX.—(Supplementary)—Analysis of Principal Imports from Foreign Countries—Continued.

聯合國標準 分類號列 SITC. No.	統計號列 Returns No.	貨名；來源地名；及輸入口岸 Name of Article; Country of Origin; and Port of Entry.		一月至十二月 January—December.			
				三十九年 1950.		四十年 1951.	
				數量 Quantity.	價值新台幣 Value: N. T. \$	數量 Quantity.	價值新台幣 Value: N. T. \$
		澳洲.....	Australia.....	4	3,124
		坎拿大.....	Canada	462	1	33,869
		法國.....	France.....	190	52,050	55	246,084
		德國.....	Germany.....	14	14,668	27	189,268
		英國.....	Great Britain.....	277	879,195	383	1,895,312
		香港.....	Hongkong	-40	-85,430	7	30,470
		義國.....	Italy	20	21,458	2	7,278
		日本.....	Japan	1,062	89,624	264	875,627
		和國.....	Netherlands	2	474
		瑞典.....	Sweden	1	12,559	5	29,657
		瑞士.....	Switzerland	84	463,299	182	1,564,286
		美國.....	U. S. of America	2,071	2,080,137	524	2,309,907
		來源無從確定者...	Origin Un-identifiable.....	65	193,707	27	77,364
		輸入口岸	Port of Entry				
		台北.....	Taipei	3,702	3,654,540	1,352	6,454,679
		台南.....	Tainan.....	42	67,189	131	808,041
		復往外洋	Re-exported Abroad.	50	115,839	93	193,029
41207	339	椰子油	Oil, Coconut 公担 Quintals	15,810	4,727,421	20,183	13,856,206
		來源地名	Country of Origin.				
		英國.....	Great Britain.....	..	218
		香港.....	Hongkong	1,152*	312,828*	187*	86,869*
				(195)	(23,646)	(..)	(..)
		日本.....	Japan	91	19,942	190	45,710
		菲律賓.....	Philippines	504	159,420	4,411	3,370,933
		星加坡等處.....	Straits Settlements & F.M.S.	5,771	1,650,770	6,082	4,369,029
		美國.....	U. S. of America	116	35,231
		來源無從確定者...	Origin Un-identifiable.....	8,176	2,549,012	9,313	5,983,665
		輸入口岸	Port of Entry.				
		台北.....	Taipei	12,000	3,396,994	16,881	11,799,246
		台南.....	Tainan.....	3,810	1,330,427	3,302	2,056,960
41102 41219	345-346	未列名油、脂	Oils and Fats, n. o. r. 公担 Quintals	53,401	14,858,040	22,952	13,998,237
		來源地名	Country of Origin.				
		澳洲.....	Australia.....	435	128,963	259	146,818
		法國.....	France.....	1,384
		安南.....	French Indo-China	818	223,383	2,011	1,137,944
		英國.....	Great Britain.....	1,245	109,708	33	48,366
		香港.....	Hongkong	21,735*	6,157,090*	3,888*	2,754,146*
				(14,216)	(3,723,685)	(889)	(957,973)
		印度.....	India	5,000	1,680,250
		印尼.....	Indonesia	100	73,140
		日本.....	Japan	621	241,203	6,255	3,746,472
		星加坡等處.....	Straits Settlements & F.M.S.	194	53,375
		瑞士.....	Switzerland	3,087
		泰國.....	Thailand	312	94,164
		美國.....	U. S. of America	9,479	1,629,642	7,896	4,063,149
		來源無從確定者...	Origin Un-identifiable.....	13,562	4,540,262	2,510	2,023,731

* 經由香港進口之土貨按章係予視為洋貨其數量及價值 (括弧內數字) 已包括在內。

* Including quantity and value (in brackets) of Chinese goods imported from Hongkong and treated as foreign goods on entry into Taiwan.

第九表 (附表) 主要進口貨物類編續

IX.—(Supplementary)—Analysis of Principal Imports from Foreign Countries—Continued.

聯合國標準 分類號列 SITC. No.	統計號列 Returns No.	貨名；來源地名；及輸入口岸 Name of Article; Country of Origin; and Port of Entry.		一月至十二月 January—December.			
				三十九年 1950.		四十年 1951.	
				數量 Quantity.	價值新台幣 Value: N. T. \$	數量 Quantity.	價值新台幣 Value: N. T. \$
62901	451	輸入口岸	Port of Entry.				
		台北.....	Taipei	51,445	14,234,759	19,583	11,677,543
		台南.....	Tainan.....	1,956	623,281	3,369	2,320,694
		汽車橡皮氣胎	Rubber Pneumatic Tires for Motor Vehicles				
			個 Pieces	12,671	2,608,865	23,461	15,388,438
		來源地名	Country of Origin.				
		坎拿大.....	Canada	134	22,273	630	334,016
		捷克斯拉夫.....	Czechoslovakia	14	712	6	784
		法國.....	France.....	278	34,894
		英國.....	Great Britain.....	1,904	286,029	188	20,793
		香港.....	Hongkong	-296	-34,955	3	512
		印度.....	India	225	9,704
		義國.....	Italy.....	25	5,425
		日本.....	Japan	8,358	2,013,829	20,360	13,692,707
		南非洲聯邦及羅得 斯亞.....	South Africa, Union of, and Rhodesia.....	224	34,687
星加坡等處.....	Straits Settlemente & F.M.S.	335	72,821		
美國.....	U. S. of America.....	1,458	163,237	2,230	1,314,546		
來源無從確定者...	Origin Un-identifiable.....	12	209	44	25,080		
62901	452	輸入口岸	Port of Entry.				
		台北.....	Taipei	11,672	2,496,048	23,451	15,370,140
		台南.....	Tainan.....	999	112,817	10	18,298
		復往外洋	Re-exported Abroad.	300	35,315	67	67,000
		汽車橡皮裏胎	Rubber Inner Tubes for Motor Vehicles				
			個 Pieces	12,665	342,527	22,913	1,774,393
		來源地名	Country of Origin.				
		坎拿大.....	Canada	134	10,031	630	36,278
		捷克斯拉夫.....	Czechoslovakia	14	192	6	207
		英國.....	Great Britain	1,271	22,820	145	4,005
		香港.....	Hongkong	-300	-8,829
		印度.....	India	35	3,968
		義國.....	Italy.....	45	1,073
		日本.....	Japan	9,887	284,820	19,557	1,560,708
		南非洲聯邦及羅得 斯亞.....	South Africa, Union of, and Rhodesia.....	228	3,532
美國.....	U. S. of America	1,351	24,920	2,531	170,409		
來源無從確定者...	Origin Un-identifiable.....	44	2,786		
27101	482a	輸入口岸	Port of Entry.				
		台北.....	Taipei	12,635	341,555	22,894	1,762,554
		台南.....	Tainan.....	30	972	19	11,839
		豆餅	Beancake.				
			公斤 Kilogrs.	62,529,344	41,302,767	4,395,691	7,797,768
		來源地名	Country of Origin.				

第九表 (附表) 主要進口貨物類編續

IX.—(Supplementary)—Analysis of Principal Imports from Foreign Countries—Continued.

聯合國標準 分類號列 SITC. No.	統計號列 Returns No.	貨名；來源地名；及輸入口岸 Name of Article; Country of Origin; and Port of Entry.		一月至十二月 January—December.			
				三十九年 1950.		四十年 1951.	
				數量 Quantity.	價值新台幣 Value: N. T. \$	數量 Quantity.	價值新台幣 Value: N. T. \$
		香港.....	Hongkong	58 615,640*	38 749,040*	4,281 991*	7,580 124*
		來源無從確定者...	Origin Un-identifiable.....	(58 203,144)	(38 453 482)	(4 281 991)	(7,580 124)
		輸入口岸	Port of Entry.				
		台北.....	Taipei	33 074,744	22 238 162	1,811 053	2,872,841
		台南.....	Tainan.....	29,454 600	19,064 605	2,584 638	4,924,927

* 經由香港進口之土貨按章係予視為洋貨其數量及價值 (括弧內數字) 已包括在內。

* Including quantity and value (in brackets) of Chinese goods imported from Hongkong and treated as foreign goods on entry into Taiwan.

第十表 出口貨物數量與淨值報告表(貨別)
X.—Net Exports to Foreign Countries,—Quantity and Value of
Merchandise: by Commodities.

統計號列 Returns No.	貨名 Name of Article	數量單位 Unit of Quantity.	一月至十二月 January-December.				
			三十九年 1950.		四十年 1951.		
			數量 Quantity	價值新台幣 Value: N. T. \$	數量 Quantity	價值新台幣 Value: N.T.\$	
	第一組	GROUP I-					
	動物及動物產品(生皮,熟皮,皮貨,及魚介,海產品不在內)	Animals and Animal Products (not including Hides, Leather, and Skins (Furs), and Fishery and Sea Products)-		1,961,578		27,211,560	
	動物之生活者	Animals Living:-					
5	未列名.....	N. o. r.	公担 Quintals	1	6,876	
6	豬鬃.....	Bristles	公斤 Kilogr.	36,148	420,796	
	蛋及蛋產品	Eggs and Egg Products:-					
	家禽蛋	Eggs, Poultry:					
13	鮮蛋(帶殼凍蛋在內)	Fresh (incl. Ghilled Eggs), in Shell.....	十個 Mille	114	52,969	
14	皮蛋鹹蛋	Preserved and Salted...	11	5,544	
	禽毛	Feathers:-					
15	鴨毛.....	Duck	公担 Quintals	1,415	340,618	518	1,552,578
16	鵝毛.....	Goose	1,306	136,531	1,809	6,098,742
17	未列名.....	N. o. r.	5,457	1,450,183	7,265	18,771,986
	製過肉	Meats, Preserved and Prepared:-					
25	未列名.....	N.o.r.	116	
33	未列名動物產品.	Animal Products, n. o. r....	公斤 Kilogr.	16,412	34,246	113,447	301,953
	第二組	GROUP II.					
	生皮,熟皮,皮貨	Hides, Leather, and Skins (Furs)-		..		40,386	
65	未列名熟皮.....	Leather, n.o.r.	公担 Quintals	2	40,386	
	第三組	GROUP III.					
	魚介,海產品	Fishery and Sea Products-		76,481		319,829	
66	魷魚,墨魚,.....	Fish, Cuttle,.....	公担 Quintals	32	8,050	11	4,990
69	未列名魚介,海產品... {	Fishery and Sea Products, n. o. r.	156	68,431	602	314,839
	第四組	GROUP IV.					
	荳	Beans and Peas.		
	第五組	GROUP V-					
	雜糧及其製品	Cereals and Cereal Products-		24,288,157		133,519,992	
87	米,穀(船用米在內) ... {	Rice and Paddy (including Ships' Stores)	公担 Quintals	272,999	24,288,157	849,353	133,519,992
	第六組	GROUP VI-					
	植物性染料	Dyestuffs, Vegetable-		765,922		1,379,440	
98	未列名植物性染料..... { (姜黃在內)	Dyestuffs, Vegetable, n.o.r. (including Turmeric)	公担 Quintals	3,395	765,922	5,110	1,379,440

第十表 出口貨物數量與淨值報告表(貨別)續
 X.—Net Exports to Foreign Countries.—Quantity and Value of
 Merchandise: by Commodities—continued.

統計號列 Returns No.	貨名 Name of Article	數量單位 Unit of Quantity	一月至十二月 January-December.			
			三十九年 1950.		四十年 1951	
			數量 Quantity	價值新台幣 Value: N. T. \$	數量 Quantity	價值新台幣 Value: N. T. \$
	第七組 鮮菜,乾菜,製菜			22,794,099		78,919,914
	GROUP VII- Fruits, Fresh, Dried, and Preserved-					
103	橘子.....	公担 Quintals	11,047	1,874,617	16,437	3,703,358
109	未列名罐頭及蜜製果品 (鳳梨罐頭在內).....	35 387	6 272,040	57,399	26 863,668
110	未列名乾菜.....	869	165,756	8,408	2,073,759
111	未列名鮮菜(香蕉在內).....	107,996	14,481,686	269,401	46,279,129
	第八組 藥材及香料(化學 產品不在內)			8,381,717		13,645,542
	GROUP VIII. Medicinal Substances and Spices (not including Chemicals).					
112	檳榔(檳榔衣在內)	公担 Quintals	30	2 228
119	藥劑及丸散膏丹..... 未列名藥材及香料.....	公担 Quintals 公担 Quintals	80	6,000
120	藥材(樟腦在內).....	公担 Quintals	14,773	8 375,717	10,479	13,643,314
	第九組 油, 蠟			24,618,444		47,674,287
	GROUP IX. Oils, Tallow, and Wax					
130	香油(樟腦油, 香茅油在內).....	公担 Quintals	1 309,036	24,618,444	1,443,083	47,674 287
	第十組 子仁			47,955		136,961
	GROUP X. Seeds.					
140	瓜子.....	公担 Quintals	37	7,392
144	未列名子仁.....	190	40,563	448	136,961
	第十一組 酒		
	GROUP XI. Spirituos Beverages.					
	第十二組 糖			441,000,234		577,837,003
	GROUP XII. Sugar.					
148	各種糖.....	公担 Quintals	6,084 249	441 000 234	2 835,151	577,837,003
	第十三組 茶			32,781,589		88,850,923
	GROUP XIII. Tea.					
150	紅茶 其他.....	公担 Quintals	50,415	24 396,655	51 205	45,047,537
156	綠茶 其他.....	14 619	5 364,937	41,032	31,183 132
158	未列名茶.....	10,456	3,019 997	20 995	12 620,254

第十表 出口貨物數量與淨值報告表(貨別)續
 X.—Net Exports to Foreign Countries.—Quantity and Value of
 Merchandise: by Commodities—continued

統計號列 Returns No.	貨名 Name of Article	數量單位 Unit of Quantity	一月至十二月 January-December,			
			三十九年 1950.		四十年 1951.	
			數量 Quantity	價值新台幣 Value: N. T. \$	數量 Quantity	價值新台幣 Value: N. T. \$
	第十四組 菸草	GROUP XIV. Tobacco.				
160	菸葉.....	Tobacco, Leaf.....	公担 Quintals	44	7,506
	第十五組 菜蔬	GROUP XV. Vegetables.		1,371,635		5,387,811
164	蒜頭.....	Garlic	公担 Quintals	2,960	312,828
169	鮮薑.....	Ginger, Fresh	18 900
172	未列名乾菜蔬.....	Vegetables, Dried, n.o.r....	90	6,512
173	未列名鮮菜蔬.....	.. Fresh,	2,519	278,766
175	罐頭菜蔬.....	.. Canned	289 105,250	62	439,119
176	未列名菜蔬(木耳,黑木 耳不在內;笋,及山薯)	Vegetables, n.o.r. (Fungus, other than Black; Bamboo Shoots; Sweet Potatoes)	6,980 1,265,485	15,236	4,350,586
	第十六組 其他植物產品	GROUP XVI. Other Vegetable Products.		2,814,655		9,594,660
178	飼料(青草,乾草).....	Fodder (Grass and Hay)...	公担 Quintals	19	11,800
182	未列名植物產品(糖漿 及米紙在內).....	Vegetable Products, n.o.r. (incl. Molasses and Rice Paper)	公斤 Kilogrs.	33,014,478	27,897,496	9,582,860
	第十七組 竹	GROUP XVII. Bamboo.		496,471		642,759
183	整根竹.....	Bamboo	公担 Quintals	15,078 488,202	5,672	639,561
185	未列名竹製品.....	.. Manufactures, n.o.r.	15 8,269	27	3,198
	第十八組 燃料	GROUP XVIII. Fuel.		2,789,570		1,862,716
187	煤(船用煤在內).....	Coal (incl. Coal for Ships' Bunkers)	公墩 Metric tons	64,705 2,777,400	18,694	1,857,074
188	焦炭, 焦煤.....	Coke	105 12,170	45	5,642
	第十九組 藤	GROUP XIX. Rattan.		1,344		8,138
191	未列名藤製品.....	Rattan Manufactures, n. o. r.	公担 Quintals	3 1,344	10	8,138
	第二十組 木材, 木, 及 木製品	GROUP XX. Timber, wood, and Manufac- tures thereof.		9,987		1,327,113
193	輕木材.....	Timber, Softwood.....	公担 Quintals	4,805	979,155
	木.....	Wood:-				

第十表 出口貨物數量與淨值報告表(貨別)續
 X.—Net Exports to Foreign Countries.—Quantity and Value of
 Merchandise: by Commodities—continued.

統計號列 Returns No.	貨 名 Name of Article		數量單位 Unit of Quantity	一月至十二月 Januray-December.			
				三十九年 1950.		四十年 1951	
				數量 Quantity	價值新台幣 Value: N. T. \$	數 量 Quantity	價值新台幣 Value: N.T.\$
197	未列名.....	N. o. r.....	公担 Quintals	1,534	346,299
198	未列名木製傢具及木器	Wood Furniture and Woodware, n. o. r.....	10	9,987	11	1,659
第二十一組		GROUP XXI.					
紙		Paper.		145,629		2,221,183	
199	上等紙.....	Paper, 1st Quality	公担 Quintals	1,423	680,129
201	下等紙.....	.. 3rd	82	4,039
202	紙箔(冥幣在內).....	.. Joss (incl Joss- Paper Dollars).....	656	142,356
203	未列名紙及紙製品.....	Paper and Paper Manufac- tures, n. o. r.....	2,024	145,629	7,979	1,394,659
第二十二組		GROUP XXII.					
紡織纖維		Textile Fibres.		1,136,241		4,748,432	
207	棕.....	Coir	公担 Quintals	51	35,056
212	火麻.....	Hemp	250	70,140
214	苧麻.....	Ramie	3,004	998,697	3,177	2,995,142
230	未列名紡織纖維.....	Textile Fibres, n. o. r. ...	公斤 Kilogrs.	55,668	137,544	375,577	1,648,094
第二十三組		GROUP XXIII.					
紗,線,編織品, 針織品		Yarn,Thread, and Plaited and Knitted Goods.		41,999		46,561	
231	繩,索.....	Cordage and Twine.....	公担 Quintals	136	41,999	94	46,561
第二十四組		GROUP XXIV.					
疋頭		Piece Goods.		
第二十五組		GROUP XXV.					
其他紡織品		Other Textile Products.		53,317		673,585	
254	棉毯,線毯.....	Blankets and Counterpanes, Cotton	公担 Quintals	1,700
257	毛地毯(毛棉毯及 地毯在內).....	Woollen Carpets (incl. Wool and Cotton Carpets and Floor Rugs).....	43	28,103	54	67,195
衣服及衣著零件		Clothing and Articles of Personal Wear:-					
263	未列名.....	N. o. r.	公斤 Kilogrs.	1	300	461	486,632
266	未列名棉製品.....	Cotton Products, n. o. r....	1	9
269	魚網.....	Fishing-nets	公担 Quintals	53	24,905	129	118,058

第十表 出口貨物數量與淨值報告表(貨別)續
 X.—Net Exports to Foreign Countries.—Quantity and Value of
 Merchandise: by Commodities—continued.

統計號別 Returns No.	貨名 Name of Article.		數量單位 Unit of Quantity	一月至十二月 January-December.			
				三十九年 1950		四十年 1951	
				數量 Quantity	價值新台幣 Value: N. T. \$	數量 Quantity	價值新台幣 Value: N. T. \$
	第二十六組	GROUP XXVI.					
	礦砂, 金屬 及金屬製品	Ores, Metals, and Metallic Products.		4,560,527		17,810,464	
	礦砂	Ores:-					
272	鉛.....	Lead	公担 Quintals	3,000	66 000
276	未列名.....	N. o. r.	160 378	1,356,269	10,837	3,165,956
282	舊紫銅, 鎔化紫銅	Copper, Old, and Re-melted	5,815	1,083 500
286	舊鋼鐵, 碎鋼鐵	Iron and Steel, Old or Scrap	66,752	1,697 976
289	未列名金屬及金屬製品 {	Metals and Metallic Products, n.o.r.	5,241	2,054,758	15,936	12,946,532
	第二十七組	GROUP XXVII.					
	玻璃及玻璃器	Glass and Glassware.		
	第二十八組	GROUP XXVIII.					
	石, 泥土, 砂, 及其製品 (磁器, 搪磁器在內)	Stone, Earth, Sand, and Manu- factures thereof (including Chinaware and Enamelledware).		743,783		9,500,065	
293	水泥..... {	Cement (Hydraulic as Port- land)	公担 Quintals	35,537	628,396	505,000	9,473,350
298	未列名泥土, 砂, 石, 及其製品..... {	Earth, Sand, and Stone, and Manufactures thereof, n.o.r.	594	115,387	17	26,715
	第二十九組	GROUP XXIX.					
	化學品, 化學產品	Chemicals and Chemical Products.		21,267,989		40,227,072	
300	中國墨.....	Ink, Chinese	公斤 Kilogrs.	2	1 220
303	碱.....	Soda.....	公担 Quintals	1,424	120,554	3,985	955,027
305	化學藥劑..... {	Medicinal Preparations, Chemical	公斤 Kilogrs.	47,375	449 762	96 642	2 788,538
306	香水, 脂粉	Perfumery and Cosmetics...	9 540	122 843	7,700	26,189
307	鹽.....	Salt	公担 Quintals	2 032 100	16 741,450	2,390,506	31,610,432
309	未列名化學品, 化學產 品(酒精在內)..... {	Chemical and Chemical Compounds, n.o.r. (incl. Alcohol)	22,244	3,833,380	8,612	4,845,666
	第三十組	GROUP XXX.					
	印刷品	Printed Matter.		2,633		76,032	
311	印本書籍.....	Printed Books	公担 Quintals	23	2,633	145	67,310
312	未列名印刷品.....	Printed Matter, n.o.r.	5	8,722

第十表 出口貨物數量與淨值報告表(貨別)續
 X.—Net Exports to Foreign Countries.—Quantity and Value of
 Merchandise: by Commodities—continued.

統計號別 Returns No.	貨名 Name of Article.		數量單位 Unit of Quantity	一月至十二月 January-December.			
				三十九年 1950		四十年 1951	
				數量 Quantity	價值新台幣 Value: N. T. \$	數量 Quantity	價值新台幣 Value: N. T. \$
	第三十一組 雜貨	GROUP XXXI. Sundry.		數量 Quantity	價值新台幣 Value: N. T. \$	數量 Quantity	價值新台幣 Value: N. T. \$
				6,858,892		20,206,709	
318	草帽.....	Hats, Straw	項 Pieces	404,168	837,952	703,679	2,517,738
320	蜜餞,糖菜,糖食.....	Confectionery, Preserves, and Sweetmeats	公担 Quintals	20	8,899	104	72,663
321	容器及包裝用品.....	Containers and Packing Requisites	222	94,230
325	頭髮網.....	Hair-nets, made of Human Hair	羅 Gross	3,258	17,099
326	神香.....	Joss Sticks	公担 Quintals	30	29,735
330	席.....	Mats	12	4,351	17	133,941
335	未列名礦質油及其製成 物.....	Mineral Oils and their derivatives, n. o. r.	公斤 Kilogrs	1,000	680	10,314,820	3,156,667
340	未列名電氣材料配件及 器具.....	Electrical Materials, Fittings, and Appliances, n.o.r.	100,025	519,931	678,587	6,577,955
348	機器及其零件.....	Machinery and parts	公担 Quintals	39	4,200	..	226
352	未列名橡皮貨品.....	India-rubber Goods, n.o.r. ..	公斤 Kilogrs	2,404	41,881
353	電影戲軟片.....	Cinematographic Films.....	14	20,302
354	未列名郵包.....	Postal Parcels, n.o.r.....	5,016	100,707
356	未列名雜貨.....	Sundries, n.o.r.	304,517	5,482,879	624,821	7,443,565
	共.....	Total.....			599,010,848		1,083,876,643

第十表 (附表) 主要出口貨物類編

X.—(Supplementary)—Analysis of Principal Exports to Foreign Countries.

聯合國標準 分類號列 SITC. No.	統計號列 Returns No.	貨名；運銷地名；及輸出口岸 Name of Article; Country of Destination; and Port of Shipment.		一月至十二月 January—December			
				三十九年 1950.		四十年 1951.	
				數量 Quantity.	價值新台幣 Value: N. T. \$	數量 Quantity.	價值新台幣 Value: N. T. \$
29101	15-17	禽毛	Feathers 公担 Quintals	8,178	1,927,332	9,592	26,423,306
		運銷地名	Country of Destination.				
		比國.....	Belgium	5,209
		德國.....	Germany	45	10,954
		香港.....	Hongkong	5,331	1,610,037	7,980	21,330,421
		日本.....	Japan	89	368,260
		美國.....	U.S. of America	2,802	306,341	1,523	4,719,416
		輸出口岸	Port of Shipment.				
		台北.....	Taipei	8,146	1,918,194	9,405	26,072,273
		台南.....	Tainan.....	32	9,138	187	351,033
04202	87	米穀 (船用米在內)	Rice and Paddy (incl. Ships' Stores) 公担 Quintals	272,999	24,288,157	849,353	133,519,992
		運銷地名	Country of Destination.				
		香港.....	Hongkong	78	6,174	13	1,308
		日本.....	Japan	47,173	4,818,172	672,911	101,462,620
		韓國.....	Korea	225,665	19,456,393
		澳門.....	Macao	24	2,408
		琉球.....	Okinawa.....	176,406	32,053,784
		菲律賓.....	Philippines.....	27	1,890
		星加坡等處.....	Straits Settlements & F.M.S.....	23	2,280
		美國.....	U. S. of America	32	3,120
輸出口岸	Port of Shipment.						
台北.....	Taipei	272,999	24,288,157	849,353	133,519,992		
台南.....	Tainan.....		
53201	98	未列名植物性染料 (姜黃在內)	Dyestuffs, Vegetable, n.o.r. (incl. Turmeric) 公担 Quintals	3,395	765,922	5,110	1,379,440
		運銷地名	Country of Destination.				
		香港.....	Hongkong	740	91,903	1,163	163,613
		日本.....	Japan	2,655	674,019	3,947	1,215,827
		輸出口岸	Port of Shipment.				
		台北.....	Taipei.....	2,687	708,476	3,522	1,119,758
台南.....	Tainan.....	708	57,446	1,588	259,682		
05101	103	橘子	Oranges, Fresh 公担 Quintals	11,047	1,874,617	16,437	3,703,358
		運銷地名	Country of Destination.				
		香港.....	Hongkong	10,991	1,870,240	16,038	3,644,346
		琉球.....	Okinawa.....	61	8,387
		星加坡等處.....	Straits Settlements & F.M.S.....	56	4,377	338	50,625
		輸出口岸	Port of Shipment.				
台北.....	Taipei	11,047	1,874,617	16,038	3,644,346		
台南.....	Tainan.....	399	59,012		

第十表 (附表) 主要出口貨物類編續

X.— (Supplementary) —Analysis of Principal Exports to Foreign Countries—continued.

聯合國標準 分類號列 SITC. No.	統計號列 Returns No.	貨名：運銷地名；及輸出口岸 Name of Article; Country of Destination; and Port of Shipment.		一月至十二月 January—December			
				三十九年 1950.		四十年 1951.	
				數量 Quantity.	價值新台幣 Value: N. T. \$	數量 Quantity.	價值新台幣 Value: N. T. \$
05301	109	未列名罐頭及蜜製 菓品 (鳳梨罐頭在 內)	Fruits, Canned and / or Pre served n.o.r.(incl. Pineapples, Canned) 公担 Quintals	35,387	6,272,040	57,399	26,863,668
		運銷地名	Country of Destination.				
		丹麥.....	Denmark.....	120	57,400
		埃及 (英埃蘇丹在 內).....	Egypt (including A.-E. Sudan).....	63	35,262
		英國.....	Great Britain.....	16,920	1,764,786	29,223	15,205,792
		香港.....	Hongkong.....	3,373	762,291	9,260	1,388,520
		義國.....	Italy.....	41	21,508
		日本.....	Japan.....	9,693	3,232,156	17,907	9,797,506
		挪威.....	Norway.....	1	540
		琉球.....	Okinawa.....	451	313,487
		瑞典.....	Sweden.....	5,400	512,586
		泰國.....	Thailand.....	288	28,825
		美國.....	U. S. of America.....	.. 1	.. 221	45	14,828
		輸出口岸	Port of Shipment.				
		台北.....	Taipei.....	13,024	3,997,952	51,796	26,203,145
台南.....	Tainan.....	22,363	2,274,088	5,603	660,523		
05106	111	未列名鮮菓 (香蕉 在內)	Fruits, Fresh, n. o. r. (incl. Banana) 公担 Quintals	107,996	14,481,686	269,401	46,279,129
		運銷地名	Country of Destination.				
		香港.....	Hongkong.....	15,489	3,177,695	27,384	3,892,944
		日本.....	Japan.....	92,466	11,297,435	241,549	42,301,200
		琉球.....	Okinawa.....	364	51,163
		美國.....	U. S. of America.....	.. 41	.. 6,556	104	33,822
		輸出口岸	Port of Shipment.				
		台北.....	Taipei.....	90,052	13,395,277	217,104	41,603,501
		台南.....	Tainan.....	17,944	1,086,409	52,297	4,675,628
		29204	120	未列名藥材 (樟腦 在內)	Medicinal Substances, n.o.r. (including camphor) 公担 Quintals.	14,773	8,375,717
運銷地名	Country of Destination.						
澳洲.....	Australia.....			60	34,110	136	340,396
比國.....	Belgium.....			13	10,494	49	80,478
哥倫比亞.....	Columbia.....			11	26,996
法國.....	France.....			45	32,175	68	167,328
英國.....	Great Britain.....			1,697	904,393	1,630	2,812,856
香港.....	Hongkong.....			9,540	4,774,909	5,733	6,087,261
印度.....	India.....			276	138,908	607	992,753
義國.....	Italy.....			123	114,624	14	23,131
日本.....	Japan.....			..	120	32	27,041
和國.....	Netherlands.....			27	17,563	5	10,487
菲律賓.....	Philippines.....			2	1,292
南非洲聯邦及羅 得斯亞.....	South Africa, Union of, and Rhodesia.....			5	11,014
星加坡等處.....	Straits Settlements & F.M.S.	68	156,114
瑞典.....	Sweden.....			45	39,225
瑞士.....	Switzerland.....			29	27,690
泰國.....	Thailand.....			10	9,744	5	1,443
美國.....	U.S. of America.....			2,906	2,271,470	2,116	2,906,016

第十表 (附表) 主要出口貨物類編續

X.— (Supplementary) —Analysis of Principal Exports to Foreign Countries—continued.

聯合國標準 分類號列 SITC. No.	統計號列 Returns No.	貨名；運銷地名；及輸出口岸 Name of Article; Country of Destination; and Port of Shipment.		一月至十二月 January—December			
				三十九年 1950.		四十年 1951.	
		數量 Quantity.	價值新台幣 Value: N. T. \$	數量 Quantity.	價值新台幣 Value: N. T. \$		
55101	130	輸出口岸	Port of Shipment.				
		台北.....	Taipei	14.109	8 359,765	9 609	13,514 817
		台南.....	Tainan.....	664	15 952	870	128,497
		香油(樟腦油, 香茅油在內)	Oil, Essential (including Camphor Oil and Citronella Oil) 公斤 Kilogrs.	1,309,036	24,618,444	1,443,083	47,674,287
		運銷地名	Country of Destination.				
		澳洲.....	Australia.....	11,820	45,715	61 690	542 072
		比國.....	Belgium	5 664	105,183	17,941	582 063
		法國.....	France.....	20 614	274,347	34,503	1,086,427
		德國.....	Germany.....	6,504	158 963
		英國.....	Great Britain.....	42,198	973 832	93 602	3,351,712
		香港.....	Hongkong	524,330	9,041,429	704 001	23,393,160
		美國.....	Italy.....	7,260	147,813	4,538	165,050
		日本.....	Japan	65 053	1,225,451	85,810	5,257,155
		和國.....	Netherlands	18,472	653,409	41,550	1,520,894
星加坡等處.....	Straits Settlements & F.M.S.	3,084	112,651		
泰國.....	Thailand.....	2,032	32,256		
美國.....	U. S. of America	605,089	11,960,046	396,364	11,663,103		
06102	148	輸出口岸	Port of Shipment.				
		台北.....	Taipei	1,307,004	24,586,188	1,441,484	47,627,863
		台南.....	Tainan.....	2,032	32,256	1,599	46,424
		各種糖	Sugar of all kinds 公担 Quintals	6,084,249	441,000,234	2,835,151	577,837,003
		運銷地名	Country of Destination.				
		亞丁.....	Aden	40,000	2,000,000
		英屬北婆羅洲.....	British North Borneo	6 000	1,286,940
		緬甸.....	Burma	40,165	2,587,250	140,000	33,910,800
		埃及(英埃蘇丹在內)	Egypt(incl. Anglo-Egyptian Sudan)	1,324,000	105,310,730
		法屬東非洲.....	French East Africa	20 000	1,000,000	92,000	21,671,520
		法屬西非海岸託管地.....	French West Africa & Mandated Territories	92 000	22,284,240
		希臘.....	Greece.....	395,000	19,750 000
		香港.....	Hongkong	839,477	65,163 941	279,400	56,629,382
		愛爾蘭自由邦.....	Irish Free State.....	180,000	11,340,000
義國.....	Italy.....	92,000	8,740 000		
日本.....	Japan	2,421,321	174,796,061	1,649 376	319,470,577		
韓國.....	Korea	14	3 000		
澳門.....	Macao	600	28,750		
和國.....	Netherlands	90 000	5,670,000		
琉球.....	Okinawa	10,375	2,555,724		
星加坡等處.....	Straits Settlements & F.M.S.	550 000	39,945 242	509,000	108,242,410		
泰國.....	Thailand.....	57,000	11,785,410		
美國.....	U. S. of America	227	93,010		
烏拉圭.....	Uruguay	91,445	4,572,250		
		輸出口岸	Port of Shipment.				
		台北.....	Taipei	280,336	16,708 623	26,662	6,910,002
		台南.....	Tainan.....	5,803,913	424,291,611	2,808,489	570,927,001

第十表 (附表) 主要出口貨物類編續


X.— (Supplementary) —Analysis of Principal Exports to Foreign Countries—continued.

聯合國標準 分類號列 SITC. No.	統計號列 Returns No.	貨名; 運銷地名; 及輸出口岸 Name of Article; Country of Destination; and Port of Shipment.		一月至十二月 January—December			
				三十九年 1950.		四十年 1951.	
				數量 Quantity.	價值新台幣 Value: N. T. \$	數量 Quantity.	價值新台幣 Value: N. T. \$
07401	149-158	各種茶	Tea of all kinds 公担 Quintals	75,490	32,781,589	113,232	88,850,923
		運銷地名	Country of Destination.				
		亞爾基爾.....	Algeria	344	332,303
		阿根廷.....	Argentina	4,846	5,574,414
		澳洲.....	Australia	167	116,152
		比國.....	Belgium	30	29,523
		坎拿大.....	Canada	415	362,344
		智利.....	Chile	11,225	7,720,866	15,127	14,583,364
		丹麥.....	Denmark.....	15	10,172
		埃及(英埃蘇丹在內)	Egypt(incl. Anglo-Egyptian Sudan)	166	14,915	1,340	1,032,935
		法國.....	France.....	30	25,637	279	261,916
		德國.....	Germany.....	45	20,886	..	15
		英國.....	Great Britain.....	5,407	2,894,086	5,699	3,488,012
		香港.....	Hongkong	25,504	8,934,605	47,753	32,124,792
		義國.....	Italy.....	12	14,413
		日本.....	Japan	498	353,098	1,264	1,311,235
		澳門.....	Macao	288	205,323
		馬耳他.....	Malta	11	3,249	46	41,698
		摩洛哥.....	Morocco	778	300,783	11,854	9,791,198
		和國.....	Netherlands	379	162,159	1,281	725,338
		紐西蘭.....	New Zealand.....	2	2,019
		琉球.....	Okinawa.....	1,399	2,588,067
		祕魯.....	Peru.....	353	424,043
		星加坡等處.....	Straits Settlements & F.M.S.	2,665	731,122	1,981	1,152,272
		敘利亞及黎巴嫩.....	Syria and Lebanon	20	18,052
		泰國.....	Thailand	3,406	1,334,268	4,910	3,206,311
		烏拉圭.....	Uruguay	285	146,952	165	171,408
		美國.....	U.S. of America	24,803	9,933,640	13,930	11,488,927
		輸出口岸	Port of Shipment.				
		台北.....	Taipei	75,490	32,781,589	113,203	88,806,522
		台南.....	Tainan.....	29	44,401
05409	176	未列名菜蔬(木耳, 黑木耳不在內, 筍, 及山薯)	Vegetables, n.o.r. (Fungus, otherthan Black; Bamboo Shoots; Sweet Potatoes) 公担 Quintals	6,980	1,265,485	15,236	4,350,586
		運銷地名	Country of Destination.				
		香港.....	Hongkong	3,590	337,638	4,352	808,597
		日本.....	Japan	3,370	919,937	10,513	3,388,038
		琉球.....	Okinawa.....	252	76,670
		美國.....	U. S. of America.....	20	7,910	119	77,281
		輸出口岸	Port of Shipment.				
		台北.....	Taipei	5,932	1,151,106	13,342	4,010,086
		台南.....	Tainan.....	1,048	114,379	1,894	340,500
05403 06103	182	未列名植物產品(糖漿, 米紙在內)	Vegetable Products, n.o.r. (incl. Molasses and Rice Paper) 公斤 Kilogrs.	33,014,478	2,814,655	27,897,496	9,582,860
		運銷地名	Country of Destination.				
		坎拿大.....	Canada	95	1,120	190	21,543

第十表 (附表) 主要出口貨物類編續

X.—(Supplementary)—Analysis of Principal Exports to Foreign Countries—continued.

聯合國標準 分類號列 SITC. No.	統計號列 Returns No.	貨名；運銷地名；及輸出口岸 Name of Article; Country of Destination; and Port of Shipment.		一月至十二月 January—December			
				三十九年 1950.		四十年 1951.	
				數量 Quantity.	價值新台幣 Value: N. T. \$	數量 Quantity.	價值新台幣 Value: N. T. \$
		英國.....	Great Britain	-3	-1,361
		香港.....	Hongkong	6,559	25,444	13,034	116,437
		日本.....	Japan	31,788,411	2,217,226	56,516	605,828
		韓國.....	Korea	1,207,210	72,000
		琉球.....	Okinawa	2,107	16,553
		美國.....	U.S. of America	12,203	498,865	27,825,652	8,823,860
		輸出口岸	Port of Shipment.				
		台北.....	Taipei	48,245	824,527	77,817	1,771,678
		台南.....	Tainan.....	32,966,233	1,990,128	27,819,679	7,811,182
		外洋復進口	Reimported from Abroad.	4	1,682
31101	187	煤(船用煤在內)	Coal (incl. Coal for Ships' Bunkers) 公噸 Metric tons	64,705	2,777,400	18,694	1,857,074
		運銷地名	Country of Destination.				
		緬甸.....	Burma	200	23,200
		香港.....	Hongkong	26,352	1,282,067	13,985	1,312,348
		印度.....	India	150	15,000
		日本.....	Japan	1,871	41,256	228	21,705
		韓國.....	Korea	33,782	1,262,962
		菲律賓	Philippines	2,848	372,660
		南非聯邦, 及羅得	South Africa, Union of, and Rhodesia	150	18,000
		西亞	Straita Settlements & F.M.S.	1,103	90,411
		星加坡等處	Thailand	2,700	191,115	30	3,750
		泰國	Port of Shipment.				
		台北.....	Taipei	64,705	2,777,400	18,694	1,857,074
		台南.....	Tainan.....
26503	214	苧麻	Rattie 公担 Quintals	3,004	998,697	3,177	2,995,142
		運銷地名	Country of Destination.				
		香港.....	Hongkong	1,512	310,880	337	123,822
		日本.....	Japan	1,482	681,328	2,840	2,871,320
		美國.....	U. S. of America	10	6,489
		輸出口岸	Port of Shipment.				
		台北.....	Taipei	1,406	680,163	2,804	2,851,160
		台南.....	Tainan.....	1,598	318,534	373	143,982
66102	293	水泥	Cement (Hydraulic, as Portland) 公担 Quintals	35,537	628,396	505,000	9,473,350
		運銷地名	Country of Destination.				
		澳洲.....	Australia	287,000	5,280,000
		英屬北婆羅洲	British North Borneo	10,000	172,000
		香港.....	Hongkong	20,000	356,000	30,000	451,350
		印尼.....	Indonesia	4,000	80,000
		菲律賓	Philippines	15,537	272,396	12,000	300,000
		星加坡等處	Straits Settlements & F.M.S.	162,000	3,190,000



第十表 (附表) 主要出口貨物類編續

X.—(Supplementary)—Analysis of Principal Exports to Foreign Countries—continued.

聯合國標準 分類號列 SITC. No.	統計號列 Returns No.	貨名；運銷地名；及輸出口岸 Name of Article; Country of Destination; and Port of Shipment.		一月至十二月 January—December				
				三十九年 1950		四十年 1951.		
				數量 Quantity.	價值新台幣 Value: N. T. \$	數量 Quantity.	價值新台幣 Value: N. T. \$	
54109	305	輸出口岸	Port of Shipment.					
		台北.....	Taipei.....	
		台南.....	Tainan.....	35 537	628 396	505,000	9,473,350	
		化學藥劑	Medicinal Preparations. Chemical.					
			公斤 Kilogrs.	47,375	449,762	96,642	2,788,538	
		運銷地名	Country of Destination.					
		安南.....	French Indo-China.....	856	220,000	
		香港.....	Hongkong.....	2,796	98,109	
		星加坡等處.....	Straits Settlements & F.M.S.	2,050	42,979	2,080	35 280	
		美國.....	U.S. of America.....	45 325	406,783	90 910	2,435,149	
27205	307	輸出口岸	Port of Shipment.					
		台北.....	Teipei.....	47,375	449,762	96,642	2,788,538	
		台南.....	Tainan.....	
		鹽	Salt	公担 Quintals	2,032,100	16,741,450	2,390,506	31,610,432
		運銷地名	Country of Destination.					
		日本.....	Japan.....	1,992,100	15,343 238	2,206,806	26 564,956	
		韓國.....	Korea.....	30 000	1,340,000	178 000	4,866,025	
		澳門.....	Maoao.....	10,000	58 212	
		琉球.....	Okinawa.....	5,700	179,451	
		84111	318	輸出口岸	Port of Shipment.			
台北.....	Taipei.....			1,500	30,518	
台南.....	Tainan.....			2 032,100	16,741,450	2,389 006	31,579,914	
草帽	Hats, Straw			項 Pieces	404,168	837,952	703,679	2,517,738
運銷地名	Country of Destination.							
澳洲.....	Australia.....			700	2,313	43,202	249,742	
英國.....	Great Britain.....			40 800	94,612	25,200	57,334	
香港.....	Hongkong.....			172,094	327,665	144,716	571,350	
日本.....	Japan.....			1 224	8 360	50,669	261,056	
韓國.....	Korea.....			24	100	
紐西蘭.....	New Zealand.....	4 680	31,698			
泰國.....	Thailand.....	756	6,111			
美國.....	U.S. of America.....	189,350	405,002	434,432	1,340,347			
		輸出口岸	Port of Shipment.					
		台北.....	Taipei.....	404,168	837,952	703,679	2,517,738	
		台南.....	Tainan.....	

第十一表甲 進出口黃金數量與價值報告表(國別)
 XIa.—Imports from and Exports to Foreign Countries: Quantity and Value of
 Gold: by Countries.
 四十年一月至十二月
 January—December 1951.

無
 Nil.

第十一表乙 進出口白銀數量與價值報告表(國別)
 XIb.—Imports from and Exports to Foreign Countries: Quantity and Value of
 Silver: by Countries.
 四十年一月至十二月
 January—December 1951.

進口由	IMPORTED FROM	生 銀 Silver Bullion.		銀 幣 Silver Coins.	
		公 兩 Hectogrs.	價值新台幣 Value N. T. \$	公 兩 Hectogrs.	價值新台幣 Value N. T. \$
香港.....	Hongkong
美國.....	U. S. of America
共進口.....	Total Imports.....
出口往	EXPORTED TO				
香港.....	Hongkong
美國.....	U. S. of America	270 000	10 172.500
共出口.....	Total Exports.....	270 000	10 172 500

第十二表甲 進出口黃金數量與價值報告表(關別)
 XIIa.—Imports from and Exports to Foreign Countries: Quantity and Value of

Gold: by Ports.

四十年一月至十二月
 January—December 1951.

無
 Nil.

第十二表乙 進出口白銀數量與價值報告表(關別)
 XIIb.—Imports from and Exports to Foreign Countries: Quantity and Value of
 Silver: by Ports.

四十年一月至十二月
 January—December 1951.

進 口 至	IMPORTED INTO	生 銀 Silver Bullion.		銀 幣 Silver Coins.	
		公 兩 Hectogrs.	價值新台幣 Value N. T. \$	公 兩 Hectogrs.	價值新台幣 Value N. T. \$
台北.....	Taipei
台南.....	Tainan.....
共進口.....	Total Imports.....
出 口 由	EXPORTED FROM				
台北.....	Taipei	270.000	10,172.500
台南.....	Tainan.....
共出口.....	Total Exports.....	270.000	10,172.500

第十三表 往來外洋進出口商船報告表(圖別)
XIII.—Vessels Entered from and Cleared for Abroad: by Ports.

四十年一月至十二月
January—December 1951.

圖別	Port.	共計 Total.		進口 Entered.		出口 Cleared.	
		隻 No.	噸 Tons.	隻 No.	噸 Tons.	隻 No.	噸 Tons.
台北.....	Taipei.....	1 017	2 461 886	533	1 287 984	484	1,173 902
台南.....	Tainan.....	558	1 273 454	266	603 276	292	670.178
共.....	Total.....	1 575	3 735 340	799	1 891 260	776	1 844,080

第十四表 往來外洋進出口商船報告表(旗別)
XIV.—Vessels Entered from and Cleared for Abroad: by Flags.

四十年一月至十二月
January—December 1951.

旗別	Flag.	共計 Total.		進口 Entered.		出口 Cleared.	
		隻 No.	噸 Tons.	隻 No.	噸 Tons.	隻 No.	噸 Tons.
美船.....	American.....	169	779 576	88	407 552	81	372 024
英船.....	British.....	257	554 680	128	276 512	129	278 168
華船(民船除外).....	Chinese excl. Junks).....	854	1,512 978	437	768 915	417	744 063
丹船.....	Danish.....	72	283,408	34	133,737	38	149 671
法船.....	French.....	2	8 760	1	4 380	1	4 380
希臘船.....	Greek.....	7	30,648	4	17,519	3	13,129
日本船.....	Japanese.....	46	93 180	23	46 590	23	46 590
挪威船.....	Norwegian.....	84	159,738	42	79 869	42	79 869
巴拿馬船.....	Panamanian.....	60	254 738	30	127,369	30	127,369
菲律賓船.....	Philippine.....	8	9 526	4	4 763	4	4 763
瑞濱船.....	Ryukyu.....	4	2 064	2	1,032	2	1,032
瑞典船.....	Swedish.....	6	19,774	3	9,887	3	9 887
其他各國船.....	Others.....	6	26 270	3	13,135	3	13,135
共.....	Total.....	1,575	3 735,340	799	1,891,260	776	1,844 080

附表 APPENDIX

國內貿易：往來各口岸及鄰近各島之國貨統計
 (其由鐵路、公路、及飛機運輸者不包括在內)
 Domestic Trade: Movements of Chinese Produce between Ports (and also
 nearby Islands) (excluding Movements by Rail, Road, and Aeroplane)

四十年一月至十二月 Jan.—Dec. 1951.

統 列 No.			進 口 Imports.		出 口 Exports.	
			數 量 Quantity	價 值：新台幣 Value:N.T.\$	數 量 Quantity	價 值：新台幣 Value:N.T.\$
2	豬	Animals, Living: Pigs 隻 No.	93	16,000	93	16,000
	台北.....	Taipei
	台南.....	Tainan.....	93	16,000
	鄰近各島.....	Nearby Islands	93	16,000
3	家 禽	Animals, Living: Poultry 隻 No.	450	2,250	450	2,250
	台北.....	Taipei
	台南.....	Tainan.....	450	2,250
	鄰近各島.....	Nearby Islands	450	2,250
6	豬 鬃	Bristles 公斤 Kilogrs.	12	120	12	120
	台北.....	Taipei	12	120
	台南.....	Tainan.....
	鄰近各島.....	Nearby Islands.....	12	120
13	鮮蛋(帶殼凍蛋在內)	Eggs, Poultry, Fresh (incl. Chilled Eggs), in Shell 千個 Mille	30	8,840	30	8,840
	台北.....	Taipei	17	4,940	6	1,950
	台南.....	Tainan.....	7	1,950
	鄰近各島.....	Nearby Islands.....	13	3,900	17	4,940
14	皮蛋、鹹蛋	Eggs, Poultry, Preserved and Salted 千個 Mille	70	29,890	70	29,890
	台北.....	Taipei	60	25,890	10	4,000
	台南.....	Tainan.....
	鄰近各島.....	Nearby Islands.....	10	4,000	60	25,890
16	鵝 毛	Feathers, Goose 公担 Quintals	1	360	1	360
	台北.....	Taipei	1	360
	台南.....	Tainan.....
	鄰近各島.....	Nearby Islands	1	360
24	散裝整隻火腿	Hams, Whole, in bulk 公担 Quintals	14	26,950	14	26,950
	台北.....	Taipei	14	26,900	..	50
	台南.....	Tainan.....
	鄰近各島.....	Nearby Islands.....	..	50	14	26,900
25	未列名製過肉	Meats, Preserved and Prepared, n.o.r. 公担 Quintals	172	133,996	172	133,996
	台北.....	Taipei	141	113,560	19	13,596
	台南.....	Tainan.....	12	6,840
	鄰近各島.....	Nearby Islands.....	31	20,436	141	113,560

國內貿易：往來各口岸及鄰近各島之國貨統計

(其由鐵路、公路、及飛機運輸者不包括在內)

Domestic Trade: Movements of Chinese Produce between Ports (and also nearby Islands) (excluding Movements by Rail, Road, and Aeroplane)

四十年一月至十二月 Jan.—Dec. 1951.

號列 No.			進口 Imports.		出口 Exports.	
			數量 Quantity	價值：新台幣 Value:N.T.\$	數量 Quantity	價值：新台幣 Value:N.T.\$
31	散裝豬油	Lard, in bulk 公担 Quintals	2	2,080	2	2,080
	台北.....	Taipei	2	2,080
	台南.....	Tainan.....
	鄰近各島.....	Nearby Islands.....	2	2,080
32	白蠟、黃蠟	Wax, White and Yellow 公斤 Kilogrs.	10	200	10	200
	台北.....	Taipei	10	200
	台南.....	Tainan.....
	鄰近各島.....	Nearby Islands.....	10	200
33	未列名動物產品	Animal Products, n.o.r. 公斤 Kilogrs.	3,844	10,500	3,844	10,500
	台北.....	Taipei	3,844	10,500
	台南.....	Tainan.....
	鄰近各島.....	Nearby Islands.....	3,844	10,500
65	未列名熟皮	Leather, n.o.r. 公担 Quintals	..	5,600	..	5,600
	台北.....	Taipei	5,600
	台南.....	Tainan.....
	鄰近各島.....	Nearby Islands.....	5,600
66	魷魚、墨魚	Fish, Cuttle 公担 Quintals	18	8,399	18	8,399
	台北.....	Taipei	16	7,839	2	560
	台南.....	Tainan.....
	鄰近各島.....	Nearby Islands	2	560	16	7,839
67	乾魚、鹹魚	Fish, Dried and Salted 公担 Quintals	3,599	1,383,549	3,599	1,383,549
	台北.....	Taipei	3,288	1,288,587	226	86,462
	台南.....	Tainan.....	85	8,500
	鄰近各島.....	Nearby Islands.....	226	86,462	3,373	1,297,087
68	鮮魚(冰魚在內)	Fish, Fresh (including Frozen) 公担 Quintals	789	312,612	789	312,612
	台北.....	Taipei	654	260,112	135	52,500
	台南.....	Tainan.....
	鄰近各島.....	Nearby Islands	135	52,500	654	260,112
69	未列名魚介、海產品	Fishery and Sea Products, n.o.r. 公担 Quintals	6,489	2,550,325	6,489	2,550,325
	台北.....	Taipei	6,443	2,526,525	19	21,000
	台南.....	Tainan.....	27	2,800
	鄰近各島.....	Nearby Islands.....	19	21,000	6,470	2,529,325

國內貿易：往來各口岸及鄰近各島之國貨統計

(其由鐵路、公路、及飛機運輸者不包括在內)

Domestic Trade: Movements of Chinese Produce between Ports (and also nearby Islands) (excluding Movement by Rail, Road, and Aeroplane)

四十年一月至十二月 Jan.—Dec. 1951.

號 列 No.			進 口 Imports.		出 口 Exports.	
			數 量 Quantity	價值：新台幣 Value: N.T.\$	數 量 Quantity	價值：新台幣 Value: N.T.\$
70	黑 豆	Beans, Black 公担 Quintals	7	2,168	7	2,168
	台北.....	Taipei	7	2 168
	台南.....	Tainan.....
	鄰近各島.....	Nearby Islands	7	2 168
71	綠 豆	Beans, Broad 公担 Quintals	55	7,375	55	7,375
	台北.....	Taipei	55	7 375
	台南.....	Tainan.....
	鄰近各島.....	Nearby Islands.....	55	7,375
73	綠 豆	Beans, Green, Small 公担 Quintals	109	23,890	109	23,890
	台北.....	Taipei	109	23,890
	台南.....	Tainan.....
	鄰近各島.....	Nearby Islands	109	23,890
76	黃 豆	Beans, Yellow 公担 Quintals	167	37,223	167	37,223
	台北.....	Taipei	167	37,223
	台南.....	Tainan.....
	鄰近各島.....	Nearby Islands.....	167	37 223
77	未 列 名 豆	Beans, n. o. r. 公担 Quintals	5	510	5	510
	台北.....	Taipei	5	510
	台南.....	Tainan.....
	鄰近各島.....	Nearby Islands	5	510
81	麥粉(麥屑在內)	Flour, Wheat (including Semolina) 公担 Quintals	287	172,600	287	172,600
	台北.....	Taipei	219	129 500	45	8,800
	台南.....	Tainan.....	23	34 300
	鄰近各島.....	Nearby Islands	68	43 100	219	129 500
82	未 列 名 雜 糧 粉	Flour, n. o. r. 公担 Quintals	172	31,070	172	31,070
	台北.....	Taipei	172	31 070
	台南.....	Tainan.....
	鄰近各島.....	Nearby Islands	172	31 070
87	米、穀	Rice and Paddy 公担 Quintals	6,103	803,284	6,103	803,284
	台北.....	Taipei	563	171 500	5,280	606,200
	台南.....	Tainan.....	260	25 584
	鄰近各島.....	Nearby Islands	5,540	631,784	563	171,500

國內貿易：往來各口岸及隣近各島之國貨統計

(其由鐵路、公路、及飛機運輸者不包括在內)

Domestic Trade: Movements of Chinese Produce between Ports (and also nearby Islands) (excluding Movement by Rail, Road, and Aeroplane)

四十年一月至十二月 Jan.—Dec. 1951.

號列 No.			進 口 Imports.		出 口 Exports.	
			數 量 Quantity	價值：新台幣 Value:N.T.\$	數 量 Quantity	價值：新台幣 Value:N.T.\$
90	荳餅(碎餅及粉在內)	Beancake (incl. Crushed and Powdered) 公担 Quintals	5,824	1,063,065	5,824	1,063,065
	台北.....	Taipei	5,816	1,061,719
	台南.....	Tainan.....	8	1,346
	隣近各島.....	Nearby Islands	5,824	1,063,065
94	未列名于餅(油餅在內)	Seed-cake (incl. Oil-cake), n.o.r. 公担 Quintals	3,545	274,096	3,545	274,096
	台北.....	Taipei	3,500	267,859
	台南.....	Tainan.....	45	6,237
	隣近各島.....	Nearby Islands.....	3,545	274,096
98	未列名植物性染料	Dyestuffs, Vegetable, n.o.r. 公担 Quintals	2,694	250,738	2,694	250,738
	台北.....	Taipei	2,637	247,185
	台南.....	Tainan.....	57	3,553
	隣近各島.....	Nearby Islands	2,694	250,738
99	栗 子	Chestnuts, Fresh 公担 Quintals	59	25,834	59	25,834
	台北.....	Taipei	59	25,834
	台南.....	Tainan.....
	隣近各島.....	Nearby Islands.....	59	25,834
100	黑 棗	Dates, Black, Dried 公担 Quintals	7	4,760	7	4,760
	台北.....	Taipei	7	4,600	..	160
	台南.....	Tainan.....
	隣近各島.....	Nearby Islands.....	..	160	7	4,600
101	紅 棗	Dates, Red, Dried 公担 Quintals	30	15,740	30	15,740
	台北.....	Taipei	30	15,580	..	160
	台南.....	Tainan.....
	隣近各島.....	Nearby Islands.....	..	160	30	15,580
102	荔 枝 乾	Lichees, Dried 公担 Quintals	1	400	1	400
	台北.....	Taipei	1	400
	台南.....	Tainan.....
	隣近各島.....	Nearby Islands	1	400
103	橘 子	Oranges, Fresh 公担 Quintals	80	14,590	80	14,590
	台北.....	Taipei	13	1,590	52	12,000
	台南.....	Tainan.....	15	1,000
	隣近各島.....	Nearby Islands.....	67	13,000	13	1,590

國內貿易：往來各口岸及鄰近各島之國貨統計

(其由鐵路、公路、及飛機運輸者不包括在內)

Domestic Trade: Movements of Chinese Produce between Ports (and also nearby Islands) (excluding Movement by Rail, Road, and Aeroplane)

四十年一月至十二月 Jan.—Dec. 1951.

號列 No.			進 口 Imports.		出 口 Exports.	
			數 量 Quantity	價值：新台幣 Value:N.T.\$	數 量 Quantity	價值：新台幣 Value:N.T.\$
105	核 桃	Walnuts, in Shell 公担 Quintals	8	4,575	8	4,575
	台北.....	Taipei	8	4 575
	台南.....	Tainan.....
	鄰近各島.....	Nearby Islands	8	4,575
108	柿 餅	Persimmons, Dried 公担 Quintals	3	660	3	660
	台北.....	Taipei
	台南.....	Tainan.....	3	660
	鄰近各島.....	Nearby Islands	3	660
109	未列名罐頭及蜜製 果品(鳳梨罐頭在 內)	Fruits, Canned and/or Preserved, n.o.r. (including Canned Pine- apples) 公担 Quintals	342	90,856	342	90,856
	台北.....	Taipei	74	6,450	246	75,606
	台南.....	Tainan.....	22	8 800
	鄰近各島.....	Nearby Islands	268	84 406	74	6,450
110	未 列 名 乾 菓	Fruits, Dried, n.o.r. 公担 Quintals	339	117,359	339	117,359
	台北.....	Taipei	49	18,464	286	97,745
	台南.....	Tainan.....	4	1,150
	鄰近各島.....	Nearby Islands.....	290	98,895	49	18 464
111	未 列 名 鮮 菓 (香蕉在內)	Fruits, Fresh, n.o.r. (incl. Bananas) 公担 Quintals	450	101,733	450	101,733
	台北.....	Taipei	58	42,872	362	57,181
	台南.....	Tainan.....	30	1 680
	鄰近各島.....	Nearby Islands.....	392	58,861	58	42,872
120	未 列 名 藥 材	Medicinal Substances, n.o.r. 公担 Quintals	530	212,789	530	212,789
	台北.....	Taipei	300	179 087	115	17,259
	台南.....	Tainan.....	107	14,340	8	2,103
	鄰近各島.....	Nearby Islands.....	123	19 362	407	193 427
121	未 列 名 香 料	Spices, n.o.r. 公担 Quintals	1	600	1	600
	台北.....	Taipei
	台南.....	Tainan.....	1	600
	鄰近各島.....	Nearby Islands	1	600
125	花 生 油(生油)	Oil, Groundnut 公担 Quintals	243	125,975	243	125,975
	台北.....	Taipei	205	102,725	38	23,250
	台南.....	Tainan.....
	鄰近各島.....	Nearby Islands	38	23 250	205	102,725

國內貿易：往來各口岸及鄰近各島之國貨統計

(其由鐵路、公路、及飛機運輸者不包括在內)

Domestic Trade: Movements of Chinese Produce between Ports (and also nearby Islands) (excluding Movement by Rail, Road, and Aeroplane)

四十年一月至十二月 Jan.—Dec. 1951.

號列 No.			進 口 Imports.		出 口 Exports.	
			數 量 Quantity	價值：新台幣 Value:N.T.\$	數 量 Quantity	價值：新台幣 Value:N.T.\$
128	桐 油	Oil, Wood 公担 Quintals	4	4,200	4	4,200
	台北.....	Taipei	4	4,200
	台南.....	Tainan.....
	鄰近各島.....	Nearby Islands	4	4,200
134	花生仁 (去皮花生 仁在內)	Groundnuts, Shelled (including Blanched Peanuts) 公担 Quintals	40	35,100	40	35,100
	台北.....	Taipei	25	6,750
	台南.....	Tainan.....	15	28,350
	鄰近各島.....	Nearby Islands	40	35,100
139	蓮 子	Seed, Lily-flower (Lotusnuts) 公担 Quintals	34	35,888	34	35,888
	台北.....	Taipei	34	35,888
	台南.....	Tainan.....
	鄰近各島.....	Nearby Islands.....	34	35,888
140	瓜 子	Seed, Melon 公担 Quintals	280	247,693	280	247,693
	台北.....	Taipei	280	247,693
	台南.....	Tainan.....
	鄰近各島.....	Nearby Islands.....	280	247,693
143	芝麻 (去殼芝麻在 內)	Seed, Sesamum (incl. Sesamum- seed Pulp) 公担 Quintals	10	4,500	10	4,500
	台北.....	Taipei	10	4,500
	台南.....	Tainan.....
	鄰近各島.....	Nearby Islands	10	4,500
144	未 列 名 子 仁	Seeds, n.o.r. 公担 Quintals	17	8,180	17	8,180
	台北.....	Taipei	16	8,000
	台南.....	Tainan.....	1	180
	鄰近各島.....	Nearby Islands	1	180	16	8,000
148	各 種 糖	Sugar of all kinds 公担 Quintals	361	98,628	361	98,628
	台北.....	Taipei	350	92,248
	台南.....	Tainan.....	11	6,380
	鄰近各島.....	Nearby Islands	361	98,628
150	其 他 紅 茶	Tea, Black, other kinds 公担 Quintals	..	165	..	165
	台北.....	Taipei	165
	台南.....	Tainan.....
	鄰近各島.....	Nearby Islands	165

國內貿易：往來各口岸及鄰近各島之國貨統計

(其由鐵路、公路、及飛機運輸者不包括在內)

Domestic Trade: Movements of Chinese Produce between Ports (and also nearby Islands) (excluding Movements by Rail, Road, and Aeroplane)

四十年一月至十二月 Jan.—Dec. 1951.

號 列 No.			進 口 Imports.		出 口 Exports.	
			數 量 Quantity	價值：新台幣 Value:N.T.\$	數 量 Quantity	價值：新台幣 Value:N.T.\$
156	其 他 綠 茶	Tea, Green, other kinds 公担 Quintals	8	5,376	8	5,376
	台北.....	Taipei	8	5,376
	台南.....	Tainan.....
	鄰近各島.....	Nearby Islands	8	5,376
158	未 列 名 茶	Tea, n.o.r. 公担 Quintals	14	9,280	14	9,280
	台北.....	Taipei	1	500	13	8,780
	台南.....	Tainan.....
	鄰近各島.....	Nearby Islands	13	8,780	1	500
159	紙 茶	Cigarettes 千 Thousands	9,115	790,715	9,115	790,715
	台北.....	Taipei	8,915	778,815
	台南.....	Tainan.....	200	11,900
	鄰近各島.....	Nearby Islands	9,115	790,715
161	茶 絲	Tobacco, prepared 公担 Quintals	3	4,380	3	4,380
	台北.....	Taipei	3	4,380
	台南.....	Tainan.....
	鄰近各島.....	Nearby Islands	3	4,380
162	未 列 名 菸 草	Tobacco, n.o.r. 公斤 Kilogrs.	600	3,000	600	3,000
	台北.....	Taipei	600	3,000
	台南.....	Tainan.....
	鄰近各島.....	Nearby Islands	600	3,000
163	黑 木 耳	Fungus, Black 公担 Quintals	2	4,568	2	4,568
	台北.....	Taipei	2	4,568
	台南.....	Tainan.....
	鄰近各島.....	Nearby Islands	2	4,568
164	蒜 頭	Garlic 公担 Quintals	1	250	1	250
	台北.....	Taipei
	台南.....	Tainan.....	1	250
	鄰近各島.....	Nearby Islands	1	250
165	金 針 菜	Lily-flowers, Dried 公担 Quintals	33	19,770	33	19,770
	台北.....	Taipei	33	19,770
	台南.....	Tainan.....
	鄰近各島.....	Nearby Islands	33	19,770

國內貿易：往來各口岸及隣近各島之國貨統計

(其由鐵路、公路、及飛機運輸者不包括在內)

Domestic Trade: Movements of Chinese Produce between Ports (and also nearby Islands) (excluding Movements by Rail, Road, and Aeroplane)

四十年一月至十二月 Jan.—Dec. 1951.

號列 No.			進 口 Imports.		出 口 Exports.	
			數 量 Quantity	價值：新台幣 Value:N.T.\$	數 量 Quantity	價值：新台幣 Value:N.T.\$
166	香 菌	Mushrooms, Dried 公斤 Kilogrs	9,285	327,020	9,285	327,020
	台北.....	Taipei	9,265	326,020	20	1,000
	台南.....	Tainan.....
	隣近各島.....	Nearby Islands.....	20	1,000	9,265	326,020
167	大頭菜鹹蘿蔔乾	Turnips, Dried and Salted 公担 Quintals	6	1,650	6	1,650
	台北.....	Taipei	6	1,650
	台南.....	Tainan.....
	隣近各島.....	Nearby Islands	6	1,650
168	乾 辣 椒	Chillies, Dried 公担 Quintals	11	4,050	11	4,050
	台北.....	Taipei	11	4,050
	台南.....	Tainan.....
	隣近各島.....	Nearby Islands	11	4,050
169	鮮 薑	Ginger, Fresh 公担 Quintals	6	646	6	646
	台北.....	Taipei	3	426
	台南.....	Tainan.....	3	220
	隣近各島.....	Nearby Islands	6	646
170	馬 鈴 薯	Potatoes 公担 Quintals	1,058	49,241	1,058	49,241
	台北.....	Taipei	38	5,700	520	26,041
	台南.....	Tainan.....	500	17,500
	隣近各島.....	Nearby Islands.....	1,020	43,541	38	5,700
171	甘 蔗	Sugar Canes 公担 Quintals	146	4,700	146	4,700
	台北.....	Taipei	146	4,700
	台南.....	Tainan.....
	隣近各島.....	Nearby Islands	146	4,700
173	未 列 名 鮮 菜 蔬	Vegetables, Fresh, n.o.r. 公担 Quintals	1,343	132,494	1,343	132,494
	台北.....	Taipei	621	94,044	718	38,110
	台南.....	Tainan.....	4	340
	隣近各島.....	Nearby Islands.....	722	38,450	621	94,044
174	未 列 名 鹹 菜 蔬	Vegetables, Salted, n.o.r. 公担 Quintals	158	63,634	158	63,634
	台北.....	Taipei	133	60,375	14	2,086
	台南.....	Tainan.....	11	1,173
	隣近各島.....	Nearby Islands.....	25	3,259	133	60,375

國內貿易：往來各口岸及鄰近各島之國貨統計

(其由鐵路、公路、及飛機運輸者不包括在內)

Domestic Trade: Movements of Chinese Produce between Ports (and also nearby Islands) (excluding Movements by Rail, Road, and Aeroplane)

四十年一月至十二月 Jan.—Dec. 1951.

號 列 No.			進 口 Imports.		出 口 Exports.	
			數 量 Quantity	價 值：新台幣 Value:N.T.\$	數 量 Quantity	價 值：新台幣 Value:N.T.\$
175	罐 頭 菜 蔬	Vegetables, Canned 公担 Quintals	32	11,570	32	11,570
	台北.....	Taipei	6	1,300	13	5,870
	台南.....	Tainan.....	13	4,400
	鄰近各島.....	Nearby Islands	26	10,270	6	1,300
176	未列名菜蔬(木耳、黑木耳不在內、 筍及山薯)	Vegetables, n.o.r. (Fungus, other than Black; Bamboo Shoots; Sweet Potatoes) 公担 Quintals	192	34,107	192	34,107
	台北.....	Taipei	3	1,000	132	26,755
	台南.....	Tainan.....	57	6,352
	鄰近各島.....	Nearby Islands.....	189	33,107	3	1,000
177	乳 腐	Beancurd 公担 Quintals	48	18,120	48	18,120
	台北.....	Taipei	20	6,530	20	10,030
	台南.....	Tainan.....	8	1,560
	鄰近各島.....	Nearby Islands.....	28	11,590	20	6,530
178	飼料(青草、乾草)	Fodder (Grass and Hay) 公担 Quintals	16	1,784	16	1,784
	台北.....	Taipei.....	..	48	16	1,736
	台南.....	Tainan.....
	鄰近各島.....	Nearby Islands	16	1,736	..	48
179	醬 油 及 醬	Soy and Sauce 公担 Quintals	474	101,260	474	101,260
	台北.....	Taipei	6	1,257	449	96,215
	台南.....	Tainan.....	19	3,788
	鄰近各島.....	Nearby Islands.....	468	100,003	6	1,257
180	粉 絲、通 心 粉	Vermicelli and Macaroni 公担 Quintals	269	64,320	269	64,320
	台北.....	Taipei	4	2,000	265	62,320
	台南.....	Tainan.....
	鄰近各島.....	Nearby Islands	265	62,320	4	2,000
181	味 精 粉	Gourmet Powder 公斤 Kilogrs.	142	11,820	142	11,820
	台北.....	Taipei	70	4,620	72	7,200
	台南.....	Tainan.....
	鄰近各島.....	Nearby Islands	72	7,200	70	4,620
182	未列名植物產品	Vegetable Products, n.o.r. 公斤 Kilogrs	75,310	125,495	75,310	125,495
	台北.....	Taipei	32,124	80,615	42,986	44,760
	台南.....	Tainan.....	200	120
	鄰近各島.....	Nearby Islands.....	43,186	44,880	32,124	80,615

國內貿易：往來各口岸及隣近各島之國貨統計

(其由鐵路、公路、及飛機運輸者不包括在內)

Domestic Trade: Movements of Chinese Produce between Ports (and also nearby Islands) (excluding Movements by Rail, Road, and Aeroplane)

四十年一月至十二月 Jan.—Dec. 1951.

號別 No.			進 口 Imports.		出 口 Exports.	
			數 量 Quantity	價值：新台幣 Value:N.T.\$	數 量 Quantity	價值：新台幣 Value:N.T.\$
183	整 根 竹	Bamboo 公担 Quintals	258	13,670	258	13,670
	台北.....	Taipei	258	13,670
	台南.....	Tainan.....
	鄰近各島.....	Nearby Islands	258	13,670
184	竹 筴、竹 葉 等	Bamboo, Split, Leaf, etc 公担 Quintals	50	18,637	50	18,637
	台北.....	Taipei	34	15,185	16	3,452
	台南.....	Tainan.....
	鄰近各島.....	Nearby Islands	16	3,452	34	15,185
185	未 列 名 竹 製 品	Bamboo Manufactures, n.o.r. 公担 Quintals	53	38,179	53	38,179
	台北.....	Taipei	24	30,269	26	7,480
	台南.....	Tainan.....	3	430
	鄰近各島.....	Nearby Islands.....	29	7,910	24	30,269
186	炭	Charcoal 公担 Quintals	72	2,880	72	2,880
	台北.....	Taipei	72	2,880
	台南.....	Tainan.....
	鄰近各島.....	Nearby Islands	72	2,880
187	煤	Coal 公噸 Metric tons	462	30,015	462	30,015
	台北.....	Taipei	262	19,305
	台南.....	Tainan.....	200	10,710
	鄰近各島.....	Nearby Islands	462	30,015
189	柴	Firewood 公担 Quintals	562	5,694	562	5,694
	台北.....	Taipei	562	5,694
	台南.....	Tainan.....
	鄰近各島.....	Nearby Islands	562	5,694
190	藤皮、藤片、藤條 (藤心在內)	Rattan Skin or Peel, Split, and Whole (incl. Core) 公担 Quintals	157	31,924	157	31,924
	台北.....	Taipei	157	31,924
	台南.....	Tainan.....
	鄰近各島.....	Nearby Islands	157	31,924
193	輕 木 材	Timber, Softwood 公担 Quintals	11,546	1,987,919	11,546	1,987,919
	台北.....	Taipei	11,546	1,987,919
	台南.....	Tainan.....
	鄰近各島.....	Nearby Islands.....	11,546	1,987,919

國內貿易：往來各口岸及鄰近各島之國貨統計

(其由鐵路、公路、及飛機運輸者不包括在內)

Domestic Trade: Movements of Chinese Produce between Ports (and also nearby Islands) (excluding Movements by Rail, Road, and Aeroplane)

四十年一月至十二月 Jan.—Dec. 1951.

號 列 No.			進 口 Imports.		出 口 Exports.	
			數 量 Quantity	價值：新台幣 Value:N.T.\$	數 量 Quantity	價值：新台幣 Value:N.T.\$
194	樁、柱、舵、樑(輕木 柱距其大端 1.5 公 尺處之圓徑過 1.1 公尺者不在內)	Piles, Poles and Joists (not incl. Softwood Poles exceeding 1.1 m. in circumference at 1.5m. from the Large end) 根 Pieces	47,169	897,416	47,169	897,416
	台北.....	Taipei	47,169	897,416
	台南.....	Tainan.....
	鄰近各島.....	Nearby Islands.....	47,169	897,416
197	未 列 名 木	Wood, n.o.r. 公担 Quintals	165	19,555	165	19,555
	台北.....	Taipei	64	17,805	101	1,750
	台南.....	Tainan.....
	鄰近各島.....	Nearby Islands.....	101	1,750	64	17,805
198	未列名木製傢具及 木器	Wood Furniture and Woodware, n.o.r. 公担 Quintals	12	10,723	12	10,723
	台北.....	Taipei	5	7,773	7	2,950
	台南.....	Tainan.....
	鄰近各島.....	Nearby Islands.....	7	2,950	5	7,773
199	上 等 紙	Paper, 1st Quality 公担 Quintals	1,744	1,515,700	1,744	1,515,700
	台北.....	Taipei	1,481	1,415,409	210	93,191
	台南.....	Tainan.....	53	7,100
	鄰近各島.....	Nearby Islands.....	263	100,291	1,481	1,415,409
202	紙箔(冥幣在內)	Paper, Joss (incl. Joss-Paper Dollars) 公担 Quintals	66	32,670	66	32,670
	台北.....	Taipei	66	32,670
	台南.....	Tainan.....
	鄰近各島.....	Nearby Islands.....	66	32,670
203	未列名紙及紙製品	Paper and Paper Manufactures, n.o.r. 公担 Quintals	38	30,930	38	30,930
	台北.....	Taipei	22	22,335	16	8,595
	台南.....	Tainan.....
	鄰近各島.....	Nearby Islands.....	16	8,595	22	22,335
208	棉 花	Cotton, Raw 公担 Quintals	40	38,950	40	38,950
	台北.....	Taipei	40	38,950
	台南.....	Tainan.....
	鄰近各島.....	Nearby Islands.....	40	38,950
214	苧 麻	Ramie 公担 Quintals	38	49,320	38	49,320
	台北.....	Taipei	37	49,020
	台南.....	Tainan.....	1	300
	鄰近各島.....	Nearby Islands.....	38	49,320

國內貿易：往來各口岸及隣近各島之國貨統計

(其由鐵路、公路及飛機運輸者不包括在內)

Domestic Trade: Movements of Chinese Produce between Ports (and also nearby Islands) (excluding Movements by Rail, Road, and Aeroplane)

四十年一月至十二月 Jan.—Dec. 1951.

號列 No.			進 口 Imports.		出 口 Exports.	
			數 量 Quantity	價值：新台幣 Value:N.T.\$	數 量 Quantity	價值：新台幣 Value:N.T.\$
230	未列名紡織纖維	Textile Fibres, n.o.r. 公斤 Kilogrs.	7,370	32,830	7,370	32,830
	台北.....	Taipei	350	2,800	7,020	30,030
	台南.....	Tainan.....
	隣近各島.....	Nearby Islands	7,020	30,030	350	2,800
231	繩 索	Cordage and Twine 公担 Quintals	12	1,084	12	1,084
	台北.....	Taipei	11	684
	台南.....	Tainan.....	1	400
	隣近各島.....	Nearby Isjandt	12	1,084
232	棉線短襪、長襪	Cotton Socks and Stockings 打 Dozens	411	24,339	411	24,339
	台北.....	Taipei	267	16,219	84	6,620
	台南.....	Tainan.....	60	1,500
	隣近各島.....	Nearby Islands.....	144	8,120	267	16,219
233	棉 紗	Cotton Yarn 公担 Quintals	3	5,475	3	5,475
	台北.....	Taipei	3	5,475
	台南.....	Tainan.....
	隣近各島.....	Nearby Islaeds	3	5,475
239	未列名紗、線	Yarn and Thread, n.o.r. 公斤 Kilogrs.	1,041	9,964	1,041	9,964
	台北.....	Taipei	453	6,094	568	3,300
	台南.....	Tainan.....	20	570
	隣近各島.....	Nearby Islands	588	3,870	453	6,094
240	粗細斜紋布	Cotton Drills and Jeans 公担 Quintals	4	11,400	4	11,400
	台北.....	Taipei	4	11,400
	台南.....	Tainan.....
	隣近各島.....	Nearby Islands	4	11,400
243	未列名棉布	Cotton Pieces Goods, n.o.r. 公担 Quintals	38	206,480	38	206,480
	台北.....	Taipei	6	40,200	31	164,600
	台南.....	Tainan.....	1	1,680
	隣近各島.....	Nearby Islands	32	166,280	6	40,200
246	蠶絲綢緞	Silk Piece Goods, Natural 公斤 Kilogrs	15	1,511	15	1,511
	台北.....	Taipei.....	15	1,511
	台南.....	Tainan.....
	隣近各島.....	Nearby Islands.....	15	1,511

國內貿易：往來各口岸及鄰近各島之國貨統計

(其由鐵路、公路、及飛機運輸者不包括在內)

Domestic Trade: Movements of Chinese Produce between Ports (and also nearby Islands) (excluding Movements by Rail, Road, and Aeroplane)

四十年一月至十二月 -Jan.-Dec. 1951.

號 列 No.			進 口 Imports.		出 口 Exports.	
			數 量 Quantity	價值：新台幣 Value:N.T.\$	數 量 Quantity	價值：新台幣 Value:N.T.\$
247	人 造 絲 綢 緞	Silk Piece Goods, Artificial 公斤 Kilogrs	25	1,890	25	1,890
	台北.....	Taipei.....	25	1,890
	台南.....	Tainan.....
	隣近各島.....	Nearby Islands.....	25	1,890
248	蠶絲人造絲交織綢緞	Silk Piece Goods, Natural and Artificial (Mixture) 公斤 kilograms.	160	47,053	160	47,053
	台北.....	Taipei.....	160	47,053
	台南.....	Tainan.....
	隣近各島.....	Nearby Islands.....	160	47,053
254	棉 毯 線 毯	Blankets and Counterpanes, Cotton 公担 Quintals	3	7,336	3	7,336
	台北.....	Taipei.....	3	7,336
	台南.....	Tainan.....
	隣近各島.....	Nearby Islands.....	3	7,336
255	罌 蔴 袋	Gunny Bags 公担 Quintals	13	4,700	13	4,700
	台北.....	Taipei.....	13	4,700
	台南.....	Tainan.....
	鄰近各島.....	Nearby Islands.....	13	4,700
256	毛 巾	Towels 公担 Quintals	10	60,662	10	60,662
	台北.....	Taipei.....	9	53,732
	台南.....	Tainan.....	1	6,930
	隣近各島.....	Nearby Islands.....	1	6,930	9	53,732
258	橡 皮 靴 、 鞋	Boots and Shoes, India-rubber 雙 Pairs	1,968	41,326	1,968	41,326
	台北.....	Taipei.....	1,968	41,326
	台南.....	Tainan.....
	隣近各島.....	Nearby Islands.....	1,968	41,326
259	皮 靴 、 鞋	Boots and Shoes, Leather 雙 Pairs	485	5,805	485	5,805
	台北.....	Taipei.....	485	5,805
	台南.....	Tainan.....
	隣近各島.....	Nearby Islands.....	485	5,805
261	未列名短襪、長襪	Socks and Stockings, n.o.r. 打 Dozens	90	5,450	90	5,450
	台北.....	Taipei.....	90	5,450
	台南.....	Tainan.....
	隣近各島.....	Nearby Islands.....	90	5,450

國內貿易：往來各口岸及隣近各島之國貨統計

(其由鐵路、公路、及飛機運輸者不包括在內)

Domestic Trade: Movements of Chinese Produce between Ports (and also nearby Islands) (excluding Movements by Rail, Road, and Aeroplane)

四十年一月至十二月 Jan.—Dec. 1951.

號列 No.			進 口 Imports.		出 口 Exports.	
			數 量 Quantity	價值：新台幣 Value:N.T.\$	數 量 Quantity	價值：新台幣 Value:N.T.\$
262	手帕 (除絲製者)	Handkerchiefs, other than Silk 打 Dozens	1,728	34,764	1,728	34,764
	台北.....	Taipei	1,728	34,764
	台南.....	Tainan.....
	隣近各島.....	Nearby Islands.....	1,728	34,764
263	未列名衣服及衣着 零件	Clothing and Articles of Per- sonal Wear, n.o.r. 公斤 Kilogrs	915	115,768	915	115,768
	台北.....	Taipei	460	36,153	225	43,815
	台南.....	Tainan.....	230	35,800
	隣近各島.....	Nearby Islands.....	455	79,615	460	36,153
266	未列名棉製品	Cotton Products, n.o.r. 公斤 Kilogrs	148	9,320	148	9,320
	台北.....	Taipei	148	9,320
	台南.....	Tainan.....
	隣近各島.....	Nearby Islands.....	148	9,320
267	未列名絲製品	Silk Products, n.o.r. 公斤 Kilogrs.	6	300	6	300
	台北.....	Taipei	6	300
	台南.....	Tainan.....
	隣近各島.....	Nearby Islands	6	300
270	未列名紡織品	Textile Products, n.o.r. 公担 Quintals	5	4,900	5	4,900
	台北.....	Taipei	2	1,800
	台南.....	Tainan.....	3	3,100
	隣近各島.....	Nearby Islands	5	4,900
276	未列名礦砂	Ores, n.o.r. 公担 Quintals	65,700	1,016,100	65,700	1,016,100
	台北.....	Taipei	15,000	32,100
	台南.....	Tainan.....	50,700	984,000
	隣近各島.....	Nearby Islands	65,700	1,016,100
280	黃 銅 器	Brassware 公担 Quintals	16	48,510	16	48,510
	台北.....	Taipei	15	48,180	1	330
	台南.....	Tainan.....
	隣近各島.....	Nearby Islands.....	1	330	15	48,180
284	未列名鋼鐵及其製 品	Iron (incl. steel), and Man- ufactures thereof, n.o.r. 公担 Quintals	244	71,575	244	71,575
	台北.....	Taipei	15	42,330	225	28,045
	台南.....	Tainan.....	4	1,200
	隣近各島.....	Nearby Islands.....	229	29,245	15	42,330

國內貿易：往來各口岸及鄰近各島之國貨統計

(其由鐵路、公路、及飛機運輸者不包括在內)

Domestic Trade: Movements of Chinese Produce between Ports (and also nearby Islands) (excluding Movements by Rail, Road, and Aeroplane)

四十年一月至十二月 Jan.—Dec. 1951.

號 列 No.			進 口 Imports.		出 口 Exports.	
			數 量 Quantity	價值：新台幣 Value:N.T.\$	數 量 Quantity	價值：新台幣 Value:N.T.\$
288	錫 錠、塊	Tin Ingots and Slabs 公担 Quintals	7	19,440	7	19,440
	台北.....	Taipei.....	7	19,440
	台南.....	Tainan.....
	附近各島.....	Nearby Islands.....	7	19,440
289	未列名金屬及金屬 製品	Metals and Metallic Products, n.o.r. 公担 Quintals	159	383,335	159	383,335
	台北.....	Taipei.....	20	4,400	120	337,648
	台南.....	Tainan.....	19	41,287
	附近各島.....	Nearby Islands.....	139	378,935	20	4,400
290	普通窗玻璃白片	Glass, Window, Common, Unsilvered 十方公尺 10 sq metres	120	22,220	120	22,220
	台北.....	Taipei.....	115	21,000	5	1,220
	台南.....	Tainan.....
	附近各島.....	Nearby Islands.....	5	1,220	115	21,000
291	未列名玻璃、玻璃 器、及料器	Glass and Glass or Vitrified Ware, n.o.r. 公担 Quintals	11	3,530	11	3,530
	台北.....	Taipei.....	7	2,730	..	400
	台南.....	Tainan.....	4	400
	附近各島.....	Nearby Islands.....	..	400	11	3,130
292	磚、瓦(鋪地磁磚 及火磚在內)	Bricks and Tiles (incl. Floor Tiles and Firebricks) 公担 Quintals	133	2,360	133	2,360
	台北.....	Taipei.....	3	260	130	2,100
	台南.....	Tainan.....
	附近各島.....	Nearby Islands.....	130	2,100	3	260
293	水 泥	Cement (Hydraulic, as Portland) 公担 Quintals	4,669	114,619	4,669	114,619
	台北.....	Taipei.....	49	1,300	4,435	109,878
	台南.....	Tainan.....	185	3,441
	附近各島.....	Nearby Islands.....	4,620	113,319	49	1,300
295	細 磁 器	Chinaware, Fine 公担 Quintals	4,200	623,348	4,200	623,348
	台北.....	Taipei.....	4,116	603,568	84	19,780
	台南.....	Tainan.....
	附近各島.....	Nearby Islands.....	84	19,780	4,116	603,568
296	瓦 器、陶 器	Pottery and Earthen-ware 公担 Quintals	..	80	..	80
	台北.....	Taipei.....	..	80
	台南.....	Tainan.....
	附近各島.....	Nearby Islands.....	80

國內貿易：往來各口岸及隣近各島之國貨統計

(其由鐵路、公路、及飛機運輸者不包括在內)

Domestic Trade: Movements of Chinese Produce between Ports (and also nearby Islands) (excluding Movements by Rail, Road, and Aeroplane)

四十年一月至十二月 Jan.-Dec. 1951.

號列 No.			進 口 Imports.		出 口 Exports.	
			量 數 Quantity	價值：新台幣 Value:N.T.\$	數 量 Quantity	價值：新台幣 Value:N.T.\$
297	搪 磁 器	Enamelled Ironware 公担 Quintals	..	1,800	..	1,800
	台北.....	Taipei	1,800
	台南.....	Tainan.....
	隣近各島.....	Nearby Islands	1,800
298	未列名泥土、砂、 石、及其製品	Earth, Sand, and Stone, and Manufactures thereof n.o.r. 公担 Quintals	226	26,344	226	26,344
	台北.....	Taipei	226	25,944	..	400
	台南.....	Tainan.....
	隣近各島.....	Nearby Islands	400	226	25,944
299	明 礬	Alum, White 公担 Quintals	233	34,544	233	34,544
	台北.....	Taipei	233	34,544
	台南.....	Tainan.....
	隣近各島.....	Nearby Islands	233	34,544
300	中 國 墨	Ink, Chinese 公斤 Kilogrs	290	2,120	290	2,120
	台北.....	Taipei	290	2,120
	台南.....	Tainan.....
	隣近各島.....	Nearby Islands	290	2,120
301	家用及洗衣肥皂	Soap, Household and Lanudry 公担 Quintals	296	156,183	296	156,183
	台北.....	Taipei	164	71,820	120	75,503
	台南.....	Tainan.....	12	8,860
	隣近各島.....	Nearby Islands	132	84,363	164	71,820
303	碱	Soda 公担 Quintals	53	9,150	53	9,150
	台北.....	Taipei	47	6,750	6	2,400
	台南.....	Tainan.....
	隣近各島.....	Nearby Islands	6	2,400	47	6,750
305	化 學 藥 劑	Medicinal Preparations, Chemical 公斤 Kilogrs.	1,238	3,333	1,238	3,333
	台北.....	Taipei	13	413	1,210	2,800
	台南.....	Tainan.....	15	120
	隣近各島.....	Nearby Islands.....	1,225	2,920	13	413
306	香 水、脂 粉	Perfumery and Cosmetics 公斤 Kilogrs.	1,327	32,364	1,327	32,364
	台北.....	Taipei	1,327	32,364
	台南.....	Tainan.....
	隣近各島.....	Nearby Islands.....	1,327	32,364

國內貿易：往來各口岸及隣近各島之國貨統計

(其由鐵路、公路、及飛機運輸者不包括在內)

Domestic Trade: Movements of Chinese Produce between Ports (and also nearby Islands) (excluding Movements by Rail, Road, and Aeroplane)

四十年一月至十二月 Jan.—Dec. 1951.

統 列 No.			進 口 Imports.		出 口 Exports.	
			數 量 Quantity	價值：新台幣 Value; N.T.\$	數 量 Quantity	價值：新台幣 Value; N.T.\$
307	鹽	Salt 公担 Quintals	8,513	429,692	8,513	429,692
	台北.....	Taipei	7,743	411,032
	台南.....	Tainan.....	770	18,660
	隣近各島.....	Nearby Islands.....	8,513	429,692
309	未列名化學品、化學產品	Chemicals and Chemical Compound, n.o.r. 公担 Quintals	260	34,098	260	34,098
	台北.....	Taipei	13	4,038	171	20,220
	台南.....	Tainan.....	76	9,840
	隣近各島.....	Nearby Islands.....	247	30,060	13	4,038
315	蠟 燭	Candles 公担 Quintals	19	17,777	19	17,777
	台北.....	Taipei	19	17,777
	台南.....	Tainan.....
	隣近各島.....	Nearby Islands.....	19	17,777
318	草 帽	Hats, Straw 項 Pieces	1,772	11,490	1,772	11,490
	台北.....	Taipei	1,772	11,490
	台南.....	Tainan.....
	隣近各島.....	Nearby Islands.....	1,772	11,490
320	蜜餞、糖菓、糖食	Confectionery, Preserves, and Sweetmeats 公担 Quintals	257	168,204	257	168,204
	台北.....	Taipei	5	5,450	227	156,048
	台南.....	Tainan.....	25	6,706
	隣近各島.....	Nearby Islands.....	252	162,754	5	5,450
321	容器及包裝用品	Containers and Packing Requisites 公担 Quintals	28	4,290	28	4,290
	台北.....	Taipei	16	2,910
	台南.....	Tainan.....	12	1,380
	隣近各島.....	Nearby Islands.....	28	4,290
323	扇	Fans 公斤 Kilogr.	30	100	30	100
	台北.....	Taipei
	台南.....	Tainan.....	30	100
	隣近各島.....	Nearby Islands.....	30	100
324	爆竹、焰火	Fire-crackers and Fire-works 公担 Quintals	62	23,780	62	23,780
	台北.....	Taipei	54	10,700	8	13,080
	台南.....	Tainan.....
	隣近各島.....	Nearby Islands.....	8	13,080	54	10,700

國內貿易：往來各口岸及鄰近各島之國貨統計

(其由鐵路、公路、及飛機運輸者不包括在內)

Domestic Trade: Movements of Chinese Produce between Ports (and also nearby Islands) (excluding Movements by Rail, Road, and Aeroplane)

四十年一月至十二月 Jan.-Dec. 1941.

號列 No.			進 口 Imports.		出 口 Exports.	
			數 量 Quantity	價值：新台幣 Value:N.T.\$	數 量 Quantity	價值：新台幣 Value:N.T.\$
326	神 香	Joss Sticks 公担 Quintals	76	21,260	76	21,260
	台北.....	Taipei	71	20,260
	台南.....	Tainan.....	5	1,000
	隣近各島.....	Nearby Islands	76	21,260
327	紙 傘	Kirtysols 柄 Pieces	32,633	98,476	32,633	98,476
	台北.....	Taipei	32,633	98,476
	台南.....	Tainan.....
	隣近各島.....	Nearby Islands.....	32,633	98,476
329	火柴(含白磷或黃 磷之火柴不在內)	Matches (not incl. those con- taining White or Yellow Phosphorus) 羅 Gross	19,090	94,536	19,090	94,536
	台北.....	Taipei	16,440	84,036
	台南.....	Tainan.....	2,650	10,500
	隣近各島.....	Nearby Islands	19,090	94,536
330	蓆	Mats 公担 Quintals	51	20,358	51	20,358
	台北.....	Taipei	14	9,000	37	11,358
	台南.....	Tainan.....
	隣近各島.....	Nearby Islands.....	37	11,358	14	9,000
335	未列名礦質油及其 製成物	Mineral Oils and their deriva- tives. n.o.r. 公斤 Kilogrs.	352,532	448,988	352,532	448,988
	台北.....	Taipei	352,532	448,988
	台南.....	Tainan.....
	隣近各島.....	Nearby Islands.....	352,532	448,988
339	電燈及電燈器(電 燈泡在內)	Electric Lamps and Lampware (including Bulbs) 公斤 Kilogrs.	10	2,000	10	2,000
	台北.....	Taipei	10	2,000
	台南.....	Tainan.....
	隣近各島.....	Nearby Islands	10	2,000
340	未列名電氣材料、 配件、及器具	Electrical Materials, Fittings, and Appliances, n.o.r. 公斤 Kilogrs.	967	9,300	967	9,300
	台北.....	Taipei	967	9,300
	台南.....	Tainan.....
	隣近各島.....	Nearby Islands.....	967	9,300
347	未列名蘇皮器	Leatherware, n.o.r. 公斤 Kilogrs.	42	2,150	42	2,150
	台北.....	Taipei	42	2,150
	台南.....	Tainan.....
	隣近各島.....	Nearby Islands.....	42	2,150

國內貿易：往來各口岸及鄰近各島之國貨統計

(其由鐵路、公路、及飛機運輸者不包括在內)

Domestic Trade: Movements of Chinese Produce between Ports (and also nearby Islands) (excluding movements by Rail, Road, and Aeroplane)

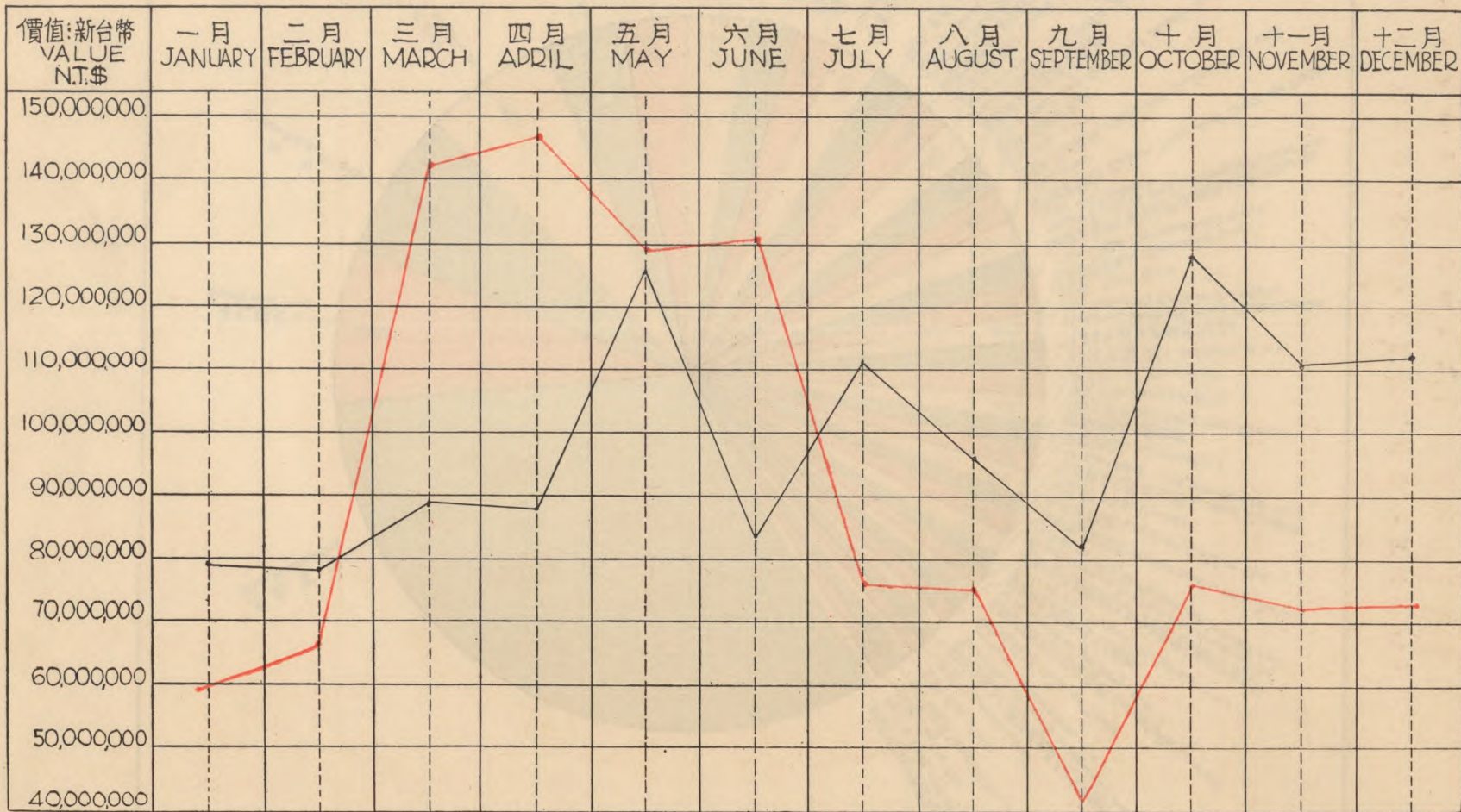
四十年一月至十二月 Jan.-Dec. 1951.

號列 No.			進 口 Imports.		出 口 Exports.	
			數 量 Quantity	價值：新台幣 Value:N.T.\$	數 量 Quantity	價值：新台幣 Value:N.T.\$
348	機器及其零件	Machinery and parts 公担 Quintals	21	21,700	21	21,700
	台北.....	Taipei	15	15,000	5	5,600
	台南.....	Tainan.....	1	1,100
	鄰近各島.....	Nearby Islands.....	6	6,700	15	15,000
349	未列名文具	Stationery, n.o.r. 公担 Quintals	146	73,476	146	73,476
	台北.....	Taipei	5	14,732	138	57,344
	台南.....	Tainan.....	3	1,400
	鄰近各島.....	Nearby Islands.....	141	58,744	5	14,732
350	未列名化粧品	Toilet Requisites, n.o.r. 公斤 Kilogrs.	6,074	100,192	6,074	100,192
	台北.....	Taipei	2,054	26,880	3,990	70,848
	台南.....	Tainan.....	30	2,464
	鄰近各島.....	Nearby Islands.....	4,020	73,312	2,054	26,880
352	未列名橡皮貨品	India-rubber Goods, n.o.r. 公斤 Kilogrs.	26	1,500	26	1,500
	台北.....	Taipei	26	1,500
	台南.....	Tainan.....
	鄰近各島.....	Nearby Islands	26	1,500
356	未列名雜貨	Sundries, n.o.r. 公斤 Kilogrs.	379,013	251,193	379,013	215,193
	台北.....	Taipei	6,515	57,522	371,928	192,411
	台南.....	Tainan.....	570	1,260
	鄰近各島.....	Nearby Islands.....	372,498	193,671	6,515	57,522
	共.....	Total.....		19,859,219		19,859,219

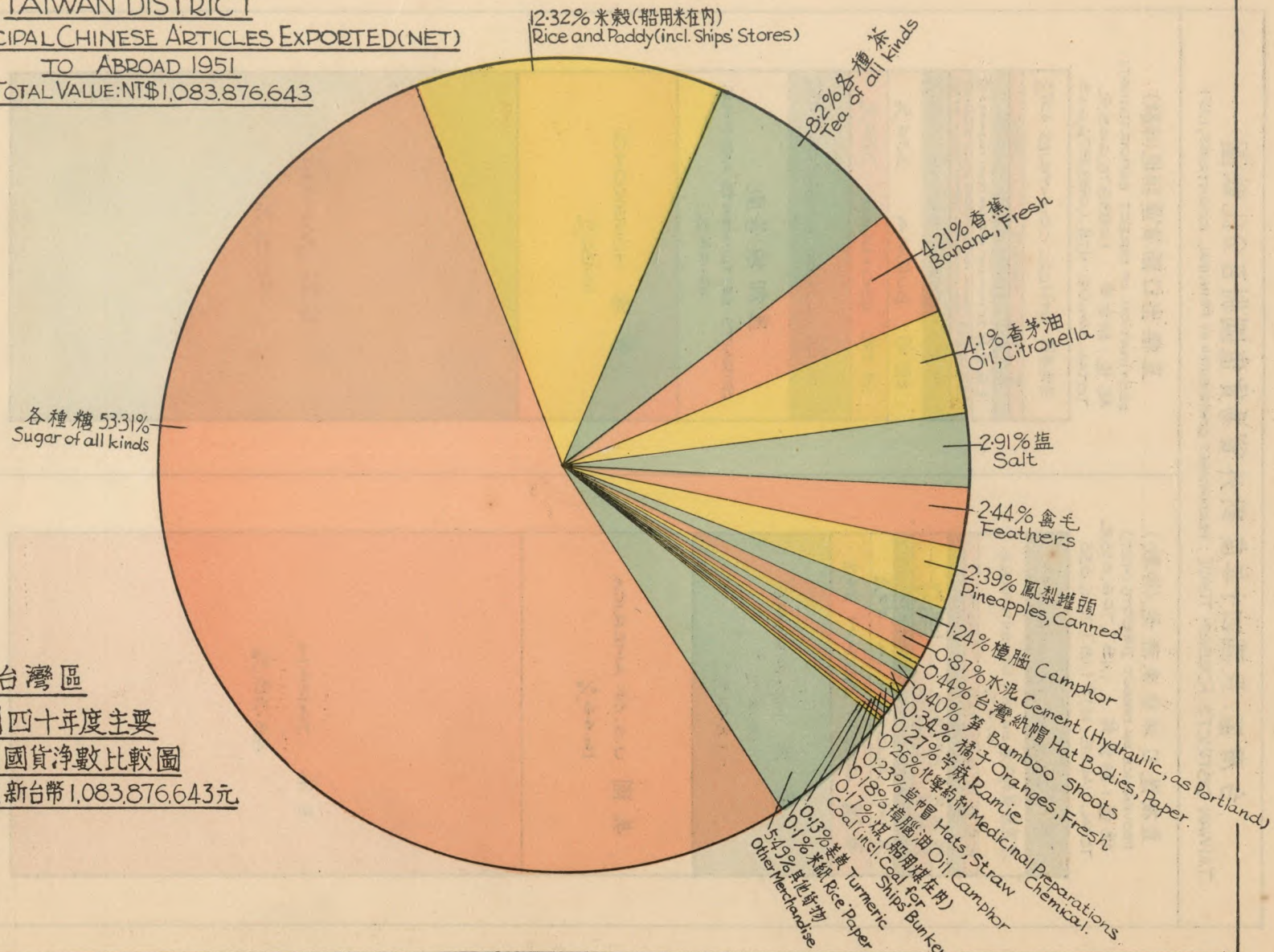
台灣區：民國四十年度進出口貨物價值比較圖

TAIWAN DISTRICT: IMPORTS FROM AND EXPORTS TO FOREIGN COUNTRIES: VALUE OF MERCHANDISE, 1951

洋貨進口價值 ———— TRADE VALUE OF IMPORTS FROM FOREIGN COUNTRIES
 國貨出口價值 ———— TRADE VALUE OF EXPORTS TO FOREIGN COUNTRIES



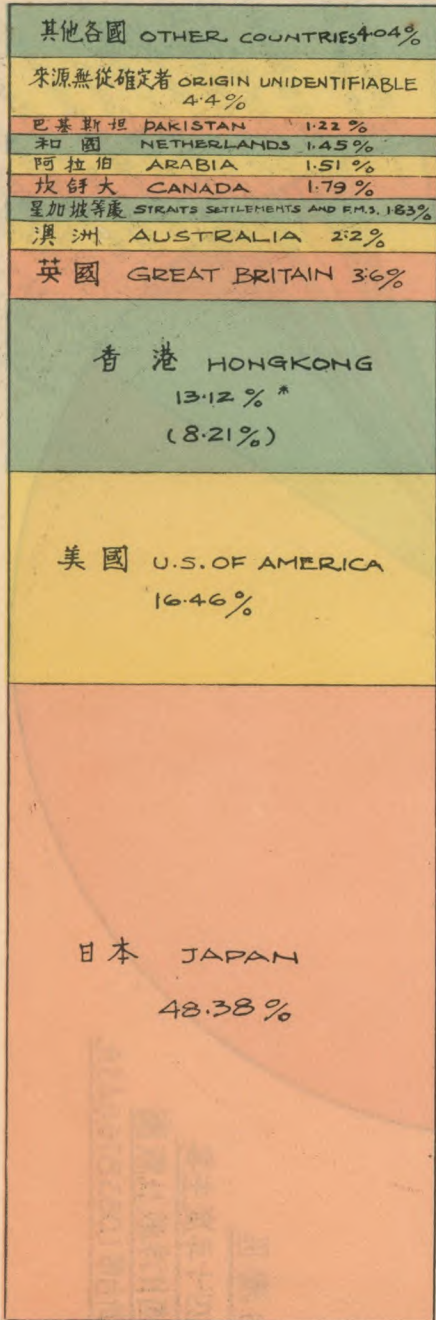
TAIWAN DISTRICT
PRINCIPAL CHINESE ARTICLES EXPORTED (NET)
TO ABROAD 1951
TOTAL VALUE: NT\$1,083,876,643



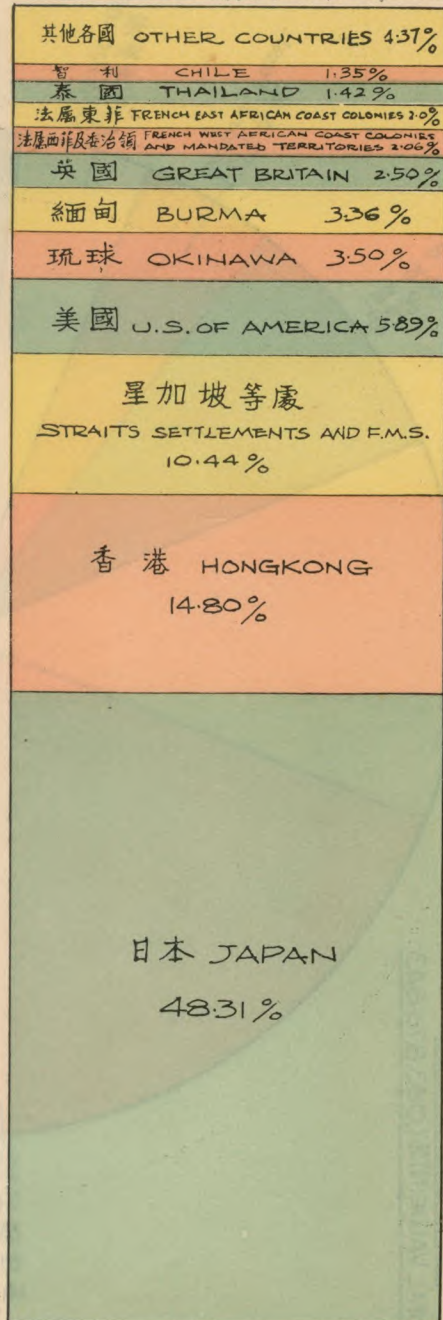
台灣區
 民國四十年主要
 出口國貨淨數比較圖
 總值新台幣1,083,876,643元

台灣區：民國四十年度對外貿易貨值國別百分比比較圖
 TAIWAN DISTRICT'S FOREIGN TRADE: PERCENTAGES CONTRIBUTED BY PRINCIPAL COUNTRIES, 1951

直接進口洋貨來源地(淨數)
 PROVENANCE OF DIRECT IMPORTS (NET)
 總值：新台幣：1,187,706,055元
 TOTAL VALUE: NT.\$ 1,187,706,055



直接出口國貨運銷地(淨數)
 DESTINATION OF DIRECT EXPORTS (NET)
 總值：新台幣：1,083,876,643元
 TOTAL VALUE: NT.\$ 1,083,876,643.



*經由香港進口之國貨按查係予視為洋貨其價值百分比(括弧內數字)已包括在內

* INCLUDING VALUE PERCENTAGE (IN BRACKETS) OF CHINESE GOODS IMPORTED FROM HONGKONG AND TREATED AS FOREIGN GOODS ON ENTRY INTO TAIWAN

中華民國(台灣區)四十年進出口貿易統計年刊
THE TRADE OF CHINA (TAIWAN), 1952.

勘 誤 表
CORRECTIONS.

頁 數 Page	有 關 項 目 Reference	誤 For	正 Read
78	統計號列第356號：出口價值 Returns No. 356: Value of Exports	215,193	251,193

增 補 表
ADDITIONS.

頁 數 Page	統計號列 Returns No.	繼“輸入口岸”後 After “Port of Entry,”	增列 add			
			卅九年 1950.		四十年 1951.	
			數 量 Quantity	價 值： 新台幣 Value： N.T.\$	數 量 Quantity	價 值： 新台幣 Value： N.T.\$
38	172	復往外洋 Re-exported Abroad	350	3,950