

目 錄

CONTENTS

	頁 數
編製說明.....	Page.
編製說明.....	iv, v
外匯折合率.....	vi, vii
對外貿易統計表	
STATISTICAL TABLES OF FOREIGN TRADE.	
第一表 進出口貨物價值比較表	1—2
第二表 進出口金銀價值比較表.....	3
第三表 進口貨物淨值報告表(組別).....	4—5
第四表 出口貨物淨值報告表(組別).....	6—7
第五表 進口貨物淨值報告表(國別與關別).....	8—10
第六表 出口貨物淨值報告表(國別與關別).....	11—13
第七表 進出口貨物價值報告表(國別).....	14—15
第八表 進出口貨物價值報告表(關別).....	16
第九表 進口貨物數量與淨值報告表(貨別).....	17—38
(附主要進口貨物類編).....	39—80
第十表 出口貨物數量與淨值報告表(貨別).....	81—87
(附主要出口貨物類編).....	88—97
第十一表甲—乙 進出口金銀數量與價值報告表(國別).....	98
第十二表甲—乙 進出口金銀數量與價值報告表(關別).....	99
第十三表 往來外洋進出口商船報告表(關別).....	100
第十四表 往來外洋進出口商船報告表(旗別).....	100

統計圖目錄

LIST OF CHARTS

	圖 號
民國四十一年度進出口貨物價值比較圖.....	Chart No.
民國四十一年度進出口貨物價值比較圖.....	1. Imports from and Exports to Foreign Countries: Value of Merchandise, 1952.
民國四十一年度主要進口洋貨淨數比較圖.....	2. Principal Articles Imported (Net) from Abroad, 1952.
民國四十一年度主要出口國貨淨數比較圖.....	3. Principal Chinese Articles Exported (Net) to Abroad, 1952.
民國四十一年度對外貿易貨值國別百分比比較圖.....	4. Foreign Trade: Percentages contributed by Principal Countries, 1952.

編製說明

一、海關所編貿易統計，現係由總稅務司署統計科在基隆集中編製，所有台灣區各關所收進出口各項統計報單，悉數送交該科，以備編製之用。

二、貿易統計分類辦法及範圍：海關出版各項中外貿易統計刊物所列統計表，其中商品之分類，悉依照「進出口稅則分類須知」辦理。其進口貨物統計中，並不包括下列各項進口貨物：（一）外國駐華大使館，公使館及領事館免稅物品，（二）進口旅客所帶自用物品及包裹，但其中如有應稅物品，仍予按照類別，列入統計，（三）存入關棧之貨物，（四）奉政府令准免稅之慈善機關物品，（五）美國共同安全總署進口美援物資；賠償物資及退還物資。出口貿易統計中，亦不包括下列各項出口貨物：（一）出口旅客所帶自用物品及包裹，（二）出關棧運往外洋之貨物。

(iv)

三、編製方法：進口貨物，須俟海關一切手續，辦理完竣，經開放行後，始予列入統計，並不於其抵達中國或存入關棧之後，即予列入。存入關棧之貨物，須俟其提出關棧報運進口後，始予列入。出口貨物確已裝船後，始認為業經出口，而列入統計。

四、價值：本刊所列進出口貨物價值，係按新台幣計算，編製統計所用貨值，進口貨係起岸價格，出口貨係離岸價格。

五、原產國別及運銷國別：洋貨統計數字，係按原產國別分列，而各貨之原產國別或來源地，則係根據進口商所呈報及以領事簽證貨單與其他文件所證明者為準，出口國貨係根據出口商所呈報之運銷地分列，其運銷地有數處得隨時變更者，則以首列之運銷地為準。

六、金銀及貨幣：進出口金銀貨幣，另表分列，並不包括於普通商品表總數之內。

七、郵包：郵包寄遞之進出口貨物，係按照統計號列，載入普通商品統計表內。

關於進出口貨物數量及淨值，除以第九第十兩表詳列外，茲並將主要進出口貨物，按來源地或運銷國別及輸入或輸出口岸細予分析，分別附表詳列，並按照聯合國統計局編製之「國際貿易標準分類」增列標準分類號列，以供參考及比較之用。

統計表內所列數字前有減號（一）者，該項數字係表明復出口多於進口之數或復進口多於出口之數。

INTRODUCTORY NOTES

All statistical information in regard to China's trade as controlled by the Customs is now compiled at Keelung, Taiwan, at the Statistical Department of the Inspectorate General of Customs, which received the Statistical Copies of all Customs declaration forms for Imports, Exports, etc., from the various Customs districts in Taiwan.

CLASSIFICATION AND SCOPE OF RETURNS

The tables as given in this publication are arranged in accordance with the classification of articles in the "Guides to the Import and Export Tariffs and Classification of Returns".

The following classes of goods arriving in this country are NOT INCLUDED IN THE IMPORT STATISTICS: (a) Commodities passed duty free for Embassies, Legations and Consulates; (b) Personal effects and parcels brought in by passengers for private use, with the exception of any dutiable contents thereof, which are included under the statistical classification concerned; (c) Commodities entered into Bond (N. B.- Included as Imports if ultimately withdrawn from Bond for import); (d) Supplies imported by charitable organisations and passed free of duty by special order of the Government; (e) M. S. A. Supplies, Reparation Goods and Returned Goods.

The following classes of commodities leaving this country are NOT INCLUDED IN THE EXPORT STATISTICS: (a) Personal effects and parcels taken by passengers for private use; (b) Shipments abroad ex Bond.

METHOD OF COMPILING

IMPORTS are recorded in the statistics only upon completion of all Customs formalities and release, and therefore not on immediate arrival in the country or upon entry into Bond. BONDED merchandise is not recorded in the statistics until withdrawal for import. EXPORTS are not considered as exported until shipment has actually taken place.

VALUE: Values in this issue are expressed in New Taiwan Dollars. C.i.f. value of Imports and f.o.b. value of Exports are used for statistical purposes.

COUNTRIES OF ORIGIN AND DESTINATION: Imports are classified according to the place or country declared by the Importer and verified by the Chinese Consular Invoice and other relative documents. Exports are credited to the country of declared destination; "optional" cargo, to the country first indicated.

BULLION AND COINS: Special Treasure tables are given for imports and exports of Bullion and Coins, which are excluded from the totals in the trade tables.

PARCEL POST: Imports and Exports by Parcel Post are credited to the trade tables according to their respective statistical classification wherever possible.

With a view to affording quick reference, Tables IX and X of this issue are accompanied by an ANALYSIS OF THE PRINCIPAL IMPORTS AND EXPORTS, showing the countries of origin or destination and ports of entry or shipment, respectively. In these two tables as well as in the Analysis Tables thereto appended, SITC Group and Item Numbers as based on the STANDARD INTERNATIONAL TRADE CLASSIFICATION published by the Statistical Office of the United Nations are given.

Where figures are preceded by a minus (—) sign, they represent an EXCESS of re-exports over imports or EXCESS of reimports over exports, as the case may be, during the period concerned.

The term "n.o.r." stands for "not otherwise recorded".

外匯折合率 Rates of Foreign Exchange.

(甲) 進口

海關折算進口貨物起岸價格外幣價值所用之折合率，係按照台灣銀行每日公佈之結匯證出售價格計算。

茲將民國四十一年度是項外匯平均折合率列後：

美元一元折合新台幣一五·六五元
英幣一鎊折合新台幣四〇·〇七元
港幣一元折合新台幣二·五二元
坡圓一元折合新台幣四·七六元

附註：美國共同安全總署進口美援物資，其貨價俱係按照美元一元折合新台幣十元三角之官價匯率計算。

(乙) 出口

出口貨值，係按照離岸價格，以新台幣計算。

如擬將是項新台幣貨值折合外幣，以供比較之用時，為期折算準確起見，擬請注意下列各點：

按照政府規定，出口貨物所得之外匯應由出口商人按下列辦法，結售與台灣銀行。

(一) 糖、米、煤、水泥及樟腦，俱係由公營事業機構報運出口，其所得外匯，係全部按照官價匯率，結售與台灣銀行。

附註：出口糖類海關估價，係按照國內之離岸價格以新台幣計算，如與該項出口糖類所得之外匯數額（按照規定匯率折合新台幣）比較時，海關估價，係屬較高，其全年平均差額約佔海關估價百分之二〇·四五八。

A. Import:

Rates of Exchange between New Taiwan Dollars and foreign currencies used by the Customs for the conversion of import c. i. f. values expressed in foreign currencies were based on the E. C. C. (Exchange Clearance Certificate) selling rates as quoted daily by the Bank of Taiwan.

Averages of the above exchange rates during the year 1952 were as follows:

U. S. \$1 = N. T. \$15.65
£ (U.K.) 1 = N. T. \$40.07
HK. \$1 = N. T. \$ 2.52
Straits \$1 = N. T. \$ 4.76

N.B. For conversion of the values of M. S. A. imports, the official rate of U. S. \$1=N. T. \$10.30 was used throughout the year.

B. Export:

Export values were assessed by the Customs on the f. o. b. basis in local currency (NT\$).

Users of these statistics who wish to convert the New Taiwan Dollar export values into foreign currencies for statistical comparison purposes are advised to take the following special circumstances into account in order to arrive at more accurate results:-

The Government rules in force in 1952 required that foreign exchange proceeds realised from export shipments abroad should be surrendered by the exporters to the Bank of Taiwan in exchange for the New Taiwan dollar equivalent according to the following scales:

(a) Sugar, Rice, Coal, Cement and Camphor (Exported by Government Concerns):

The foreign exchange proceeds were surrendered to the Bank of Taiwan in exchange for New Taiwan dollars according to the official rates of exchange between New Taiwan Dollar and foreign currencies.

N.B. The Customs values of sugar exports were assessed on the basis of its domestic f.o.b. cost in local currency and were higher than the N.T. dollar equivalents of the foreign exchange surrendered to the bank by the exporters. The difference between the Customs value and the estimated N.T. dollar outturn of the foreign exchange involved is ascertained to be 20.458% (annual average) of the Customs value.

(二)鹽：自本年一月一日起至七月三十日止，出口鹽斤所得外匯，係六成按照官價，四成按照結匯證價格，結售外匯；自七月卅一日起至十二月十八日止，係二成按照官價，八成按照結匯證價格，結售外匯；自十二月十九日起改為全部按照結匯證價格，結售外匯。

(三)茶葉：自本年一月份起至六月份止，各種茶葉出口所得外匯，係二成按照官價，八成按照結匯證價格，結售外匯。自七月份起，出口紅茶及烏龍茶所得外匯，係全部改按結匯證價格，結售外匯；至其他各種茶葉出口所得外匯，其結售辦法則仍係二成按照官價，八成按照結匯證價格。

(四)其他貨物：其他各項出口貨物，俱係二成按照官價，八成按照結匯證價格，結售外匯。

(b) Salt: From 1st January to 30th July, 60 per cent of the foreign exchange proceeds were surrendered according to the official rate of exchange; the remaining 40 per cent according to the E.C.C. rate; from 31st July up to 18th December, 20 per cent were surrendered according to the official rate, 80 per cent according to the E.C.C. rate; and from 19th December, the entire portion were surrendered according to the E.C.C. rate.

(c) Tea: For the months January to June, foreign exchange proceeds derived from shipments of all kinds of tea were surrendered 20 per cent according to the official rate and 80 per cent according to the E.C.C. rate. Beginning from July, foreign exchange proceeds derived from shipments of Black Tea were surrendered 100 per cent according to the E.C.C. rate while for shipments of other kinds of tea, the 20 per cent and 80 per cent ratio remained unchanged.

(d) Other Commodities: 20 per cent of the foreign exchange proceeds were surrendered according to the official rate and the remaining 80 per cent according to the E.C.C. rate.

茲將民國四十一年度是項外匯平均折合率列後：

	官 價	結匯證價格
美元 一元	折合新台幣一〇・二五元	新台幣一五・五五元
英 一鎊	折合新台幣二六・二四元	新台幣三九・九一元
港 幣一元	折合新台幣 一・六五元	新台幣 二・五一元
坡 圓一元	折合新台幣 三・一二元	新台幣 四・七四元

Average Exchange Rates during the year 1952 were as follows:

	Official Rate.	E.C.C. Rate.
U.S. \$1	= N. T. \$10.25	N. T. \$15.55
£ (U.K.) 1	= N. T. \$26.24	N. T. \$39.91
HK. \$1	= N. T. \$ 1.65	N. T. \$ 2.51
Straits \$1	= N. T. \$ 3.12	N. T. \$ 4.74

第一表 進出口貨物價值比較表

I.—Imports from and Exports to Foreign Countries: Value of Merchandise.

四十一年 1952.

		一月 January.	二月 February.	三月 March.	四月 April.	五月 May.	六月 June.	七月 July.
		價值 新台幣 Value N. T. \$						
進 口	IMPORTS.							
洋貨進口總值(提出 關棧之貨物在內)...	Gross Imports (including Withdrawals from Bond).....	114,499,853	100,199,624	128,872,738	139,091,139	160,802,775	129,961,695	184,407,839
復出口洋貨價值.....	Less Re-exports Abroad.....	7,708	2,441	30,885	41,031	..
洋貨進口淨值...	Net Imports	114,492,145	100,199,624	128,872,738	139,088,698	160,771,890	129,920,664	184,407,839
出 口	EXPORTS.							
國貨出口總值.....	Gross Exports.....	96,673,989	125,657,014	129,348,292	245,090,653	150,942,401	157,194,998	115,750,216
復進口國貨價值.....	Less Reimports from Abroad.....	42,055	46,390
國貨出口淨值...	Net Exports	96,631,934	125,657,014	129,348,292	245,044,263	150,942,401	157,194,998	115,750,216
進出口貨物共值...	Total Net Imports and Exports.	211,124,079	225,856,638	258,221,030	384,132,961	311,714,291	287,115,662	300,158,055
因無進口稅完納憑證 補徵進口稅之洋貨...	Foreign Goods previously Imported but Required to Pay Duty for Want of Duty-paid Proof	785,312	7,224	986,538	..	33,575	23,936	242,097
美國共同安全總署進 口物資總值.....	Gross Imports of M.S.A Supplies	113,944,287	52,326,771	55,170,059	73,323,866	143,248,616	106,502,685	43,224,754
復出口價值.....	Less Re-exports Abroad
美國共同安全總署進 口物資淨值.....	Net Imports of M.S.A. Supplies	113,944,287	52,326,771	55,170,059	73,323,866	143,248,616	106,502,685	43,224,754

第一表 進出口貨物價值比較表一續

I.—Imports from and Exports to Foreign Countries: Value of Merchandise.—continued.

四十一年 1952.

		八月 August.	九月 September.	十月 October	十一月 November	十二月 December.	四十一年 一月至十二月 Jan.-Dec. 1952	四十年 一月至十二月 Jan.-Dec. 1951	
		價值 新台幣 Value N. T. \$							
進 口	IMPORTS.								
洋貨進口總值(提出 關稅之貨物在內)...	Gross Imports (including Withdrawals from Bond).....	174 699,738	161 860 006	136,153,917	180,464,044	157,454 821	1,768 468,189	1,188,275,314	
復出口洋貨價值.....	Less Re-exports Abroad.....	81,336	3 998	800	21,981	68 163	258,343	569 259	
洋貨進口淨值...	Net Imports	174,618,402	161,856 008	136 153,117	180,442 063	157 386,658	1 768 209 846	1,187,706,055	
出 口	EXPORTS.								
國貨出口總值.....	Gross Exports.....	93,713 948	74,703 918	63,585,592	78,934 252	136 352,250	1,467,947,523	1,083,878,325	
復進口國貨價值.....	Less Reimports from Abroad.....	88,445	1,682	
國貨出口淨值...	Net Exports	93,713,948	74 703,918	63 585 592	78 934 252	136 352 250	1 467 859,078	1,083 876,643	
進出口貨物共值...	Total Net Imports and Exports..	268 332 350	236 559,926	199,738 709	259 376,315	293,738 908	3 236 068 924	2,271,582 698	
因無進口稅完納憑證 補徵進口稅之洋貨...	Foreign Goods Previously Imported but Required to Pay Duty for Want of Duty-Paid proof	163,119	1,106 827	203 936	59,104	24 028	3,635,696	19,277	
美國共同安全總署進 口物資總值.....	Gross Imports of M.S.A Supplies	52 247,784	7,146,171	14,506,949	25,275 986	77,652,563	764,570,491	499 796,903	
復出口價值.....	Less Re-exports Abroad	
美國共同安全總署進 口物資淨值.....	Net Imports of M.S.A Supplies	52 247 784	7,146 171	14,506,949	25 275,986	77,652,563	764,570,491	499,796 903	

第二表 進出口金銀價值比較表
 II.—Imports from and Exports to Foreign Countries: Value of Gold and Silver.
 四十一年 1952.

		一月 January.	二月 February.	三月 March.	四月 April.	五月 May.	六月 June.	七月 July.
		價值 新台幣 Value N.T.\$.						
進 口	IMPORTS.							
生金.....	Gold Bullion
金幣.....	,, Coins
生銀.....	Silver Bullion.....
銀幣.....	,, Coins
進口共值.....	Total Imports.....
出 口	EXPORTS.							
生金.....	Gold Bullion
金幣.....	,, Coins
生銀.....	Silver Bullion.....	413,902
銀幣.....	,, Coins
出口共值.....	Total Exports.....	413,902
進出口金銀共值...	Total Imports and Exports.....	413,902

第二表 進出口金銀價值比較表一續
 II.—Imports from and Exports to Foreign Countries: : Value of Gold and Silver. — *continued.*
 四十一年 1952.

		八月 August.	九月 September.	十月 October.	十一月 November.	十二月 December.	四十一年 一月至十二月 Jan.-Dec.1952	四十年 一月至十二月 Jan.-Dec.1951
		價值 新台幣 Value N.T.\$.						
進 口	IMPORTS.							
生金.....	Gold Bullion
金幣.....	,, Coins
生銀.....	Silver Bullion.....
銀幣.....	,, Coins
進口共值.....	Total Imports.....
出 口	EXPORTS.							
生金.....	Gold Bullion
金幣.....	,, Coins
生銀.....	Silver Bullion.....	413,902	..
銀幣.....	,, Coins	10,172,500
出口共值.....	Total Exports.....	413,902	10,172,500
進出口金銀共值...	Total Imports and Exports.....	413,902	10,172,500

進口各組

IMPORT GROUPS.

	統計號列 Returns Nos.	組 數 Group.	
本色棉布.....	1-8	I	Cotton Piece Goods, Grey.
漂白或染色, 棉布.....	9-32	II	Cotton Piece Goods, White or Dyed.
印花棉布.....	33-38	III	Cotton Piece Goods, Printed.
雜類棉布.....	39-44	IV	Cotton Piece Goods, Miscellaneous.
棉花, 棉紗, 棉線.....	45-51	V	Cotton, Raw; Cotton Yarn, and Cotton Thread.
其他棉製品.....	52-59	VI	Cotton Manufactures, Sundry.
亞麻, 苧麻, 火麻, 雞麻, 及其製品.....	60-68	VII	Flax, Ramie, Hemp, Jute, and Manufactures thereof.
毛及其製品.....	69-88	VIII	Wool and Manufactures thereof.
絲(人造絲在內)及其製品.....	89-97	IX	Silk (including Artificial Silk) and Manufactures thereof.
金屬及礦砂.....	98-144	X	Metals and Ores.
機器及工具.....	145-162	XI	Machinery and Tools.
車輛, 船艇.....	163-174	XII	Vehicles and Vessels.
雜類金屬製品.....	175-206	XIII	Miscellaneous Metal Manufactures.
魚介, 海產品.....	207-221	XIV	Fishery and Sea Products.
葷食, 罐頭食物, 日用雜貨.....	222-237	XV	Animal Products, Canned Goods, and Groceries.
雜糧及雜糧粉.....	238-244	XVI	Cereals and Flour.
菓品, 子仁, 菜蔬.....	245-254	XVII	Fruits, Seeds, and Vegetables.
藥材及香料.....	255-262	XVIII	Medicinal Substances and Spices.
糖.....	263-268	XIX	Sugar.
酒, 啤酒, 燒酒, 飲水等.....	269-279	XX	Wines, Beer, Spirits, Table Waters, etc.
菸草.....	280-284	XXI	Tobacco.
化學產品及製藥.....	285-309	XXII	Chemicals and Pharmaceuticals.
染料, 顏料, 油漆, 凡立水.....	310-332	XXIII	Dyes, Pigments, Paints, and Varnishes.
燭, 皂, 油脂, 蠟, 膠, 松香.....	333-352	XXIV	Candles, Soap, Oils, Fats, Waxes, Gums, and Resins.
書籍, 地圖, 紙, 及木造紙質.....	353-374	XXV	Books, Maps, Paper, and Wood Pulp.
生皮, 熟皮, 及其他動物產品.....	375-390	XXVI	Hides, Leather, and other Animal Substances.
木材.....	391-400	XXVII	Timber.
木, 竹, 藤, 棕, 草, 及其製品.....	401-419	XXVIII	Wood, Bamboos, Rattans, Coir, Straw, and Manufactures thereof.
煤, 燃料, 瀝青, 煤膏.....	420-423	XXIX	Coal, Fuel, Pitch and Tar.
磁器, 搪磁器, 玻璃等.....	424-433	XXX	China ware, Enamelled ware, Glass etc.
石料, 泥土, 及其製品.....	434-437	XXXI	Stone, Earth, and Manufactures thereof.
雜貨.....	438-483	XXXII	Sundry.

第三表 進口貨物淨值報告表 (組別)
 III.—Net Imports from Foreign Countries: Value of Merchandise: by Groups.

四十一年 1952.

組數 Group No.	價值新台幣 Value N. T. \$												共 Total.
	一月 January.	二月 February.	三月 March.	四月 April.	五月 May.	六月 June.	七月 July.	八月 August.	九月 September.	十月 October.	十一月 November.	十二月 December.	
I.....	55,363	267,730	6,345	3,443,958	2,574,595	2,452,980	2,832,553	3,960,102	3,960,102	213,425	2,874	2,874	15,809,925
II.....	131,625	268,192	**	2,360,858	1,545,205	3,037,518	1,989,528	524,794	145,751	39,318	308,797	2,876,237	13,227,823
III.....	**	2,360	474,367	1,572,720	656,254	2,367,544	552,709	971,788	334,518	747,597	548,468	831,233	9,059,558
IV.....	**	1,152,959	**	1,106,157	42,412	315,978	426,575	5,262	2,735,880	**	**	152,640	5,937,863
V.....	1,386,624	1,375,947	2,869,588	13,339,161	5,854,663	1,458,375	1,152,574	147,355	11,913,112	2,693,230	656,991	971,194	43,818,814
VI.....	499,391	381,878	879,049	313,677	463,405	231,620	892,134	103,054	298,737	106,790	1,182,709	137,082	8,532,135
VII.....	64,649	55,022	3,736,564	3,360,615	6,165,201	9,317,205	1,770,937	9,676,521	2,849,239	1,997,147	5,130,102	816,402	42,659,511
VIII.....	3,545,800	903,334	2,620,987	1,346,299	1,967,080	893,962	1,288,575	1,353,762	701,289	1,646,274	1,302,003	9,677,194	33,573,481
IX.....	3,949,405	3,030,530	2,127,919	9,44,082	837,279	800,414	671,998	992,275	10,127,618	10,568,698	15,383,217	17,805,476	165,624,969
X.....	9,121,470	12,007,713	14,840,970	15,168,441	13,009,632	11,838,137	20,083,227	15,670,370	11,600,967	12,280,265	15,302,332	12,834,577	166,048,411
XI.....	14,642,997	8,511,471	14,325,139	12,220,157	15,387,012	17,493,933	16,876,818	14,592,743	5,455,734	7,757,759	7,606,882	5,726,310	75,079,195
XII.....	3,461,875	3,894,176	3,101,061	3,952,515	5,326,878	8,603,621	8,026,160	12,166,224	5,637,196	6,267,675	6,093,488	6,505,405	80,068,758
XIII.....	5,171,903	5,554,000	8,044,766	7,028,990	7,721,687	6,005,592	5,933,590	10,104,536	4,409,887	4,685,558	6,126,142	5,489,167	57,299,759
XIV.....	4,621,717	2,929,189	3,183,139	3,820,936	5,579,407	5,334,902	5,074,653	6,045,062	4,398,532	4,257,787	4,008,479	3,373,689	44,267,870
XV.....	2,664,267	3,338,234	3,429,896	3,096,072	4,249,457	2,973,981	3,388,805	5,088,676	18,821,287	12,164,386	13,243,477	25,672,486	120,793,034
XVI.....	2,054,135	1,626,999	1,895,358	12,617,934	1,129,702	1,188,228	22,829,667	7,549,375	14,815,757	16,964,932	27,850,255	12,208,919	158,760,912
XVII.....	14,824,366	8,926,580	8,419,518	8,386,798	8,483,879	4,713,229	18,123,615	15,043,034	3,572,681	2,663,516	1,810,595	2,298,392	31,276,857
XVIII.....	2,208,683	3,411,731	4,073,514	3,089,489	2,404,608	1,388,224	2,282,340	2,075,084	224,316	13,431	38,511	30,983	997,861
XIX.....	12,917	10,020	51,714	61,475	32,017	434,797	65,985	224,316	21,695	64,613	38,511	1,788	543,486
XX.....	12,240	338	42,210	40,849	64,613	62,679	145,089	63,774	45,293	1,107,004	210,149	391,443	14,023,038
XXI.....	369,710	**	923,177	800	924,392	540,035	943,211	5,826	8,607,291	1,931,788	39,925,325	15,838,255	273,488,500
XXII.....	10,626,056	19,412,474	19,139,807	12,269,658	38,493,357	16,780,358	31,920,659	39,878,540	17,272,223	11,931,788	2,793,068	2,219,105	34,043,577
XXIII.....	2,599,557	2,640,844	3,217,805	3,999,685	2,504,281	3,275,022	3,359,944	2,203,508	2,495,965	2,734,793	5,592,546	6,198,485	97,820,337
XXIV.....	16,179,651	4,447,586	7,384,541	3,980,355	6,161,038	8,656,436	6,731,400	10,067,771	11,630,555	10,789,973	3,477,436	2,349,152	47,400,805
XXV.....	3,833,771	2,664,990	5,233,950	2,290,736	6,697,209	3,308,303	3,470,795	2,807,045	2,026,157	4,892,357	2,409,285	2,296,733	20,231,458
XXVI.....	1,629,017	1,225,669	1,753,615	1,439,465	1,882,873	1,723,301	1,643,925	1,056,403	1,404,496	1,713,657	757,801	384,550	5,661,793
XXVII.....	8,138	450,392	**	1,500	2,870,613	322,231	152,265	326,929	1,861,249	2,341,895	388,266	149,249	3,818,746
XXVIII.....	710,268	591,202	451,255	380,051	453,479	407,979	785,355	448,343	428,422	343,623	343,623	141,037	18,327,468
XXIX.....	166,145	460,080	126,193	1,395,710	147,531	347,622	380,151	369,461	1,537,543	1,427,732	1,389,262	614,234	11,021,712
XXX.....	1,755,977	1,266,766	2,008,043	1,626,168	1,605,050	991,634	1,775,344	1,244,565	1,427,732	925,957	493,766	9,907,364	139,323,260
XXXI.....	429,151	462,630	3,544,126	1,652,732	493,817	1,178,891	320,573	492,852	11,680,603	9,501,334	8,989,720	157,386,658	1,768,209,846
XXXII.....	7,757,277	8,998,588	10,968,122	12,760,655	15,043,264	11,475,343	18,916,836	13,324,154	161,856,008	136,153,117	180,442,063	157,386,658	1,768,209,846
Total.....	114,492,145	100,199,624	128,872,738	139,088,698	160,771,890	129,920,664	184,407,839	174,618,402	161,856,008	136,153,117	180,442,063	157,386,658	1,768,209,846

出口各組
EXPORT GROUPS.

	統計號列 Returns Nos.	組數 Group.	
動物及動物產品(生皮, 熟皮, 皮貨, 及魚介, 海產品不在內).....	1-33	I	Animals and Animal Products (not including Hides, Leather and Skins (Furs), and Fishery and Sea Products).
生皮, 熟皮, 皮貨.....	34-65	II	Hides, Leather, and Skins (Furs).
魚介, 海產品.....	66-69	III	Fishery and Sea Products.
荳.....	70-79	IV	Beans and Peas.
雜糧及其製品.....	80-96	V	Cereals and Cereal Products.
植物性染料.....	97-98	VI	Dyestuffs, Vegetable.
鮮菓, 乾菓, 製菓.....	99-111	VII	Fruits, Fresh, Dried, and Preserved.
藥材及香料(化學產品不在內).....	112-121	VIII	Medicinal Substances and Spices (not including Chemicals).
油, 蠟.....	122-132	IX	Oils, Tallow, and Wax.
子仁.....	133-144	X	Seeds.
酒.....	145-147	XI	Spirituous Beverages.
糖.....	148	XII	Sugar.
茶.....	149-158	XIII	Tea.
菸草.....	159-162	XIV	Tobacco.
菜蔬.....	163-176	XV	Vegetables.
其他植物產品.....	177-182	XVI	Other Vegetable Products.
竹.....	183-185	XVII	Bamboo.
燃料.....	186-189	XVIII	Fuel.
藤.....	190-191	XIX	Rattan.
木材, 木, 及木製品.....	192-198	XX	Timber, Wood, and Manufactures thereof.
紙.....	199-203	XXI	Paper.
紡織纖維.....	204-230	XXII	Textile Fibres.
紗, 線, 編織品, 針織品.....	231-239	XXIII	Yarn, Thread, and Plaited and Knitted Goods.
疋頭.....	240-253	XXIV	Piece Goods.
其他紡織品.....	254-270	XXV	Other Textile Products.
礦砂, 金屬, 及金屬製品.....	271-289	XXVI	Ores, Metals, and Metallic Products.
玻璃及玻璃器.....	290-291	XXVII	Glass and Glassware.
石, 泥土, 砂, 及其製品(磁器, 搪磁器在內).....	292-298	XXVIII	Stone, Earth, Sand, and Manufactures thereof (including Chinaware and Enamelledware).
化學品, 化學產品.....	299-309	XXIX	Chemicals and Chemical Products.
印刷品.....	310-312	XXX	Printed Matter.
雜貨.....	313-356	XXXI	Sundry.

第四表 出口貨物淨值報告表(組別)
IV.—Net Exports to Foreign Countries: Value of Merchandise: by Groups.

四十一年 1952.

組數 Group No.	一月 January.	二月 February.	三月 March.	四月 April.	五月 May.	六月 June.	七月 July.	八月 August.	九月 September.	十月 October.	十一月 November.	十二月 December.	共 Total.
I.....	3,696,028	3,559,918	3,251,902	1,631,995	330,254	698,371	1,051,473	1,173,847	1,565,029	1,434,002	3,304,020	1,852,505	23,549,344
II.....	119,272	70,700	4,780	1,650	85,055	905	4,398	4,347	17,653	84,824	16,434	61,326	12,911
III.....	12,881,384	8,806,913	20,028,870	7,817,430	8,235,534	2,200,000	20,100,000	51,529,571	13,846,725	11,962,775	30,186,713	36,100,980	223,696,895
IV.....	18,827	39,125	3,561	21,000	3,561	21,000	116,993	8,921	33,860	6,048	16,174	21,598	286,107
V.....	7,564,453	10,217,186	8,741,340	14,943,916	14,906,421	10,069,998	12,358,603	10,199,370	5,783,106	9,901,950	8,541,538	5,564,288	118,792,169
VII.....	69,649	198,248	359,155	176,441	645,320	490,611	621,163	332,637	47,679	541,551	448,829	297,472	4,228,755
VIII.....	4,050,868	2,727,648	1,249,754	5,104,297	9,351,924	5,785,699	4,609,295	5,428,677	1,162,298	3,476,809	1,490,183	1,363,957	45,801,409
IX.....	..	27,886	..	16,407	13,303	145	145	..	14,608	86,722	..
X.....	52,202,441	91,554,375	87,515,391	203,371,055	104,408,302	111,152,282	57,663,627	3,699,431	42,495,596	21,404,797	17,656,380	70,852,926	863,976,603
XI.....	2,890,693	2,718,453	2,773,139	1,782,650	6,611,386	17,399,793	9,543,408	13,392,252	5,288,378	5,447,725	7,108,304	9,748,170	84,704,351
XII.....	..	4,387	49,298	..	164,325	32,865	..	250,875
XIII.....	911,796	977,336	918,884	1,353,843	1,087,138	533,685	240,552	390,152	504,279	2,232,195	1,187,315	1,158,289	11,495,464
XIV.....	192,261	1,214,261	430,537	632,305	671,963	323,813	497,679	1,393,630	2,593,074	550,108	1,384,043	1,455,687	11,339,361
XV.....	198,984	1,30,771	65,653	42,117	63,621	111,391	79,129	35,183	61,504	12,113	24,918	78,199	903,583
XVI.....	1,477,209	1,477,209
XVII.....	..	1,592	..	10,326	13,125	25,864
XVIII.....	35,500	66,528	7,750	6,653	91,424	130,652	38,499	165,652	20,178	71,097	8,638	59,467	702,038
XIX.....	178,453	904,394	217,854	61,482	19,554	..	127,704	26,186	11,563	9,934	32,865	..	1,589,789
XX.....	463,821	234,750	119,331	88,892	146,484	625,670	2,025,317	1,038,050	406,544	855,407	279,933	1,728,448	8,012,647
XXI.....	3,520	..	5,700	3,704	52,639	54,602	..	120,165
XXII.....
XXIII.....	15,645	17,129	..	14,825	..	6,396	5,547	3,435	17,008	7,721	5,863	..	102,741
XXIV.....	80,594	6,890	12,238	3,300,000	66,473	3,750,208	1,235,343	30,252	8,481,998
XXV.....
XXVI.....
XXVII.....
XXVIII.....	1,509,000	..	540,000	3,466	..	50,000	39,000	9,616	307,576	656,048	62,880	..	2,958,210
XXIX.....	8,024,333	418,041	766,665	3,146,542	3,220,601	6,928,401	5,363,297	994,038	..	218,489	3,422,822	..	35,756,710
XXX.....	1,200	1,670	6,546	5,030	77,820	..	10,150	5,684	83,022	2,321	1,280	..	207,197
XXXI.....	1,526,732	1,797,938	2,311,176	4,829,421	923,999	660,631	976,456	500,249	381,909	906,831	2,412,715	1,418,668	18,646,725
Total.....	96,631,934	125,657,014	129,348,292	245,044,263	150,942,401	157,194,998	115,750,216	93,713,948	74,703,918	63,585,592	78,934,252	136,352,250	1,467,859,078

價值新台幣 Value N. T. \$

第五表 進口貨物淨值報告表(國別與關別)
 V.—Net Imports from Foreign Countries: Value of Merchandise: by Countries and Ports.
 四十一年 1952.

	一月 January.		二月 February.		三月 March.		四月 April.		五月 May.	
	台北 Taipei.	台南 Tainan.	台北 Taipei.	台南 Tainan.	台北 Taipei.	台南 Tainan.	台北 Taipei.	台南 Tainan.	台北 Taipei.	台南 Tainan.
亞拉伯	49,036	10,080	91,640	124,236	381,536	132,199	432,221	163,281	86,013	2,016
阿根廷	2,774,950	692,792	393,492	258,447	1,061,890	234,470	994,884	153,649	386,194	79,757
澳洲	10,202	21,807	43,344	365,376	54,054	4,032	17,547	605	59,248	322,323
比國	2,526,257	593,631	2,488,256	658,517	2,257,157	4,482,937	3,256,030	2,458,298	4,535,426	1,568,599
巴西	1,503,776	590,841	3,917,651	426,048	1,355,746	917,063	901,433	541,828	906,221	552,437
英屬北婆羅洲	31,224	12,890	24,192	113,110	183,509	183,509	47,140	35,557	504	88,313
坎拿大	..	105	..	11,290	68
捷克	25,502	2,273	3,888
丹麥	35,280
埃及(英埃蘇丹在內)	469,091	388,402	476,131	276,560	417,593	232,273	399,854	166,187	522,453	539,805
芬蘭	12,852	21,367	8,568	37,751	986	..	282,744	32,155
法國	286,357	126,237	746,186	1,35,394	1,509,613	182,367	496,705	100,682	491,013	120,053
安南	12,986,595	6,198,614	10,015,486	4,668,667	11,509,613	5,885,075	21,035,310	6,257,301	20,734,846	4,081,442
德國	(11,311,992)	(5,075,249)	(7,870,957)	(3,708,814)	(8,158,365)	(4,694,713)	(7,638,308)	(4,824,309)	(8,291,945)	(2,955,917)
香港	58,100	59,853	13,104	94,066	3,623,697	212,018	620,251	56,344	109,291	159,930
印度	3,503	..	3,377	..	2,142	..	3,188	1,337	164,367	2,646
印尼	118,745	24,331	102,445	1,738	247,445	14,883	245,171	11,520	162,370	8,619
義大利	42,862,792	7,231,967	39,884,975	2,306,571	42,444,298	5,602,640	57,795,502	2,362,629	49,741,656	26,536,442
日本	1,881	..	45,171	180	33,430	36,711	1,390	10
韓國	1,899,182	717,462	961,350	12,852	2,168,166	997,551	1,274,644	882,217	1,557,980	3,068
澳門	661,569	895,233
和國	418,206	8,407	239,381	41,095	216,303	107,204	228,472	34,617	1,044,646	54,422
紐西蘭
挪威
巴基斯坦
菲律賓	47,092	454,613	143,820	..	12,977	..	58,484	5,884,663
葡萄牙	53,928	22,590	..	29,902	2,860,613
南非洲
聯邦及羅得斯亞
西班牙	958	48,000	..	107,777	..	358,796	3,629
星加坡等處	82,270	24,756	40,168	13,608	401,516	..	2,200,776	42,382	581,807	388,058
瑞典	274,812	41,530	462,749	140,584	1,041,428	113,068	682,409	105,023	725,169	472,130
瑞士	531,714	47,503	777,843	65,119	771,141	40,650	728,091	26,541	393,263	104,836
泰國	16,454	8,968	49,031	..	5,670	37,416	..	124,850
美國	13,318,668	15,133,657	24,476,074	2,223,415	34,315,630	2,291,259	23,006,717	2,621,879	26,018,786	4,134,580
來源無從確定者	1,631,593	682,860	1,275,376	565,371	2,757,998	563,187	2,526,108	1,793,149	2,143,297	614,775
其他國家	3,629	3,024	..	10,080	946,844	26,573	4,117,186	..	23,786	6,754
共	81,857,156	32,634,989	86,548,973	13,650,651	106,609,531	22,263,207	121,199,545	17,889,153	111,129,732	49,642,158

價值新台幣 Value N. T. \$

* 包括經由香港進口之土貨，輸入時按章視作洋貨徵稅(其價值見括弧內數字)。

* Including value (in brackets) of goods of Chinese origin imported from Hongkong which, for duty purposes, were treated as foreign goods on entry into Taiwan.

第五表 進口貨物淨值報告表(國別與關列)續
 V.—Net Imports from Foreign Countries: Value of Merchandise: by Countries and Ports. — continued.
 四十一年 1952.

	六月 June.		七月 July.		八月 August.		九月 September.		十月 October.	
	台北 Taipei.	台南 Tainan.	台北 Taipei.	台南 Tainan.	台北 Taipei.	台南 Tainan.	台北 Taipei.	台南 Tainan.	台北 Taipei.	台南 Tainan.
亞拉伯	13,608	10,710	28,728	19,909
阿根廷	340,762	55,180	443,040	78,786	1,481,138	65,449	2,340,964	53,036	1,542,192	481,471
澳洲	91,701	..	175,247	1,512	11,038	7,938	84,650	13,356	62,664	..
巴西	..	1,418
英國	3,389,691	1,401,690	3,195,500	1,432,578	2,832,020	2,384,806	4,533,174	1,108,475	4,206,848	785,554
英屬北婆羅洲	3,326
坎拿大	1,091,796	322,227	1,378,587	590,406	1,166,938	205,936	1,627,012	517,811	2,098,069	1,447,650
智利	6,048	2,646	..	16,289	19,656	73,995	3,125	199,036
捷克斯拉夫	1,055	55	330,136	104,477	1,555,427	99,845	1,222,588	588,441	941,745	617,112
埃及 (英埃蘇丹在內)	15,494	..	250	..	3,669	1,764	11,545,135	..	13,230	..
埃及 (英埃蘇丹在內)
芬蘭	716,699	280,669	469,045	134,915	163,353	5,292	8,253	2,646	212,491	4,410
法國	270,585	40,018	239,510	45,360	69,552	136,683	337,562	198,261	212,491	105,603
安南	403,556	159,429	580,009	220,951	303,477	32,861	42,714	63	93,778	48,389
德國	10,062,321	2,324,024	12,739,955	4,347,620	13,031,587	5,122,695	11,845,979	8,922,810	15,737,784	7,862,070
香港*	(4,042,008)	(1,471,758)	(6,844,014)	(3,725,831)	(8,687,585)	(4,687,581)	(8,356,228)	(8,356,228)	(10,222,281)	(6,970,884)
印度	3,309,473	843,175	192,326	475,155	301,806	9,467,028	239,124	226,201	3,433,292	97,524
印尼	54,389	338,074	88,113	12,370	8,225	8,185	11,365	3,922	19,949	1,096
美國	87,609	28,665	343,531	649,761	227,209	4,736	227,462	11,036	224,217	23,436
日本	55,838,431	3,578,633	73,144,401	17,991,588	56,814,691	4,909,773	61,884,895	8,592,932	55,425,657	4,879,792
韓國	31,562	12,600	10,304	55,440	362,307	..	26,558	83,859	270,892	103,892
澳門	712,778	311,036	2,859,540	609,560	10,433	..	90	..	18	..
紐西蘭	594,423	..	469	20	2,308,340	518,632	3,100,351	444,602	1,463,062	340,610
挪威	..	2,419	251,698	7,038	123,536	13,929	10,080	2,608	1,117,811	13,406
巴基斯坦	..	4,471,597
菲律賓	802,524	..	396,039	13,878	701	1,512	3,780	1,607,266	71,905	1,612,593
葡萄牙	6,300	..	238,325	2,835	2,520	..	7,927	8,266	7,560	..
南非
南非洲聯邦及羅德西亞	30,051	..	374,220	6,048	12,096	3,780	90,014	17,896	24,696	20,412
西班牙	7,761	4,158	605	54
星加坡等處	1,294,026	8,239	4,320,653	84,083	3,203,040	8,064	1,901,672	52,731	860,647	2,218
瑞典	666,252	102,548	163,278	119,060	521,075	151,509	382,776	59,831	1,133,991	110,217
瑞士	323,198	91,087	287,046	51,734	682,442	77,699	683,598	103,987	673,727	147,123
泰國	25,380	111,391	973,090	280,514	333,779	238,374	365,205	376,581	225,130	377,663
美國	22,264,983	6,306,146	44,976,070	1,345,191	29,505,296	6,979,527	31,560,823	1,435,482	20,839,828	2,534,909
來源無從確定者	4,764,106	768,995	5,955,529	1,277,260	2,550,920	484,157	2,373,016	172,559	2,543,736	480,473
其他各國	1,120,220	3,727	235,548	..	23,967	..	2,237	19,953	9,307	..
共	108,340,108	21,580,556	154,433,501	29,974,338	117,630,238	56,988,164	136,943,806	24,912,202	113,736,273	22,416,844

價值新台幣 Value N. T.\$

* 包括經由香港進口之土貨，輸入時按章視作洋貨徵稅 (其價值見括弧內數字) *

* Including value (in brackets) of goods of Chinese origin imported from Hongkong which, for duty purposes, were treated as foreign goods on entry into Taiwan.

第五表 進口貨物淨值報告表(國別與關別)續
 V.—Net Imports from Foreign Countries: Value of Merchandise: by Countries and Ports.—Continued.

	十一月 November.		十二月 December.		一月至十二月 Jan.—Dec.	總 共 Grand Total.
	台北Taipei.	台南Tainan.	台北 Taipei.	台南 Tainan.		
亞拉伯.....	..	23,638	..	8,240	1,082,782	2,016
阿根廷.....	4,335,787	629,341	..	224,027	18,446,423	620,151
澳洲.....	51,836	7,484	563,157	7,409	3,248,971	3,248,971
比利時.....	4,240,462	940,359	2,066,432	782,500	39,527,253	18,597,944
巴西.....	189,107	453,016	192,433	453,016
英國.....	2,362,189	1,068,285	3,994,263	969,450	22,303,681	8,149,982
英屬北婆羅洲.....	19,656	199,036
英屬北婆羅洲.....	123,830	573,610
智利.....	5,927	20,639	5,670	19,102	123,830	573,610
捷克斯拉夫.....	591,596	327,231	247,506	147,785	4,890,121	1,896,341
丹麥.....	4,284	1,890	3,740	..	11,615,192	5,927
埃及(英埃蘇丹在內).....	7,560	51,093	12,348
芬蘭.....	216,531	97,942	331,074	56,599	4,731,877	2,613,899
法國.....	29,232	4,831	3,377	3,777	980,120	278,067
安南.....	366,254	228,628	755,390	187,194	5,513,796	27,647,227
德國.....	8,897,790	5,493,929	12,276,592	5,220,015	160,873,858	66,384,262
香港*	(5,485,010)	(4,739,756)	(9,006,297)	(4,339,104)	(96,203,447)	(55,549,944)
印度.....	49,911	7,162,455	806,167	75,031	12,756,542	18,928,780
印尼.....	17,053	252	458	27	376,129	367,909
爪哇.....	122,207	24,394	350,666	36,916	2,459,077	890,035
美國.....	59,122,808	25,446,917	77,406,998	8,439,121	672,367,104	117,879,005
日本.....	65,661	21,820	48,943	8,060	899,099	322,572
韓國.....	8,680	..	73	..	21,985	15,938
澳門.....	994,595	504,650	5,909,673	626,878	25,209,661	7,510,000
荷蘭.....	326,450	..	118,645	2,180	4,922,582	288,207
紐西蘭.....	..	882	10,549	20
挪威.....	..	38,203	288,207	5,210,789
巴基斯坦.....	49,327	202,953	39,413	1,638,383	1,626,062	10,394,463
菲律賓.....	1,814	4,506	8,391,811	10,017,873
葡萄牙.....	6,048	21,042	55,230	1,512	1,106,928	70,690
南非聯邦及羅德西亞.....	31,782	..	34,611	4,435	95,981	13,225
西班牙.....	622,089	46,049	734,905	9,248	16,243,569	679,436
星加坡等處.....	261,643	98,529	292,321	134,428	6,607,903	1,648,453
瑞典.....	590,348	141,824	712,701	137,217	7,155,112	8,190,456
瑞士.....	5,040	35,929	5,721	73,382	2,004,500	3,669,568
泰國.....	30,406,056	21,218,510	24,774,971	1,342,932	325,463,882	67,567,487
美國.....	2,449,262	390,857	2,262,056	427,911	33,232,997	8,321,354
來源無從確定者.....	..	4,212	..	6,350	6,482,774	80,673
其他國家.....
共.....	116,238,388	64,203,675	136,342,804	21,043,854	1,391,010,055	377,199,791
Total	116,238,388	64,203,675	136,342,804	21,043,854	1,391,010,055	377,199,791

* 包括經由香港進口之土貨，輸入時按章視作洋貨徵稅(其價值見括弧內數字)。
 * Including value (in brackets) of goods of Chinese origin imported from Hongkong which, for duty purposes, were treated as foreign goods on entry into Taiwan.

第六表 出口貨物淨值報告表(國別與關別)
VI.—Net Exports to Foreign Countries: Value of Merchandise: by Countries and Ports.

四十二年 1952.

	一月 January.		二月 February.		三月 March.		四月 April.		五月 May.	
	台北 Taipei.	台南 Tainan.	台北 Taipei.	台南 Tainan.	台北 Taipei.	台南 Tainan.	台北 Taipei.	台南 Tainan.	台北 Taipei.	台南 Tainan.
亞丁.....
亞爾基爾.....
亞門得尼.....
澳洲.....	39,308	510,000	184,015	..	249,037	..	315,715	..	249,850	..
北國.....	332,581	..	26,046	50	..
英國.....	269,459	..	2,315,140	..	651,591	..	81,948	..	392,508	..
英屬北婆羅洲.....	..	108,000	6,773,700
緬甸.....	18,198,000
坎拿大.....	3,365
智利.....	111
丹麥.....	174
埃及(英埃蘇丹在內).....	33
法國.....	423,504	..	554,458
安南.....
法屬西非.....
德國.....	530	..	7,833	..	385,573	330,992	..
法國.....	12,391,151	424,797	10,621,220	267,541	8,012,941	276,049	6,387,273	6,656,690	10,631,247	1,330,807
香港.....	60
印度.....	110
印尼.....
美國.....	6,211,371	67,871,335	529,536	..	480,020	16,080	..
日本.....	114,678	..	14,740,241	70,758,399	28,566,965	79,949,528	20,458,956	117,550,910	18,725,860	40,552,431
韓國.....	80	994,580	100	2,929,800	7,127	3,092,827
澳門.....	80	..	500	..	60	..	70	..
摩洛哥.....	68,242	165,355	..	114,046	..	1,016,904	..
荷蘭.....	2,601	..	27,820	..	40	..	314,254	..	50	..
紐西蘭.....	10,734	..	83,637	..	4,007	..	39,890	..	64,319	..
挪威.....	8,390
琉球.....	736,479	..	982,456	420,611	1,376,867	469,698	1,196,051	..
巴基斯坦.....	1,471,370	32,352,000
菲律賓.....	205	388	540	..	20	..	2,664	..	280	..
南非聯邦及羅得西亞.....	6,257	40	..	434
星加坡等處.....	77,549	2,353,424	15,580	4,044,000	108,917	6,874,800	40,782	39,429,000	2,602,544	39,226,818
瑞典.....	235	27,743	..	9,518	..
瑞士.....	133	..	80	..	60	40	..
泰國.....	300,393	2,916,450	255,380	4,650,783	312,987	808,800	39,046	3,033,000	355,873	1,213,200
美國.....	1,396,276	394,804	2,278,909	20,872	1,915,762	19,154	5,747,101	31,817	7,521,832	116,990
其他國家.....	350	..	14,596	62,456	100	..	664,263	..	14,037	..
共.....	22,052,695	74,579,239	32,966,402	92,690,612	40,879,961	88,468,331	35,817,648	209,226,615	43,167,268	107,775,133

價值新台幣 Value N. T.\$

第六表 出口貨物淨值報告表(國別與關別)續
VI.—Net Exports to Foreign Countries: Value of Merchandise: by Countries and Ports. — continued.
四十一年 1952.

	六月 June.		七月 July.		八月 August.		九月 September.		十月 October.	
	台北 Taipei.	台南 Tainan.	台北 Taipei.	台南 Tainan.	台北 Taipei.	台南 Tainan.	台北 Taipei.	台南 Tainan.	台北 Taipei.	台南 Tainan.
亞丁
亞爾及爾
阿根廷
澳洲	20,205	..	155,571	..	56,314	..	103,924	..
比利時	8,144	..	80,736	..	9,687	..	76,259	..
英國	1,101,737	37,548,540	295,591	18,016,020	3,300,000	..	119,394	..	153,252	..
美國北婆羅洲	..	50,000
緬甸
加拿大	100
智利
丹麥
埃及(英埃蘇丹在內)
法國	..	22,242,000	..	25,335,660	275,194	..	40,169	..	100,618	263,048
安南	138	..	320
法屬西非洲	681,853	..	26,133
德國	2,695	..	305,335	..	739,164	..	616,034	..	556,110	..
香港	11,026,704	479,322	10,819,175	3,585,919	8,138,557	559,266	2,698,249	86,632	4,284,198	133,365
印度
印尼	11,700,000	..	23,265,450
義大利
日本	4,830,081	18,769,410	11,516,585	8,333,410	21,862,975	916,562	12,551,610	37,384,614	19,547,261	19,798,414
韓國	2,205,737	1,299,874	8,680,948	867,517	15,029,872	338,372	277	..	8,837	287,560
澳門
暹羅	9,325,316	..	110	..	40
荷蘭	28,169	..	2,790,305	..	5,789,671	..	2,377,761	..	1,324,065	3,750,000
紐西蘭	75,846	..	319,770	..	25,645	..	48,350	..
挪威	29,923
琉球	34,776	..	860,937	51,954	2,466,679	38,966	7,544,970	25,977	6,570,036	..
巴基斯坦	120,837	..	146,469
菲律賓
南非聯邦及羅得西亞
新加坡	..	20,549	..	11,505	10,118	..	28,530	..	4,808	..
星加坡等處	607,228	40,807,981	491,444	2,158,319	219,789	..	297,635	1,779,360	179,752	262,000
瑞典	3,569	..	91,441	..	970,306	..	301,805	..	6,022	..
瑞士
泰國	504,996	2,022,000	..	6,559,000	720,836	2,022,000	832,455	3,033,000	742,851	131,000
美國	3,467,833	10	3,007,719	19,430	5,427,509	831,207	1,788,331	2,611,396	4,955,461	54,783
其他國家	48,918	85,432	110	..	27,320	110	220	..	5,107	..
共	33,869,880	123,325,118	50,811,482	64,938,734	85,707,418	8,006,530	29,629,939	45,073,979	38,786,672	24,798,920

價值新台幣 Value N. T.\$

第六表 出口貨物淨值報告表(國別與關別)續
 VI.—Net Exports to Foreign Countries: Value of Merchandise: by Countries and Ports.—Continued.
 四十一年 1952.

	十一月 November.		十二月 December.		一月至十二月 Jan.-Dec.		總 共 Grand Total.
	台北 Taipei.	台南 Tainan.	台北 Taipei.	台南 Tainan.	台北 Taipei.	台南 Tainan.	
	價值新台幣' Value. N. T.\$						
亞丁.....
亞爾及爾.....	58,338	408,195	4,044,000	4,044,000
阿根廷.....	408,195
澳洲.....	67,793	..	48,161	..	1,489,893	1,050,000	2,539,893
比國.....	49,060	501,827	3,300,000	3,801,827
英國.....	218,580	..	297,561	..	5,977,497	55,564,560	61,542,057
美國北婆羅洲.....	..	62,880	..	103,911	80	324,791	324,871
緬甸.....	180	24,971,700	24,971,880
坎拿大.....	1,128	4,824	..	4,824
智利.....	174	..	214
丹麥.....	40	..	105,477	..	158,067	..	158,067
埃及(英埃蘇丹在內).....
法國.....
安南.....
法屬西非.....
德國.....
印度.....
印尼.....
日本.....
韓國.....
澳門.....
摩洛哥.....
荷蘭.....
紐西蘭.....
挪威.....
琉球.....
巴基斯坦.....
菲律賓.....
南非洲聯邦及羅得西亞.....
新加坡等處.....
瑞典.....
瑞士.....
泰國.....
美國.....
其他國家.....
共.....	57,951,615	20,982,637	63,220,326	73,131,924	534,861,306	932,997,772	1,467,859,078

第七表 進出口貨物價值報告表(國別)

VII.—Imports from and Exports to Foreign Countries: Value of Merchandise: by Countries.

甲 進口

A. — Imports.

		四十一年一月至十二月 January-December 1952.			四十年一月至十二月 January-December 1951.		
		進口總值 Gross Imports.	復出口 Re-exports.	進口淨值 Net Imports.	進口淨值 Net Imports.		
		價值新台幣 Value N. T. \$			百分數 %	價值新台幣 Value N. T. \$	百分數 %
亞拉伯.....	Arabia.....	2,016	..	2,016	..	17,945,715	1.51
阿根廷.....	Argentina.....	1,702,933	..	1,702,933	0.10	1,348,274	0.11
澳洲.....	Australia.....	21,695,394	..	21,695,394	1.23	26,085,358	2.20
比國.....	Belgium.....	1,654,207	..	1,654,207	0.09	2,009,969	0.17
巴西.....	Brazil.....	1,418	..	1,418	..	510,660	0.04
英國.....	Britain.....	58,125,667	5,470	58,125,197	3.29	42,765,714	3.60
英屬北婆羅洲.....	British North Borneo.....	645,449	..	645,449	0.04	120,914	0.01
緬甸.....	Burma.....	11,808	..
加拿大.....	Canada.....	30,453,663	..	30,453,663	1.72	21,267,741	1.79
智利.....	Chile.....	218,692	..	218,692	0.01	52,164	..
捷克斯拉夫.....	Czechoslovakia.....	697,440	..	697,440	0.04	1,090,940	0.09
丹麥.....	Denmark.....	6,786,462	..	6,786,462	0.38	93,176	0.01
埃及(英埃蘇丹在內).....	Egypt (incl. Anglo-Egyptian Sudan).....	11,621,119	..	11,621,119	0.66	23,856	..
芬蘭.....	Finland.....	63,441	..	63,441	..	1,361,841	0.11
法國.....	France.....	7,345,776	..	7,345,776	0.41	3,947,428	0.33
安南.....	French Indo-China.....	1,258,187	..	1,258,187	0.07	1,239,474	0.11
德國.....	Germany.....	33,227,005	65,982	33,161,023	1.88	2,706,933	0.23
香港*	Hongkong*	227,262,150 (151,753,391)	4,030 (..)	227,258,120 (151,753,391)	12.85 (8.58)	155,802,239 (97,556,149)	13.12 (8.21)
印度.....	India.....	31,685,322	..	31,685,322	1.79	3,984,583	0.34
印尼.....	Indonesia.....	744,038	..	744,038	0.04	268,223	0.02
義國.....	Italy.....	3,349,112	..	3,349,112	0.19	2,634,670	0.22
日本.....	Japan.....	790,346,187	100,078	790,246,109	44.69	574,565,014	48.38
韓國.....	Korea.....	1,221,671	..	1,221,671	0.07	275,945	0.02
澳門.....	Macao.....	37,923	..	37,923	..	544,342	0.05
和國.....	Netherlands.....	32,719,661	..	32,719,661	1.85	17,239,513	1.45
紐西蘭.....	New Zealand.....	10,569	..	10,569	..	229,981	0.02
挪威.....	Norway.....	5,210,789	..	5,210,789	0.29	3,567,737	0.30
琉球.....	Okinawa.....	320	..
巴基斯坦.....	Pakistan.....	10,394,463	..	10,394,463	0.59	14,484,739	1.22
菲律賓.....	Philippines.....	10,017,873	..	10,017,873	0.57	8,036,449	0.68
葡萄牙.....	Portugal.....	406,473	..	406,473	0.02
南非洲聯邦及羅得斯亞.....	South Africa, Union of, and Rhodesia.....	1,177,618	..	1,177,618	0.07	165,995	0.01
西班牙.....	Spain.....	109,206	..	109,206	0.01	1,437,846	0.12
星加坡等處.....	Straits Settlements & F.M.S.....	16,923,005	..	16,923,005	0.96	21,706,063	1.83
瑞典.....	Sweden.....	8,256,356	..	8,256,356	0.47	8,776,074	0.74
瑞士.....	Switzerland.....	8,190,436	..	8,190,436	0.46	3,095,841	0.26
泰國.....	Thailand.....	3,669,568	..	3,669,568	0.21	228,031	0.02
美國.....	U.S. of America.....	393,114,152	82,783	393,031,369	22.23	195,469,674	16.46
來源無從確定者.....	Origin Un-identifiable.....	41,554,351	..	41,554,351	2.35	52,268,877	4.40
其他國家.....	Other Countries.....	6,563,397	..	6,563,397	0.37	341,934	0.03
共.....	Total.....	1,768,468,189	258,343	1,768,209,846	100.00	1,187,706,055	100.00

* 包括經由香港進口之土貨，輸入時按章視作洋貨徵稅(其價值見括弧內數字)。

* Including value (in brackets) of goods of Chinese origin imported from Hongkong which, for duty purposes, were treated as foreign goods on entry into Taiwan.

第七表 進出口貨物價值報告表(國別)續

VII.—Imports from and Exports to Foreign Countries: Value of Merchandise: by Countries—continued.

乙 出口
B. — Exports.

		四十一年一月至十二月 January-December 1952.			四十年一月至十二月 January-December 1951.		
		出口總值 Gross Exports.	復進口 Reimports.	出口淨值 Net Exports.	出口淨值 Net Exports.		
		價值新台幣 Value N. T. \$		百分數 %	價值新台幣 Value N. T. \$	百分數 %	
亞丁.....	Aden	4,044,000	..	4,044,000	0.28
亞爾基爾.....	Algeria	408,195	..	408,195	0.03	332,303	0.03
阿根廷.....	Argentina	5,574,414	0.51
澳洲.....	Australia	2,539,893	..	2,539,893	0.17	8,325,391	0.77
比國.....	Belgium	3,801,827	..	3,801,827	0.26	711,304	0.07
英國.....	Britain.....	61,542,057	..	61,542,057	4.19	27,103,004	2.50
英屬北婆羅洲.....	British North Borneo	324,871	..	324,871	0.02	1,458,940	0.13
緬甸.....	Burma	24,971,880	..	24,971,880	1.70	36,421,552	3.36
坎拿大.....	Canada	4,824	..	4,824	..	384,183	0.03
智利.....	Chile	214	..	214	..	14,583,364	1.35
丹麥.....	Denmark.....	158,067	..	158,067	0.01	68,073	0.01
埃及(英埃蘇丹在內).....	Egypt(including Anglo- Egyptian Sudan)	47,577,700	..	47,577,700	3.24	1,068,197	0.10
法國.....	France.....	1,459,592	..	1,459,592	0.10	1,516,337	0.14
法屬東非洲.....	French East Africa	21,671,520	2.00
安南.....	French Indo-China	289,181	..	289,181	0.02	685,772	0.06
法屬西非洲.....	French West Africa	681,853	..	681,853	0.05	22,284,240	2.06
德國.....	Germany.....	3,143,510	..	3,143,510	0.21	1,326,273	0.12
香港.....	Hongkong	113,256,706	88,445	113,168,261	7.71	160,410,595	14.80
印度.....	India	746	..	746	..	1,007,753	0.09
印尼.....	Indonesia	34,966,700	..	34,966,700	2.38	80,000	0.01
義國.....	Italy.....	1,069,593	..	1,069,593	0.07	224,102	0.02
日本.....	Japan	771,647,012	..	771,647,012	52.57	523,666,425	48.31
韓國.....	Korea	46,774,600	..	46,774,600	3.19	4,866,548	0.45
澳門.....	Macao	901	..	901	..	400	..
摩洛哥.....	Morocco	32,339,824	..	32,339,824	2.20	9,791,198	0.90
和國.....	Netherlands	4,548,683	..	4,548,683	0.31	7,215,419	0.67
紐西蘭.....	New Zealand.....	294,198	..	294,198	0.02	345,847	0.03
挪威.....	Norway	23,517	..	23,517	..	5,686	..
琉球.....	Okinawa	31,812,698	..	31,812,698	2.17	37,934,809	3.50
巴基斯坦.....	Pakistan	43,823,370	..	43,823,370	2.99	669,135	0.06
秘魯.....	Peru.....	424,043	0.04
菲律賓.....	Philippines.....	959,488	..	959,488	0.06	886,477	0.09
南非洲聯邦及羅得西亞.....	South Africa, Union of, and Rhodesia	82,241	..	82,241	0.01	77,949	0.01
星加坡等處.....	Straits Settlements & F.M.S.	141,934,774	..	141,934,774	9.67	113,204,353	10.44
瑞典.....	Sweden	1,427,416	..	1,427,416	0.10	20	..
瑞士.....	Switzerland	6,400	..	6,400	..	6,240	..
泰國.....	Thailand	39,767,027	..	39,767,027	2.71	15,407,713	1.42
馬拉圭.....	Uruguay	173,108	0.02
美國.....	U. S. of America.....	51,226,765	..	51,226,765	3.49	63,808,104	5.89
其他國家.....	Other Countries.....	1,037,200	..	1,037,200	0.07	155,852	0.01
共.....	Total.....	1,467,947,523	88,445	1,467,859,078	100.00	1,083,876,643	100.00

第八表 進出口貨物價值報告表(關別)

VIII.—Imports from and Exports to Foreign Countries: Value of Merchandise: by Ports.

(甲) 進口

(a) Imports.

		四十一年一月至十二月 January-December 1952.				四十年一月至十二月 January-December 1951.	
		進口總值 Gross Imports.	復出口 Re-exports.	進口淨值 Net Imports.		進口淨值 Net Imports.	
		價值新台幣 Value N. T. \$		百分數 %	價值新台幣 Value N. T. \$	百分數 %	
台北.....	Taipei	1,391,268,398	258,343	1,391,010,055	78.67	929,010,126	78.22
台南.....	Tainan.....	377,199,791	..	377,199,791	21.33	258,695,929	21.78
共.....	Total.....	1,768,468,189	258,343	1,768,209,846	100.00	1,187,706,055	100.00

第八表 進出口貨物價值報告表(關別)續

VIII.—Imports from and Exports to Foreign Countries: Value of Merchandise: by Ports—continued.

(乙) 出口

(b) Exports.

		四十一年一月至十二月 January-December 1952.				四十年一月至十二月 January-December 1951.	
		出口總值 Gross Exports.	復進口 Reimports.	出口淨值 Net Exports.		出口淨值 Net Exports.	
		價值新台幣 Value N. T. \$		百分數 %	價值新台幣 Value N. T. \$	百分數 %	
台北.....	Taipei	534,891,696	30,390	534,861,306	36.44	437,127,684	40.33
台南.....	Tainan.....	933,055,827	58,055	932,997,772	63.56	646,748,959	59.67
共.....	Total.....	1,467,947,523	88,445	1,467,859,078	100.00	1,083,876,643	100.00

第九表 進口貨物數量與淨值報告表(貨別)
IX.—Net Imports from Foreign Countries.—Quantity and Value of
Merchandise: by Commodities.

聯合國標準 分類號列 SITC No.	統計號列 Returns No.	貨名 Name of Article.	數量單位 Unit of Quantity.	四十一年一月至十二月 January—December 1952.	
				數量 Quantity.	價值：新台幣 Value: N.T.\$
		第一組			
		本色棉布			
		GROUP I.			
		Cotton Piece Goods, Grey			
65201	1	本色市布,粗布,細布...	公尺 Metres		15,809,925
..	2	本色粗細斜紋布(僅三 線或四線組).....		2,563,315	8,336,622
..	6	本色帆布,雙絲布.....		1,559,932	6,522,942
65202	6a	漂白或染色帆布,雙絲 布.....		49,347	947,487
				183	2,874
		第二組			
		漂白或染色,棉布			
		GROUP II.			
		Cotton Piece Goods, White or Dyed.			
65202	9	票市布(通稱漂布).粗 布,細布,竹布.....	公尺 Metres	50,077	185,497
..	13	漂白或染色,細洋紗,軟洋 紗,稀洋紗,厚稀紗,細稀 紗,輕軟洋紗.維多利亞格 子紗,瑞士格子紗,拉白 紗布,洋板紋:一 寬過92公分.....		15,082	124,676
..	15	漂白或染色,洋羅.提花 鏤空洋紗.....		300,768	1,706,069
..	16	染色,素市布,粗布,細 布.....		40,707	233,226
..	18	染色粗細斜紋布(僅三 線或四線組).....		62,522	1,034,727
..	20	漂白或染色綢紋呢.....		14,001	50,162
..	21	漂白或染色綢布(本色, 印花,染紗織,在內)...		26,800	73,861
..	23	漂白或染色,羽緞,羽 綢,充西緞,泰西寧綢, 斜羽綢.....		22,317	160,456
..	24	漂白或染色,橫工布,十 字紋綢,單面斜紋布...		104,650	706,494
..	25	漂白或染色,細嗶嘰,衣 料,成套衣料,花呢,褲 料.....		192,750	1,051,314
..	26	漂白或染色羽蘭.....		7,407	28,504
..	27	漂白或染色經面羽緞...		37,912	234,168
..	28	漂白或染色,羅緞,波紋 緞.....		135,362	920,780
..	31	漂白或染色(印花在內) 尺六絨,尺九絨,及其他 棉絨.....		313,155	3,775,735
..	32	未列名漂白或染色棉布		524,567	2,942,154

第九表 進口貨物數量與淨值報告表(貨別)續
 IX.—Net Imports from Foreign Countries.—Quantity and Value of
 Merchandise: by Commodities.—Continued.

聯合國標準 分類號列 SITC No.	統計號列 Returns No.	貨名 Name of Article.	數量單位 Unit of Quantity.	四十一年一月至十二月 January—December 1952.	
				數量 Quantity.	價值：新台幣 Value: N.T.\$
		第三組			
		印花棉布			9,059,558
65202	33	印花細洋紗, 軟洋紗, { 稀洋紗, 洋板綾.....	Printed Cambrics, Lawns, Muslins, and Limbrics ...	公尺 Metres	2,513 16,066
..	34	印花市布, 粗布 細布, { 洋標布.....	Printed Shirtings, Sheet- ings, and T-Cloths	711,201 2,932,512
..	35	印花粗細斜紋布(僅三 線或四線粗).....	Printed Drills and Jeans (3 or 4 shaft only).....	92,282 330 371
..	38	未列名印花棉布.....	Printed Cotton Piece Goods, n. o. r.	1,390,433 5,780,609
		第四組			
		雜類棉布			5,937,863
65202	40	染紗織, 縐紋呢, 細嗶 嚨, 衣料, 成套衣料, 花 呢, 單面斜紋布, 褲料...	Oatmeal Crapes, Serges, Coatings, Suitings, Tweeds, Gabardines, and Trouserings, Yarn-dyed...	公尺 Metres	78 029 848,276
..	41	染紗織, 羅緞, 充羅緞...	Poplins and Imitation Poplins, Yarn-dyed	109 169 631,977
..	42	染紗織, 絨布, 棉法絨...	Cotton Flannel, or Flan- nelette, Yarn-dyed.....	1,646 9 072
..	43	未列名染紗織棉布.....	Cotton Piece Goods, Yarn- dyed, n.o.r.	54,284 331,545
..	44	未列名雜類棉布.....	Cotton Piece Goods, n.o.r.	2,850 82,076
65504	44a	棉質橡皮雨衣布.....	Cotton Waterproof Cloth, Rubbered.....	494,445 4 034,917
		第五組			
		棉花, 棉紗, 棉線			43,818,814
26301	45	棉花.....	Cotton, Raw	公担 Quintals	13,589 11 566,403
26303	46	廢棉花, 廢紗頭.....	Cotton Waste, Yarn Waste.	2,471 2,980,578
65103	47	未製本色棉紗.....	Cotton Yarn, Grey, Un- processed	公斤 Kilogr.	620,789 18 754,686
65104	48	漂白, 染色, 光, 絲光 等, 棉紗.....	Cotton Yarn, Bleached, Dyed, Gassed, Mercerised, etc.	9,026 626,810
..	49	縫線.....	Cotton Thread, Sewing ...	羅 Gross	76 239 1,328 243
..	50	編結線, 刺繡線.....	Cotton Thread, Crochet or Embroidery	公斤 Kilogr.	7 242 679,283
..	51	未列名棉線.....	Cotton Thread, n. o. r.	173 381 7,882,811
		第六組			
		其他棉製品			8,532,135
84102	54	未起毛針織衛生衣類...	Knitted Clothing, not Raised	公斤 Kilogr.	6 895
84101	55	短襪, 長襪.....	Socks and Stockings	338 12,112

第九表 進口貨物數量與淨值報告表(貨別)續
 IX.—Net Imports from Foreign Countries.—Quantity and Value of
 Merchandise: by Commodities.—Continued.

聯合國標準 分類號列 SITC No.	統計號列 Returns No.	貨名 Name of Article.	數量單位 Unit of Quantity.	四十一年一月至十二月 January—December 1952.	
				數量 Quantity.	價值：新台幣 Value: N.T.\$
65603	56	毯及毯布.....	公斤 Kilogrs	35,181	340,577
84119	57	手帕(不繡花或無記號者).....	打 Dozens	1,663	65,597
	58	未列名衣服, 及衣着零件:—			
84112	58e	手套.....	公斤 Kilogrs.	6	628
84119	58g	其他.....	'' ''	1,454	91,932
	59	未列名棉貨:—			
65601	59a	新棉布袋.....	'' ''	58	300
65604	59b	線毯 床布, 檯布.....	'' ''	1,001	68,903
65505	59c	棉質寬緊帶.....	'' ''	32,250	1,663,928
65401	59e	蚊帳及蚊帳紗.....	'' ''	98,130	3,964,254
26701	59f	破布.....	'' ''	3,629	6,285
54109	59g	外科及衛生用品如紗布 繃帶等.....	'' ''	34,509	1,647,887
65604	59h	圍絨毛巾.....	'' ''	70	2,837
65506	59i	棉繩, 索.....	'' ''	9,980	371,320
65509	59j	其他.....	'' ''	12,558	294,680
		第七組			
		GROUP VII.			
		亞麻, 苧麻, 火麻, 雜麻, 及其製品	Flax, Ramie, Hemp, Jute, and Manufactures thereof.		42,659,511
26401	60	雜麻.....	公担 Quintals	14,172	10 356 260
65506	62	繩, 索, 纜.....	'' ''	373	860,365
65304	64	洋線袋布.....	'' ''	476	566 222
65601	65	新雜麻袋.....	'' ''	44,400	30,457,376
	66	舊雜麻袋.....	'' ''	2 834	372,589
	68	未列名亞麻, 苧麻, 火麻, 雜麻貨品:—			
65303	68c	帆布, 油帆布等.....	'' ''		
84119	86e	手巾.....	公斤 Kilogrs.	237	34,701
26509	68f	亂頭麻.....	'' ''	14	3 933
			'' ''	2,000	8,065
		第八組			
		GROUP VIII.			
		毛及其製品	Wool and Manufactures thereof.		33,573,481
	69	毛:—			
26202	69b	已淨羊毛.....	公斤 Kilogrs	171 362	8,348,901
26207	69c	已梳或已罷羊毛(長絨毛及短絨毛在內).....	'' ''	200 667	11,549,353
65102	71	粗細猴線, 鬆猴線(猴繩在內).....	'' ''	18,025	1,462,330
65302	74	細嘩蟻.....	'' ''	2,761	157,201

第九表 進口貨物數量與淨值報告表 (貨別)續
 IX.—Net Imports from Foreign Countries.—Quantity and Value of
 Merchandise: by Commodities:—Continued.

聯合國標準 分類號列 SITC No.	統計號列 Returns No.	貨名 Name of Article.	數量單位 Unit of Quantity.	四十一年一月至十二月 January—December 1952.		
				數量 Quantity.	價值：新台幣 Value: N.T.\$	
65302	78	大衣呢,花呢,火姆四本 (花呢).....	公斤 Kilogrs.	112	37,304	
65302	80	薄花呢.....		595	110,812	
..	81	縐紗布、羽毛布、羽發 粗嗶嘰,小呢.....	20	1,310	
..	82	未列名純毛或雜毛呢絨	32,776	2,761,283	
65501	83	氈呢,氈套.....	532	24,016	
65603	84	毯,氈.....	267,114	7,901,364	
65701	85	地毯及其他地衣類.....	方公尺 Sq. metres	63	24,948	
84108	86	氈呢帽,便帽.....	打 Dozens	..	25	
	87	未列名衣服及衣着零 件:—	Clothing, and all articles of personal wear and parts or accessories thereof, n.o.r. :-			
84101	87a	短襪,長襪.....	公斤 Kilogrs.	1	561	
84112	87c	手套,手籠.....	7,820	145,532	
84119	87d	其他.....	6,778	553,708	
65609	88	未列名純毛或雜毛貨品	Woollen Goods and Woollen Mixtures, n. o. r.	57	16,556
65502	88a	帽坯.....	Hat Bodies.....	4,490	478,277
		第九組	GROUP IX.			
		絲(人造絲在內)	Silk (including Artificial Silk) and Manufactures thereof.			
		及其製品		18,279,154		
65301	89	蠶絲綢緞.....	Silk Piece Goods (Natural Silk)	公斤 Kilogrs.	953	270,709
65309	91	蠶絲夾人造絲織品.....	Silk Piece Goods, Natural and Artificial (Mixture)...	264	65,286
65106	92	人造粗絲.....	Artificial Silk Yarn	388,760	10,613,906
26601	92a	人造細絲.....	Artificial Silk Floss	329,933	5,464,974
65305	93	人造絲綢緞.....	Artificial Silk Piece Goods..	4,810	657,917
65309	94	人造絲夾棉織品.....	Artificial Silk and Cotton Piece Goods	166	11,869
	96	未列名衣服及衣着零件 :—	Clothing, and all articles of personal wear and parts or accessories thereof. n. o. r. :-			
84119	96i	其他.....	Others.....	1,424	190,462
	97	未列名絲及絲貨:—	Silk and Silk Goods, n. o. r. :-			
26102	97b	廢蠶絲.....	Waste Natural Silk	9	13,751
65106	97c	絹紡人造絲及其他人 造纖維紡成者.....	Spun Yarn of Artificial Silk and other Synthetic Fibres	13,084	356,808
65101	97f	純絲線.....	Natural Silk Thread	3,314	265,016
65301	97i	羅底.....	Bolting Cloth	23	15,102
65309	97(1)	純絲夾毛或植物纖維 綢緞.....	Silk Piece Goods of Natural Silk and Wool and/or Vegetable Fibres	75	16,526
84119	97n	手巾.....	Handkerchiefs	514	68,013
65609	97(o)	未列名純絲或雜絲貨 品.....	Other Silk Goods, pure or mixed	2,061	268,815

第九表 進口貨物數量與淨值報告表(貨別)續
 IX.—Net Imports from Foreign Countries.—Quantity and Value of
 Merchandise: by Commodities.—Continued.

聯合國標準 分類號列 SITC No.	統計號列 Returns No.	貨名 Name of Article.		數量單位 Unit of Quantity.	四十一年一月至十二月 January—December 1952.	
					數量 Quantity.	價值：新台幣 Value: N.T.\$
		第十組	GROUP X.			
		金屬及礦砂	Metals and Ores.			165,624,969
	98	各種礦砂：—	Ores (Metallic) of all kind:-			
28301	98a	紫銅.....	Copper	公担 Quintals	2	4 097
28101	98b	鐵.....	Iron.....	" "	104 378	4,323 583
28307	98d	錳.....	Manganese	" "	2,240	217,154
28302	98g	鎳.....	Nickel.....	" "	1	1,814
28319	98m	其他.....	Others.....	" "	20,329	698,558
	99	鋁：—	Aluminium:-			
68401	99a	未煉製鋁或鋁合金 {	Aluminium and Alumin- ium Alloys, Unwrought	公斤 Kilogrs	3,064	59,759
68402	99b	已煉製鋁或鋁合金 {	Aluminium and Alumin- ium Alloys, worked.	" "	10,014	186,304
..	100	鋁箔.....	Aluminium Foil.....	" "	84,050	2,025,106
		黃銅：—	Brass and Yellow Metal:-			
68202	101	片、板.....	Sheets and Plates.....	公担 Quintals	357	570,178
	102	未列名：	N. o. r. :			
68201	102a	錠 (鎔化舊黃銅在 {	Ingots (including Old Brass or Old Yellow Metal, Re-melted) ...	" "	1	2 940
68202	102b	條、竿、絲、管、管子 {	Bars, Rods, Wire, Pipes, Tubes, Castings and Forgings	" "	2,178	3 049,263
69907	102c	釘、陽螺旋、鍋釘、 {	Nails, Bolts, Rivets Washers, Screws, Tacks, etc.....	" "	15	26,061
		紫銅：—	Copper:-			
68202	104	片、板.....	Sheets and Plates.....	" "	1,976	1,853,634
..	105	絲.....	Wire	" "	1,002	1 872,006
..	106	條、竿、管、管子、鑄成 {	Bars, Rods, Pipes, Tubes, Castings and Forgings.	" "	305	750,965
69904	106a	絞繩 (即成絞絲繩無 {	Wire Rope (i.e., Wire Stranded or Cable, Bare)	" "	51	102,220
69907	106b	釘、陽螺旋、鍋釘、墊 {	Nails, Bolts, Rivets, Washers, Screws, Tacks, etc.	" "	5	12,810
68902	107a	錫鉛箔.....	Foil, Lead and Tin Mixture)	" "	..	1,284
68902	108b	其他金屬箔.....	Foil, Others.....	公斤 Kilogrs.	70	12,010
		未鍍鋅鋼鐵：—	Iron and Steel, Un-galvan- ized:-			
68104	109	三角.....	Angles.....	公担 Quintals	18,612	3,875,957
..	110	工字、樑、丁字、水流 {	Joists, Girders, Tees, and Channels	" "	2,484	670 353
..	111	條.....	Bars.....	" "	39,406	8,665,929
69907	113	陽螺旋、陰螺旋、墊 {	Bolts, Nuts, Washers, Rivets, Screws, and Tacks.....	公斤 Kilogrs.	267,359	1,640 029
68106	114	圈、鍋釘、(兩頭釘)、 {	Hoops.....	公担 Quintals	1,840	665,918
68103	115	短條、熟鐵塊、錠、塊、 {	Billets, Blooms, Ingots, Slabs, Sheet-bars, Pig, and Kettle-ledge.....	" "	26 283	3,578 662
68114	117	管及其配件.....	Pipes, and their Fittings	" "	45,747	12,458,933
68113	117a	管子及其配件.....	Tubes, and their Fittings.	" "	8,728	2,572 150
68108	118	軌.....	Rails.....	" "	26 094	6 522.131

第九表 進口貨物數量與淨值報告表(貨別)續
 IX.—Net Imports from Foreign Countries.—Quantity and Value of
 Merchandise: by Commodities.—Continued.

聯合國標準 分類號列 SITC No.	統計號列 Returns No.	貨名 Name of Article.	數量單位 Unit of Quantity.	四十一年一月至十二月 January—December 1952.	
				數量 Quantity.	價值：新台幣 Value: N.T.\$
68105	119	片,板(厚不及3.2公厘).....	公担 Quintals	16,163	4,560,261
..	120	片,板(厚3.2公厘或 以上).....			
68107	122	馬口鐵.....	40,544	8,825,099
68112	123	絲.....	22,506	10,202,423
69903	124	新絲繩.....	23,829	5,770,156
	125	未列名:	6,839	6,216,546
68115	125a	未加工鑄成及鍛成者.....	662	329,270
69929	125b	鍊條.....	3,018	1,773,671
68115	125c	其他.....	1,319	490,246
		鍍錫鋼鐵:—			
68113	126	管子及其配件.....	3,254	1,732,446
68114	126a	管及其配件.....	7,496	3,689,807
68107	127	片.....	56,728	22,841,318
68112	128	絲.....	74,586	19,718,256
69903	129	新絲繩.....	4,346	4,896,589
	130	未列名:		
69907	130a	陽螺旋,陰螺旋,墊 圈,釘,鋼釘(兩頭 釘)小釘,螺旋釘.....	122	119,148
		鍍錫或未鍍錫鋼鐵:—			
28201	134	未列名舊鐵,碎鐵.....	23	1,982
68102	138	特製鋼.....	公担 Kilogrs.	395,930	2,496,196
68104	138a	彈簧鋼 工具用鋼.....	236,377	2,081,993
69901	139	建築用,構造用之各式 配成鋼鐵體段.....	公担 Quintals	3,078	1,886,110
68501	140	鉛塊.....	5,533	3,881,114
68502	140a	鉛條.....	50	50,041
68502	141	鉛管,片,絲等.....	22	22,792
28401	141a	舊鉛(祇合複製用).....	1,221
68701	142	錫錠,塊.....	公担 Kilogrs.	25,513	1,106,818
68601	143	未煉製錫或錫合金.....	1,478	1,459,609
68602	143a	已煉製錫或錫合金(條, 竿,板,片,絲,管,管 子).....	1,196	1,645,869
	144	未列名金屬:—			
68901	144a	未煉製者(錳,純錫, 銻等).....	公担 Kilogrs.	70,839	1,258,760
68902	144b	已煉製者(錳條,錠, 片,絲等;錫鉛合金; 白銅條,錠,塊,片,絲 等).....	65,587	1,144,570
27219	144c	鐵渣.....	122	544
51109	144e	水銀.....	2,053	180,128
68702	144f	錫管.....	498	21,180
68102	144h	錳鐵,矽鐵,鎳鐵,鈷 鐵.....	143,746	675,688
68101	144i	活字金.....	10,048	125,310

第九表 進口貨物數量與淨值報告表(貨別)續
 IX.—Net Imports from Foreign Countries.—Quantity and Value of
 Merchandise: by Commodities.—Continued.

聯合國標準 分類號列 SITC No.	統計號列 Returns No.	貨名 Name of Article.	數量單位 Unit of Quantity.	四十一年一月至十二月 January—December 1952.	
				數量 Quantity.	價值：新台幣 Value: N.T.\$
		第十一組 機器及工具			166,048,411
		GROUP XI. Machinery and Tools.			
		Agricultural Machinery and parts:—			
	145	農業用機器及其配件：—			
71201	145a	耕犁用機器.....	公担 Quintals	120	150 544
71203	145c	榨乳機、分乳機及其他農場用機件.....	,, ,,	5	8,786
71209	445d	未列名.....	,, ,,	1	682
72101	146	發電機.....	公斤 Kilogrs.	1,491	93 234
..	147	電動機.....	,, ,,	410 845	8 609,284
..	148	變壓器.....	,, ,,	184 298	3,273,705
72119	149	未列名電氣機器及電氣機器配件.....	,, ,,	322,640	9,324 060
71601	150	抽水機及其配件.....	公担 Quintals	864	2,083 975
71611	151	縫紉機、針織機、刺繡機、及其配件.....	公斤 Kilogrs.	108 591	4,883,773
71608	152	紡織機器及其配件.....	公担 Quintals	33 518	46,164,725
71607	153	印書、釘書機器及其配件.....	,, ,,	1,813	2,505,790
71606	153a	造紙機器及其配件.....	,, ,,	550	2 936,735
71402	154	未列名辦事室用機器、開費機及其配件.....	公斤 Kilogrs.	59 256	2,576 965
	155	發動機及其配件：—			
71105	155a	煤氣引擎、汽油、煤油、重油或原油引擎	公担 Quintals	2,465	5,574,202
71103	155b	透平發電機及蒸汽引擎.....	,, ,,	78	775 499
71109	155c	其他發動機.....	,, ,,	113	600,248
71615	155d	配件.....	,, ,,	212	2 352,757
71401	156	打字機及其配件.....	公斤 Kilogrs.	45,817	4,207,450
71613	157	製雪茄菸及紙菸機器及其配件.....	公担 Quintals	416	1,335,414
	158	未列名機器及其配件：—			
71101	158a	蒸汽鍋爐.....	,, ,,	2 560	3,824,437
71102	158b	蒸汽鍋爐間設備.....	,, ,,	8	127,160
71612	158c	空氣調節機及冷藏設備(電氣冰箱不在內)	,, ,,	1 258	1,321,308
71603	158d	輸送機、起重機、掘鑿機、築路機及採礦機	,, ,,	25	136,262
71613	158g	未列名機器(電氣機器不在內).....	,, ,,	17,811	32,664 991
71615	158h	未列名機器配件.....	,, ,,	4,238	8,696,016

第九表 進口貨物數量與淨值報告表(貨別)續
 IX.—Net Imports from Foreign Countries.—Quantity and Value of
 Merchandise: by Commodities:—Continued.

聯合國標準 分類號列 SITC No.	統計號列 Returns No.	貨名 Name of Article.		數量單位 Unit of Quantity.	四十二年一月至十二月 January—December 1952.	
					數量 Quantity.	價值：新台幣 Value: N.T.\$
61201	158i	機器帶，蛇管(橡 皮製者不在內).....	Machine Belting, and Hose, (other than those made of rubber).....	公担 Quintals	538	2,775,368
65302	158j	羅拉呢，長毛呢，縲紗 呢.....	Roller Cloth, Clearer Clo- th, Sizing Flannel, etc.	54	784,394
72119	158k	未列名電氣器具及其 配件.....	Electrical Apparatus and Accessories, n.o.r.....	135	231,303
69912	159	銼刀.....	Files.....	打 Dozens.	67,071	1,650,932
..	160	未列名手工工具.....	Hand Tools, n.o.r.....	公斤 Kilogrs.	703,093	9,530,908
..	161	機械工具：—	Machine Shop Tools:—			
71605	161a	用氣壓之機械工具.....	Pneumatic Tools.....	1,376	65,916
72119	161b	用電力之機械工具.....	Electrically Operated Tools	21,469	763,903
71501	161d	其他.....	Others.....	93,949	3,389,637
..	162	製造機械工具.....	Machine Tools	公担 Quintals	1,263	2,628,048
		第十二組	GROUP XII.			
		車輛，船艇	Vehicles and Vessels.			75,079,195
	163	飛機及其附件(海陸軍用 者不在內)：—	Aircraft and Accessories (excluding those for use of Army and Navy)：—			
73403	163b	附件(膠輪胎，引擎及 電氣附件不在內)：—	Parts (not including Rub- ber Tires, Engines and Electrical Parts).....	公担 Quintals	1,728	3,627,223
71104	163c	引擎.....	Engines.....	887	690,544
73203	164	救火機車.....	Fire Engines.....	1,385	3,357,894
73101	165	鐵道機車，煤水車：—	Locomotives and Tenders:—			
73107	165a	蒸汽發動者.....	Steam.....	輛 Pieces	3	181,749
73107	167	鐵道或電車道用之未列 名材料.....	Railway and Tramway Materials, n.o.r.....	公担 Quintals	254	782,889
73203	168	馬達拖動車，拖車(油 箱拖車在內)及貨車等	Motor Tractors, Trailers, (incl. Tank Trailers), Trucks, etc.....	輛 Pieces	160	3,207,475
73205	168a	上項車輛之車台.....	Chassis for above.....	320	11,521,299
73205	169	汽車，長途汽車：—	Motor Cars and Buses:—			
73203	169a	容十二座位以上長途 汽車.....	Passenger Vehicles with seats for not less than 12 Passengers	2	64,809
73205	169b	上項汽車之車台.....	Chassis for above	60	2,403,078
73201	169c	未列名汽車.....	Motor-cars, n.o.r.....	15	374,192
73206	170	汽車零件，附件(車輪 胎不在內).....	Motor-car Parts and Acces- sories (not incl. Tires and Tubes).....	公担 Quintals	9,600	23,398,361
73301	171	腳踏車.....	Bicycles, Complete	輛 Pieces	4,462	1,853,212
73302	172	腳踏車零件，附件(車 輪胎不在內).....	Bicycle Parts and Acces- sories (not incl. Tires and Tubes).....	公斤 Kilogrs.	1,212,885	13,483,414
73202	173	未列名馬達車輛及其附 件(車輪胎不在內)：—	Motor Vehicles, n.o.r., and parts (not incl. Tires and Tubes)：—			
73202	173a	機器腳踏車.....	Motor-cycles	公担 Quintals	536	109,248
73201	173b	旅行車.....	Motor Station Wagons....	153	416,961
..	173c	馬達三輪車.....	3-wheeled Motor Vehicles	28	62,947

第九表 進口貨物數量與淨值報告表(貨別)續
 IX.—Net Imports from Foreign Countries.—Quantity and Value of
 Merchandise: by Commodities.—Continued.

聯合國標準 分類號列 SITC No.	統計號列 Returns No.	貨名 Name of Article.	數量單位 Unit of Quantity.	四十一年一月至十二月 January—December 1952.	
				數量 Quantity.	價值：新台幣 Value: N.T.\$
73203	173d	其他(救護車, 柩車 在內).....	公担 Quintals	114	58,569
73309	173e	未列名車輛.....	2,321	2,523,177
73207	173f	機器腳踏車零件.....	11,513	6,946,661
	174	船艇(軍用船舶及列入 金屬及木材類者不在內) :—	Ships and Boats (not incl Combat Vessels and those under Metals and Timber):—		
73509	174b	其他.....	37	15,493
		第十三組	GROUP XIII.		
		雜類金屬製品	Miscellaneous Metal Manu- factures.		80,068,788
69914	175	鋁器.....	Aluminiumware.....	公斤 Kilogrs.	564 25,886
	177	未列名科學儀器或器具 及其零件, 附件:—	Scientific Instruments or Apparatus, and parts or accessories, n.o.r. :-		
86101	177a	光學儀器及其附件.....	Optical Instruments and Appliances and Parts....	4,587 713,971
86103	177b	外科醫療及牙科用儀 器及器具.....	Surgical, Medical and Dental Instruments and Appliances	61 852 4,023,567
86109	177c	未列名計量, 制御及 科學儀器.....	Measuring, Controlling and Scientific Instru- ments, n. o. r.	117,970 8,478,735
72111	177d	X 光儀器及其附件.....	X-Ray Apparatus and parts.	21,307 1,776,705
86201	177e	X 光軟片, 玻璃片.....	X-Ray Films and Plates....	3,727 529,697
86109	178	秤, 天平.....	Scales and Balances	11,880 567,998
82102	179	金屬製床架, 傢具.....	Bedsteads and Furniture made of Metal.....	公担 Quintals	59 54,340
69901	180	鋼, 古銅窗框, 窗玻璃框 等.....	Casements, Sashes, etc, Steel and Bronze, Com- plete	29 36 177
86402	181	鐘及其零件,	Clocks and parts	公担 Quintals	55,752 1,912,974
69922	182	燃煤, 燃油, 燃酒精之 器具及其配件(非供蒸 汽暖氣用者).....	Coal, Oil, and Spirit Burn- ing Appliances and parts (not for Central Heating)	公担 Quintals	13 23,862
69916	184	電鍍或未電鍍之餐用及 廚用刀, 叉, 匙羹.....	Table and Kitchen Knives, Forks and Spoons, Electro- plated or not	公担 Quintals	12 2,041
69917	184a	未列名利口器.....	Cutlery, n. o. r.	22,179 1,636,502
		電氣配件, 裝修, 材料:—	Electrical Fittings, Fixtures, and Materials:—		
72103	185	電燈泡.....	Bulbs	個 Pieces	3,665,400 2,906,593
72113	186	電纜.....	Cables.....	公担 Quintals	1,025 2,033,430
72102	187	濕電池, 儲電瓶.....	Accumulators and Dry Cells	公担 Quintals	982,763 11,255 957
72113	188	絕緣電線.....	Wire, Insulated	公担 Quintals	632 2,027,458
68902	189	鉬絲, 鎢絲.....	Molybdenum Wire, Tungsten Wire	公担 Quintals	117 202,999
66304	189a	雲母製品.....	Manufactures of Mica....	1,014 114,213
72119	189b	未列名.....	N. o. r.	450,900 5 675,386
		電氣器具:—	Electrical Appliances:—		
81204	190	電燈及電燈器.....	Lamps and Lampware	4,128 225,457
72112	191	電扇及附件.....	Fans and Accessories	5,192 708,770

第九表 進口貨物數量與淨值報告表(貨別)續
 IX.—Net Imports from Foreign Countries.—Quantity and Value of
 Merchandise: by Commodities.—Continued.

聯合國標準 分類號列 SITC No.	統計號列 Returns No.	貨名 Name of Article.	數量單位 Unit of Quantity.	四十一年一月至十二月 January—December 1952.		
				數量 Quantity.	價值：新台幣 Value: N.T.\$	
81204	192	電筒..... {	Flashlights and Torch Cases	個 Pieces	314,902	1,410,888
72108	193	電表.....	Meters.....	21,332	1,778,046
89908	194	電氣冰箱及其配件.....	Frigidaire and parts	公担 Quintals	229	487,552
72119	194a	未列名.....	N. o. r.	110	436,944
69918	195	鎖, 荷色鎖.....	Locks and Padlocks.....	公斤 Kilogrs.	41,270	1,459,348
..	196	未列名金屬器具:—	Metalware, n. o. r. :-			
..	196c	金屬器具(如保險箱、 鑰匙、門窗、附件等) {	Hardware of metal (Safe- ty-boxes, Keys, Fittings for Doors, etc.)	197,267	5,321,199
67302	196c	電鍍銀器, 金器及銀 器..... {	Platinumware, Goldware, and Silverware, Electro- plated	54	11,843
69929	196f	黃銅器, 青銅器..... {	Brassware and Bronze- ware	46,214	2,343,058
69915	196g	紫銅器.....	Copperware.....	795	77,639
69908	197	手工縫紉用針.....	Needles, Hand-sewing.....	千 Mille	56,314	211,299
..	198	未列名針.....	Needles, n. o. r.	百 Hundreds	77,801	2,024,114
69911	199	保險箱櫃, 錢箱, 保險庫 門..... {	Safes, Cash Boxes, and Strong-room Doors	公担 Quintals	2	1,000
72105	200	電話機, 電報機及其配 件(無線電話機及零件 不在內)..... {	Telephonic and Telegraphic Instruments and parts (not incl. Radio Sets and parts).....	公斤 Kilogrs.	43,529	2,348,417
72104	201	無線電話機及零件.....	Radio Sets and parts	88,816	8,675,146
86401	202	表及其零件.....	Watches and parts	2,225	2,443,050
..	203	金屬絲網及金屬紗:—	Wire Netting and Gauze :-			
69905	203a	鐵製者.....	Of Iron.....	138,697	1,398,968
69906	203b	其他金屬製者.....	Of other metals	13,267	563,687
86109	204	量煤氣表, 水表及其他 類似之計量器(電表不 在內)..... {	Meters, Gas and Water, and other similar Measuring Instruments (not including Electric Meters)	個 Pieces	14,202	1,748,049
..	204a	上項計量器之零件.....	Parts for above.....	公斤 Kilogrs.	1,037	286,388
69921	206	金屬容器, 筒, 桶, 罐等 {	Metal Containers, Cylinders, Drums, Tins, etc	公担 Quintals	646	160,110
69929	206a	未列名金屬製品.....	Metal Manufactures, n. o. r.	1,515	2,449,325
		第十四組	GROUP XIV.			
		魚介, 海產品	Fishery and Sea Products.			57,299,759
05409	207	海帶.....	Seaweed, Long	公担 Quintals	3,588	1,277,952
..	208	海藻, 其他海帶.....	Seaweed, other kinds	公斤 Kilogrs.	4,764	125,864
29209	208a	石花菜.....	Agar-agar	4,000	7,684
03103	210	海參.....	Bicho de Mar.....	1,028	22,379
..	211	江瑤柱(干貝).....	Comпой	19,626	854,593
..	212	魷魚, 墨魚.....	Fish, Cuttle	7,984,094	30,727,441
03102	213	乾鯊魚(無骨者在內)..... {	Fish, Cod, Dried (incl. Boneless)	公担 Quintals	1,516	745,737
..	214	乾魚, 烟燻魚.....	Fish, Dried and Smoked...	15,306	6,983,871
..	216	鹹青鱈魚.....	Fish, Salted Herring	10,869	3,039,452
..	217	未列名鹹魚.....	Fish, Salted, n. o. r.	32,110	8,819,234
03103	218	淡菜乾, 蠔乾, 贔乾..... {	Mussels, Oysters, and Clams. Dried.....	公斤 Kilogrs.	3,240	48,071
..	219	散裝蝦乾, 蝦米..... {	Prawns and Shrimps, Dried. in bulk	239,446	3,354,184
..	221	未列名魚介, 海產品:—	Fishery and Sea Products, n. o. r. :-			
03202	221b	散裝.....	In bulk	262,731	1,293,297

第九表 進口貨物數量與淨值報告表(貨別)續
 IX.—Net Imports from Foreign Countries.—Quantity and Value of
 Merchandise: by Commodities.—Continued.

聯合國標準 分類號列 SITC No.	統計號列 Returns No.	貨名 Name of Article.	數量單位 Unit of Quantity.	四十一年一月至十二月 January—December 1952.		
				數量 Quantity.	價值：新台幣 Value: N.T.\$	
		第十五組				
		罐食, 罐頭食物, 日用雜貨			44,267,870	
		GROUP XV.				
		Animal Products, Canned Goods, and Groceries.				
02301	223	奶油.....	Butter.....	公斤 Kilogrs.	77,857	1,569,108
02201	224	煉乳.....	Condensed Milk	“ “	2,561,772	19,221,152
“	225	淡奶皮, 淡牛奶.....	Cream and Milk, Evaporated or Sterilised	“ “	8,956	85,674
02202	226	牛奶粉.....	Milk Food (Milk Powder)	“ “	484,834	10,966,204
	228	未列名罐裝或他種裝食物 ：—	Foodstuffs, canned or in any other packing, n. o. r. :-			
03201	228a	鮑魚, 沙甸魚等.....	Awabi, Sardines, etc. ...	“ “	937,135	9,181,399
05502	228b	蘆筍.....	Asparagus	“ “	1,000	3,780
01302	228c	鹹豬肉, 火腿, 鹹牛肉 等.....	Bacon and Hams, Beef, Corned or Pickled, etc..	“ “	816	11,983
01309	228g	肉汁及食用動物膠.....	Meat Extracts and Gelatine, Edible.....	“ “	3,786	225,371
41205	228h	橄欖油.....	Oil, Olive	“ “	115	2,326
41219	228 i	生菜油.....	Salad Oil	“ “	26,043	306,240
04809	228 j	製成之雜糧粉及雜糧 製品.....	Prepared Foodstuffs, Flour, and Cereal Products	“ “	41	1,058
09909	228k	其他.....	Others	“ “	8,827	144,693
	230	咖啡：—	Coffee:-			
07102	230a	已烘及已磨咖啡.....	Coffee, Roasted and Ground.....	“ “	256	11,806
06201	231	糖食.....	Confectionery.....	公担 Quintals	15	32,810
04803	233	散裝通心粉, 粉絲, 及同 類物品.....	Macaroni, Vermicelli, and similar products, in bulk..	公斤 Kilogrs.	653	872
09101	234	假奶油及同類物品.....	Margarine and similar products	“ “	35,563	239,214
09909	235	醬油, 沙士等, 及未列名 調味品.....	Soy, Sauce, etc., for Flavour- ing Food, n. o. r.	“ “	9,171	1,491,251
	237	未列名罐食, 日用雜貨：—	Animal Products and Gro- ceries, n. o. r. :-			
01201	237a	散裝鹹豬肉及火腿.....	Bacon and Hams, in bulk.	“ “	18,621	515,918
09909	237b	發酵粉.....	Baking Powder.....	“ “	6,755	60,632
02401	237d	奶酥.....	Cheese	“ “	9,743	146,611
05303	237 f	菜醬, 菜汁凍.....	Jams and Jellies	“ “	20	2,341
09102	237g	散裝豬油.....	Lard, in bulk.....	“ “	4,412	25,452
01103	237 i	豬肉(豬肉皮在內).....	Pork (incl. Rind)	“ “	9,100	15,120
01109	237(o)	鮮肉.....	Meat, Fresh	“ “	27	621
02501	237p	野鳥蛋, 家禽蛋.....	Eggs, Game and Poultry	“ “	465	4,117
09909	237 r	其他.....	Others	“ “	240	2,117
		第十六組				
		雜糧及雜糧粉			120,793,034	
		GROUP XVI.				
		Cereals and Flour.				
08102	238	糠, 麸.....	Bran.....	公担 Quintals	48,301	4,910,894
04202	239	米.....	Rice	“ “	10	2,034
04101	240	小麥.....	Wheat	“ “	65,324	10,432,237
	241	未列名雜糧：—	Cereals, n. o. r. :-			
04401	241b	玉蜀黍.....	Maize	“ “	130	19,530
04502	241 c	燕麥.....	Oats	“ “	285	76,098
04801	241 f	燕麥片及去殼碎小麥 , 或燕麥.....	Rolled Oats and Groats.	“ “	778	583,683

第九表 進口貨物數量與淨值報告表(貨別)續
 IX.—Net Imports from Foreign Countries.—Quantity and Value of
 Merchandise: by Commodities.—Continued.

聯合國標準 分類號列 SITC No.	統計號列 Returns No.	貨名 Name of Article.	數量單位 Unit of Quantity.	四十一年一月至十二月 January—December, 1952,		
				數量 Quantity.	價值：新台幣 Value: N.T.\$	
04809	241g	其他雜糧製品.....	Other Cereal Products...	公担 Quintals	6,426	5,490,395
04601	243	小麥粉.....	Flour, Wheat.....	" "	428,746	99,079,263
04709	244	未列名雜糧粉.....	Flours, n. o. r.....	公斤 Kilogrs.	27,653	198,900
		第十七組	GROUP XVII.			
		果品, 子仁, 菜蔬	Fruits, Seeds, and Vegetables.			
05104	245	蘋果.....	Apples, Fresh.....	公担 Quintals	242	71,734
05101	247	橘子.....	Oranges, Fresh.....	" "	56	18,829
		未列名菓：—	Fruits, n. o. r. :-			
05102	248a	鮮檸檬.....	Lemons, Fresh.....	" "		292
05201	248d	乾菓.....	Fruits, Dried.....	" "	1,264	590,757
05301	248f	製菓.....	Fruits, Preserved.....	" "	772	325,003
05106	248g	其他鮮菓.....	Other Fruits, Fresh.....	" "	504	204,425
05402	249	莖及豌豆(黃莖不在內) {	Peas and Peas (except			
		黃莖.....	Soyabeans).....	" "	259,092	59,196,303
22104	249a	黃莖.....	Soyabeans.....	" "	303,819	74,581,544
05107	251	子仁(食用).....	Seeds, Edible.....	" "	7,087	2,973,524
05403	252	洋菜.....	Isinglass, Vegetable.....	公斤 Kilogrs.	13,615	448,679
05409	253	香菌.....	Mushrooms.....	" "	155,238	5,903,080
		未列名菜蔬：—	Vegetables, n. o. r. :-			
05401	254a	山薯.....	Potatoes, Fresh.....	公担 Quintals	3,694	373,152
05409	254c	其他鮮菜蔬, 乾菜蔬 {	Other Vegetabl, Fresh			
			or Dried.....e.....	" "	82,186	10,018,535
05502	254d	罐裝醃製菜蔬.....	Vegetables, Prepared or			
			Preserved, canned.....	" "	2,590	4,020,695
05503	254e	散裝醃製菜蔬.....	Vegetables, Prepared or			
			Preseerved, not canned	" "	118	34,360
		第十八組	GROUP XVIII.			
		藥材及香料	Medicinal Substances and			
			Spices.			
07502	255	八角茴香.....	Aniseed Star.....	公担 Quintals	181	209,506
29204	256	乾檳榔.....	Betelnuts, Dried.....	" "	2	378
07502	257	砂仁, 荳蔻.....	Cardamoms.....	公斤 Kilogrs.	10,136	185,873
29204	258	洋參及野參.....	Ginseng and Wild			
			Ginseng.....	公兩 Hectogrs.	126,099	1,969,833
27501	260	散裝胡椒.....	Pepper, in bulk.....	公斤 Kilogrs.	4,720	271,980
29204	261	木香.....	Putchuck.....	" "	30,150	241,675
		未列名藥材, 香料：—	Medicinal Substances and			
			Spices, n. o. r. :-			
29204	262b	其他藥材.....	Other Medicinal Sub-			
			stances.....	" "	2,246,121	24,389,086
51209	262c	各種樟腦.....	Camphor of all kinds ..	" "	4,242	262,964
04802	262d	大麥芽.....	Malt.....	" "	1,103,657	3,661,667
05302	262f	陳皮.....	Peel, Orange.....	" "	1,593	37,613
07502	262g	其他香料.....	Other Spices.....	" "	5,242	46,282
		第十九組	GROUP XIX.			
		糖	Sugar.			
06109	268	未列名糖.....	Sugar, n. o. r.....	公斤 Kilogrs.	27,391	217,744
51209	268a	各種糖精.....	Saccharine and similar			
			products.....	" "	10,708	780,117

第九表 進口貨物數量與淨值報告表(貨別)續
 IX.—Net Imports from Foreign Countries.—Quantity and Value of
 Merchandise: by Commodities.—Continued.

聯合國標準 分類號列 SITC No.	統計號列 Returns No.	貨 名 Name of Article.		數量單位 Unit of Quantity.	四十一年一月至十二月 January—December 1952.	
					數 量 Quantity.	價 值：新台幣 Value: N.T.\$
		第二十組	GROUP XX.			
		酒, 啤酒, 燒酒, 飲水等	Wines, Beer, Spirits, Table Waters, etc.			543,486
11201	269	香賓酒及他種汽酒.....	Champagne and other Sparkling Wines.....	公升 Litres	744	29,166
11201	270	瓶裝葡萄酒.....	Still Wines, in bottles.....	,, ,,	432	8,661
11203	274	瓶裝啤酒, 啤酒.....	Ale and Beer, in bottles...	,, ,,	2,942	18,762
11204	275	瓶裝白蘭地酒, 高月白 蘭地酒.....	Brandy and Cognac, in bottles	,, ,,	8,453	179,248
..	276	瓶裝威士忌酒.....	Whisky, in bottles	,, ,,	4,717	181,409
..	277	瓶裝杜松燒酒.....	Gin, in bottles	,, ,,	629	7,865
	279	未列名酒, 燒酒, 啤酒:—	Wines, Spirits, and Beer, n. o. r. :-			
11201	279a	布爾得葡萄酒.....	Port Wine, etc.	,, ,,	720	12,802
11204	279b	散裝燒酒(白蘭地, 畏 士忌 杜松酒 糖酒等)	Distilled Alcoholic Bever- ages (Brandy, Whisky, Gin, Rums, etc.), in bulk.	,, ,,	5,102	105,573
		第二十一組	GROUP XXI.			
		菸 草	Tobacco.			14,023,038
12202	280	紙菸.....	Cigarettes	五百 500's	2,193	81,368
12101	282	菸葉.....	Tobacco, Leaf	公斤 Kilogrs.	448,813	13,938,581
12203	283	罐裝或包裝菸絲.....	Tobacco, Prepared, in tins or Packages	,, ,,	200	3,089
		第二十二組	GROUP XXII.			
		化學產品及製藥	Chemicals and Pharmaceuticals.			273,488,500
51201	285	醋酸.....	Acid, Acetic	公斤 Kilogrs.	142,193	947,521
51101	286	鹽酸(鹽強水).....	Acid, Hydrochloric (<i>i. e.</i> Muriatic)	公担 Quintals	5	3,631
..	287	硝酸(硝強水).....	Acid, Nitric	,, ,,	1,126	336,099
..	288	硫酸(磺強水).....	Acid, Sulphuric.....	,, ,,	4	5,717
	289	未列名酸(強水):—	Acids, n. o. r. :-			
51101	289a	硼酸.....	Acid, Boracic	公斤 Kilogrs.	19,610	111,221
51209	289b	石炭酸(酚).....	Acid, Carbolic (Phenol),	,, ,,	10,840	173,772
51201	289c	草酸.....	Acid, Oxalic	,, ,,	14,780	83,652
..	289e	冰醋酸(無水醋酸)...	Acid, Acetic, Anhydrous	,, ,,	20	860
51101	289f	鉻酸.....	Acid, Chromic.....	,, ,,	5,660	89,806
..	289g	其他.....	Others	,, ,,	68,348	977,346
56101	290	硫酸銨(肥料).....	Sulphate of Ammonia	公担 Quintals	821,992	102,541,605
51109	291	漂白粉.....	Bleaching Powder (<i>i. e.</i> Chloride of Lime)	,, ,,	5	3,540
..	292	碳化鈣(電石).....	Carbide of Calcium	,, ,,	59	16,860
59101	293	實業用炸藥.....	Explosives for industrial purposes	公斤 Kilogrs.	84,996	797,512
51203	294	甘油(洋蜜糖).....	Glycerine	,, ,,	14,812	243,276
	295	未列名化學或人造肥料	Fertilizers, Chemical or Artificial, n. o. r. :-			
56102	295a	磷肥.....	Phosphate Fertilizers....	公担 Quintals	98,007	4,652,558

第九表 進口貨物數量與淨值報告表(貨別)續
 IX.—Net Imports from Foreign Countries.—Quantity and Value of
 Merchandise: by Commodities.—Continued.

聯合國標準 分類號列 SITC No.	統計號列 Returns No.	貨名 Name of Article.	數量單位 Unit of Quantity.	四十一年一月至十二月 January—December 1952.	
				數量 Quantity.	價值：新台幣 Value: N.T.\$
56101	295b	氮肥(硫酸銨不在內) {	公担 Quintals	13,350	1,375,465
56103	295c	鉀肥.....			
51109	296	磷.....	公斤 Kilogrs.	3,563	468,259
..	299	硝.....	公担 Quintals	9,046	191,672
51104	301	純碱.....	96	38 151
51103	302	燒碱.....	10,144	1,327,482
51109	303	硝酸鈉(智利硝).....	13	26,901
..	304	矽酸鈉(泡花碱).....	13	26,901
..	306	重碳酸鈉(小蘇打).....	3,511	428,061
51104	306a	晶碱.....	14	2,777
51204	307a	甲醇, 木醇(雜醇酒在內).....	公升 Litres	16,914	2 081,647
31402	308	未列名化學產品：—	113	62,404
31402	308a	乙炔, (阿西替林) {	公担 Quintals	56	56,192
59902	308b	筒裝或他種裝.....			
52102	308c	殺蟲劑及消毒劑.....	1,052	1,419,701
59909	308d	苯及其他煤膏蒸溜物 {	120	70,039
31402	308e	橡膠促進劑; 硝化纖 {	337	675,597
51109	308f	維素.....	15	45,000
51209	308g	筒裝或他種裝氧氣.....	12 279	5,124,184
59909	308h	其他化學產品：—	447	494,529
54109	309a	無機.....	15,260	9,422,511
54103	309b	有機.....	19 814	526,827
54109	309c	其他.....	143,631	58,893,393
..	309e	未列名藥品：—	3,589	742,436
54104	309f	醋柳酸.....	公斤 Kilogrs.	28,378	1,775,793
..	309g	抗生素藥品如青黴素 {	112	11,692
..	309i	(盤尼西林)及其製 {	119	4,226
54102	309j	品, 鏈黴素等.....	5,873	842,840
54109	309k	砷苯氫類藥品.....	484	149,802
54101	305(1)	配藥用化學產品.....	43,735	5,938,128
54109	309m	辛康寧.....	88,116	12,965,894
..	309j	咖啡精.....	783,356	57,339,028
..	309i	奎寧.....		
..	309j	血清及疫苗.....		
..	309k	磺胺類藥物.....		
..	305(1)	純淨維他命.....		
..	309m	其他藥品.....		
		第二十三組	GROUP XXIII.		
		染料, 顏料, 油漆,	Dyes, Pigments, Paints, and		
		凡立水	Varnishes.	34,043,577	
53101	310	未列名安尼林染料及其 {	公担 Quintals	2,464	11,908,977
		他煤膏染料(人造染料) {			

第九表 進口貨物數量與淨值報告表(貨別)續
 IX.—Net Imports from Foreign Countries.—Quantity and Value of
 Merchandise: by Commodities.—Continued.

聯合國標準 分類號列 SITC No.	統計號列 Returns No.	貨名 Name of Article.	數量單位 Unit of Quantity.	四十一年一月至十二月 January—December 1952.		
				數量 Quantity.	價值：新台幣 Value: N.T.\$	
29201	311	拷皮.....	Mangrove Bark	公担 Quintals	188	64,186
53301	312	銅金粉.....	Bronze Powder	公斤 Kilogrs.	2,050	65 865
..	313	養化鈷(青漆).....	Oxide of Cobalt	15	6 512
..	315	未列名染料：—	Dyes, n. o. r. :-			
29201	315a	梅樹皮,黃柏皮,五倍子,紅花,蘇木,薑黃,等.....	Plum-tree Bark, Yellow-bark, Nutgalls, Safflower, Sampanwood, Turmeric, etc.....	公担 Quintals	172	248,604
53101	315b	天然靛藍,水靛.....	Natural Indigo, Dried and Liquid	1	3,087
53301	315c	降香.....	Laka-wood	8	1,842
53201	315d	其他.....	Others	513
..	..	人造靛：—	Indigo, Artificial:-			
..	..	靛油,靛漿：	Liquid or Paste:			
..	..	內含靛精不過二成	Not over 20 per cent strength			
53101	316	印刷墨油.....	Printing Inks	公斤 Kilogrs.	—15,000	—60 227
53302	322	未列名墨.....	Inks, n. o. r.	公担 Quintals	1,456	2,802,208
89917	323	紅丹,鉛粉,黃丹.....	Lead, Red, White and Yellow	1,497	1,925,152
53301	324	凡立水.....	Varnishes	1,690	1,167,071
53303	325	未列名油漆及磁漆.....	Paints and Enamels, n. o. r.	496	598,731
..	326	水漿塗料.....	Distemper	1,777	3,279,938
53301	326a	未列名油漆料.....	Paint Materials, n. o. r.	22	26,871
53303	327	未列名擦光料.....	Polishes, n. o. r.	公斤 Kilogrs.	25,463	346,921
55203	327a	未列名顏料.....	Pigments, n. o. r.	87,719	1,301,203
53301	328	兜茶(拷皮膠)或檳榔膠,藤黃.....	Cutch or Gambier, and Gamboge.....	736,198	4,565,246
29201	328a	未列名拷皮料,硝皮料.....	Tans and Tanning Materials, n. o. r.	公担 Quintals	50 703	309,641
53202	329	硫化元.....	Sulphur Black	6,321	2,955,537
53301	330	銀珠(人造銀珠在內).....	Vermilion (including Artificial).....	1,105	1,170,773
..	331	白(白鉛漆).....	White Zinc (mixed with oil or not)	公斤 Kilogrs.	2,302	39,703
..	332	241,413	1,315,223
		第二十四組	GROUP XXIV.			
		燭,皂,油,脂,	Candles, Soap, Oils, Fats,			
		蠟,膠,松香	Waxes, Gums, and Resins.			97,820,337
31301	333	礦質汽機油,石礮汽油,扁礮汽油.....	Gasolene, Naphtha, and Benzine, Mineral.....	公升 Litres.	9,525 002	16,084,014
31304	334	礦質或半礦質潤滑油膏膠及松香：—	Lubricating Grease, wholly or partly Mineral, Gums and Resins:-	公担 Quintals	5,965	2,176 821
29202	335	松香.....	Resins	8 089	2 373 204
..	336	洋乾漆,鈕樹膠.....	Shellac and Button Lac	公斤 Kilogrs.	55,381	734,349
..	337	未列名.....	N. o. r.	80,749	947,320
31303	338	柴油.....	Liquid Fuel	公噸 M.tons	32	6,918
41207	339	椰子油.....	Oil, Coconut	公担 Quintals	20,204	7,835 932
55101	341	未列名精油,精質.....	Oils, Essential, n. o. r.	公兩 Hectogrs	227	1 638
55102	341a	未列名人造精油,精質及綜合香料.....	Synthetic Essential Oils, Essences and Perfumes, n. o. r.	718,920	6,363,377
41201	343	胡麻子油.....	Oil, Linseed	公升 Litres.	88,220	1,012 355
31304	344	潤滑油.....	Oil, Lubricating	10,680,738	22,337,432

第九表 進口貨物數量與淨值報告表(貨別)續
 IX.—Net Imports from Foreign Countries.—Quantity and Value of
 Merchandise: by Commodities.—Continued.

聯合國標準 分類號列 SITC No.	統計號列 Returns No.	貨名 Name of Article	數量單位 Unit of Quantity.	四十一年一月至十二月 January—December 1952.	
				數量 Quantity.	價值：新台幣 Value: N.T.\$
	345	未列名植物油,脂:—	Oils and Fats, Vegetable, n. o. r. :-		
41203	345b	棉子油.....	Cotton Seed Oil	公担 Quintals	10 8,795
41204	345c	花生油.....	Groundnut Oil.....	15,988 9,718,028
41205	345d	橄欖油(桶裝).....	Olive Oil (in bulk)	5 10,128
41206	345e	棕櫚油.....	Palm Oil	91 82,131
41211	345g	蓖麻油.....	Castor Oil	402 445,159
41212	345h	桐油.....	Tung Oil	2,216 2,016,937
41219	345i	其他(植物質松節油 等).....	Others (Vegetable Tur- pentine, etc.)	41 31,194
07203	345j	可可脂.....	Cocoa Butter.....	3 3,650
	346	未列名油,脂(植物油 脂不在內):—	Oils and Fats (not incl. Vegetable), n. o. r. :-		
31305	346a	礦質油膠及蠟.....	Mineral Jelly and Waxes (incl. Petrolatum).....	1,638 532,218
41302	346b	硬化鯨魚油及其他海 產動物油.....	Hardened Fat of Whale Oil and other Marine Animal Oils.....	2,310 1,169,459
52102	346c	礦質油及礦質松節油	Mineral Oils and Mineral Turpentine	42 20,187
41102	346d	其他.....	Others	43,072 16,894,478
41303	347	斯蒂林白蠟.....	Stearine (Stearic Acid)	2,019 540,941
31305	348	石蠟(油蠟).....	Paraffin Wax.	15,209 5,742,170
41304	349	未列名蠟.....	Waxes, n. o. r.	250 311,153
55202	350	家用及洗衣肥皂.....	Soap, Household & Laundry.	15 33,470
55202	351	未列名肥皂(香肥皂及 化粧香肥皂在內).....	Soap, n. o. r. (incl. Toilet & Fancy)	公斤 Kilogrs.	19,801 335,859
89901	352	燭.....	Candles	7,490 51,020
		第二十五組	GROUP XXV.		
		書籍,地圖,紙,	Book, Maps, Paper, and		
		及木造紙質	Wood Pulp.		47,400,805
	353	印本,刻板或抄本,書 籍,樂譜(報紙及雜誌 在內):—	Books and Music, Printed, Engraved, or Manuscript (incl. Newspaper and Periodicals):-		
89201	353a	書籍.....	Books	公担 Quintals	827 2,443,230
89203	353b	樂譜.....	Music 848
98202	353c	報紙及雜誌.....	Newspapers and Periodicals	228 455,543
89209	354	海圖,地圖及其他繪畫 之圖.....	Charts, Maps, and other Products of the Graphic Art	64 383,001
86301	354a	教育電影片.....	Educational Cinematogra- phic Films	193 92,440
	355	紙板:—	Paper Boards:-		
64104	355a	象牙紙板,多層紙板, 盒紙板,假單紙板,馬 尼拉粗紙板,賣古花 紋紙板,紙質板(各 種層黏紙板在內)	Boards, Ivory, Bristol, Box, Leather, Manila, Jacquard or Silk (Chip- board), Wood-Pulp; Duplex or Triplex (incl. Paste-boards)	183 98,733
64111	356	紙菸紙.....	Paper, Cigarette	公斤 Kilogrs.	138,915 2,014,825
64107	357	上蠟印圖紙.....	Paper, Coated and/or Enamelled	320,771 2,497,878

第九表 進口貨物數量與淨值報告表(貨別)續
 IX.—Net Imports from Foreign Countries.—Quantity and Value of
 Merchandise: by Commodities.—Continued.

聯合國標準 分類號列 SITC No.	統計號列 Returns No.	貨名 Name of Article.	數量單位 Unit of Quantity.	四十一年一月至十二月 January—December 1952.	
				數量 Quantity.	價值：新台幣 Value: N.T.\$
	358	普通印書紙,印報紙,(大部份由機製木造紙質製成者):—			
64102	358a	普通印書紙.....	公担 Quintals	240	51,170
64101	358b	印報紙.....	5,932	2,121,947
64102	359	印圖紙,文件紙,鈔票紙,債券紙.....	531	655,687
64103	363	包皮紙,洋表古紙,(牛皮紙不在內).....	807	1,025,810
..	364	牛皮紙.....	718	475,757
64119	365	羊皮紙,格拉新紙,百加明紙,防油紙.....	2,720	4,088,911
..	367	薄紗紙.....	15,666	11,062,382
64102	369	印書紙(不用機製木造紙質製成者).....	330	123,742
64108	371	糊牆紙,及未列名起紋形,金屬製或其他加花紙.....	1	7,791
64119	372	未列名紙.....	383	477,932
	373	木造紙質:—			
25103	373b	硫化木造紙質.....	14,651	5,748,555
25104	373c	其他化學木造紙質..	8,325	2,566,239
64209	374	未列名紙貨及紙製品..	13 082	11,008,384
		第二十六組			
		生皮,熟皮,及其			
		他動物產品			
		GROUP XXVI.			
		Hides, Leather, and Other			
		Animal Substances.			20,231,458
21101	375	生牛皮.....	公担 Quintals	920	1,525,362
21109	376	未列名生皮.....	12	27,500
61201	377	皮帶用皮.....	公担 Kilogrs.	54	832
61203	378	鞋底皮.....	18,129	244,622
		磨光,漆光,金漆熟皮:—			
61101	379	小牛羊熟皮.....	96,688	13,611,075
..	380	熟牛皮.....	25,474	2,864,136
..	381	未列名熟皮(染色者在內).....	7,870	675,720
85102	382	皮靴,鞋.....	雙 Pairs	49	2,066
	383	未列名熟皮製品:—			
61209	383b	其他.....	公担 Kilogrs.	126	20,385
21201	384	未硝皮質.....	3	6,804
29101	386	牛骨.....	公担 Quintals	48	16,632
..	387	象牙.....	公担 Kilogrs.	3	616
29109	388	毛髮,羽毛.....	3,739	520,517
89904	388a	毛髮,羽毛之製品.....	275	19,441
29101	389	鹿角.....	6,310	26,283
..	389a	老嫩鹿茸.....	312	47,277
..	390	未列名動物產品:—			
29109	390a	牛黃,猴棗等.....	52	196,298

第九表 進口貨物數量與淨值報告表(貨別)續
 IX.—Net Imports from Foreign Countries.—Quantity and Value of
 Merchandise: by Commodities.—Continued.

聯合國標準 分類號列 SITC No.	統計號列 Returns No.	貨 名 Name of Article.		數量單位 Unit of Quantity.	四十年一月至十二月 January—December 1952.	
					數 量 Quantity.	價值：新台幣 Value: N.T.\$
29101	390b	骨、鱗甲、角、爪、牙 等.....	Bones, Scales, Horns Claws, Teeth, etc.....	公斤 Kilogrs.	59,703	339,972
29109	390d	未列名動物質料(麝 香、腸、胃、已死動 物、筋、等).....	Materials of Animal Ori- gin, n. o. r. (Musk, In- testines, Stomachs, Dead Animal, Sinews, etc.)...	548	78,068
89906	390e	角、象牙、骨等製品...	Manufactures of Horns, Ivory, Bones, etc.	18	7,852
		第二十七組	GROUP XXVII.			
		木 材	Timber.			
		平常木材(柚木及巴列 名木材不在內)：—	Timber Ordinary (not incl. Teak and other enume- rated Woods)：—			
		斬方及圓木段：{	Rough Hewn and Round Logs:			
24203	391	重木.....	Hardwood	立方公尺	24,928	9,659,842
24202	392	輕木.....	Softwood	Cub. metres	1,082	318,905
		鋸方：{	Sawn:			
24303	393	重木.....	Hardwood.....	1	200
24302	394	輕木.....	Softwood	353	262,082
		400	未列名木材：—	Timber, n. o. r. :-		
24303	400a	重木.....	Hardwood	公担 Quintals	1,508	14,069
24302	400b	輕木.....	Softwood	4,218	1,134,648
		第二十八組	GROUP XXVIII.			
		木，竹，籐，棕， 草，及其製品	Wood, Bamboos, Rattans, Coir, Straw, and Manufactures thereof.			
24303	403	檀香.....	Wood, Sandal	公斤 Kilogrs.	40,027	602,458
		404	未列名木：—	Wood, n. o. r. :-		
24303	404a	毛柿木、樟木、烏木、 沉香、呀囉治木、鐵木	Camagon, Camphor- wood, Ebony, Garoo, Kranjee-wood, Lignum- vitae	公担 Quintals	112	311,889
63102	404d	夾木.....	Plywood.....	65	57,166
24209	404e	香木、馨木、糖槓等..	Scented and Fragrant Wood, Sugar-wood (My- oporium Platycarbum), etc.....	810	8,419
63109	405	木片、木梗(製火柴用)	Wood Shavings and Splints (for Match manufacturing).	7,807	1,259,468
82101	406	傢具.....	Furniture	122	78,679
63202	407	空桶、箱、等.....	Casks, etc., Empty	21	4,135
		409	軟木塞及軟木：—	Corks and Corkwood :-		
24401	409a	軟木.....	Cork-wood.....	公斤 Kilogrs.	18,678	192,354
63301	409b	軟木片.....	Cork Sheets	19,872	633,756
63309	409c	軟木塞.....	Corks	572	20,109
29203	410	籐.....	Rattans	600	2,405

第九表 進口貨物數量與淨值報告表(貨別)續
 IX.—Net Imports from Foreign Countries.—Quantity and Value of
 Merchandise: by Commodities.—Continued.

聯合國標準 分類號列 SITC No.	統計號列 Returns No.	貨名 Name of Article.	數量單位 Unit of Quantity.	四十一年一月至十二月 January—December 1952.		
				數量 Quantity.	價值：新台幣 Value: N.T.\$	
65703	414	未列名席.....	Mats, n. o. r.....	條 Pieces	312 700	476 294
	415	地席.....	Matting	公担 Quintals	4	176
63209	416	木器.....	Woodware.....	“ “	306	314 764
89912	416a	竹器, 籐器.....	Bambooware and Rattan- ware	“ “	7	6,173
26509	418	金絲草, 巴拿馬草等 ...	Buntal Fibre, Panama Straw, etc.	“ “	1	3,521
	419	未列名竹, 棕, 草:—	Bamboos, Coir, and Straw, n. o. r.:—	“ “		
29203	419c	稈.....	Straw	“ “	469	1,690,027
		第二十九組	GROUP XXIX.			
		煤, 燃料, 瀝青, 煤膏	Coal, Fuel, Pitch, and Tar.			3,818,746
31309	421	瀝青, 煤膏(柏油).....	Pitch and Coal Tar.....	公担 Quintals	17,673	2 004,931
	422	地瀝青.....	Asphalt	“ “	5,770	641,466
31102	423	焦炭, 炭:—	Coke and Charcoal:—	“ “		
	423b	焦炭.....	Coke	“ “	13 592	1,172 349
		第三十組	GROUP XXX.			
		磁器, 搪磁器, 玻璃等	Chinaware, Enamelledware, Glass, etc.			18,327,468
66603	424	磁器.....	Chinaware.....	公斤 Kilogr.	1,474,896	5,372,716
69913	425	家用搪磁鐵器.....	Enamelled Ironware, (Household)	公担 Quintals	1,084	1,340,210
81203	425a	衛生用搪磁鐵器.....	Enamelled Sanitary Iron- ware	“ “	188	312 291
66501	426	空玻璃瓶.....	Glass Bottles, Empty.....	公斤 Kilogr.	455,431	391,756
	427	玻璃器:—	Glassware:—	“ “		
66502	427a	玻璃餐具.....	Glass Tableware	“ “	3,251	90 868
86101	427b	雙筒及單筒望遠鏡... }	Opera Glasses, Binocu- lars, Field-glasses, Teles- copes, complete	“ “	591	155,190
66402	427c	已磨或未磨之光學透 鏡, 三稜鏡.....	Optical Lenses and Prisms, Polished or Un- polished	“ “	5,169	415,539
66403	430	普通窗玻璃片每方公尺 重不遇61公兩.....	Glass, Window, Common, not over 61 hectogrammes in weight per square metre	十方公尺 10 Sq. metres	81,965	7,375,621
66405	431	具有色彩, 花紋, 或鑲有 金屬絲之窗玻璃片.....	Glass, Window, Coloured, Stained, Ribbed, Embossed, or Wired.....	方公尺 Sq. metres	710	67,976
66403	432	未列名厚薄玻璃片, 及 窗玻璃片.....	Glass, Plate or Sheet, and Window Glass, n. o. r....	“ “	100,137	2,559,865
66509	433	鏡子.....	Mirrors	公担 Quintals	238	245,436
		第三十一組	GROUP XXXI.			
		石料, 泥土, 及其製品	Stone, Earth, and Manufactures thereof.			11,021,712
66102	434	水泥.....	Cement	公担 Quintals	379	55,602

第九表 進口貨物數量與淨值報告表(貨別)續
 IX.—Net Imports from Foreign Countries.—Quantity and Value of
 Merchandise: by Commodities.—Continued.

聯合國標準 分類號列 SITC No	統計號列 Returns No.	貨名 Name of Article.	數量單位 Unit of Quantity.	四十一年一月至十二月 January—December 1952.	
				數量 Quantity.	價值：新台幣 Value: N.T.\$
66302	435	金剛砂布, 寶砂紙(砂皮).....	公斤 Kilogrs.	16,994	480,368
66202	436	瓦及磁磚.....	公担 Quintals	111	34,986
	437	未列名石料, 泥土, 及其製品:—			
66401	437a	玻璃粉.....	“ “	418	173,943
66201	437b	磚.....	“ “	9,680	2,321,895
66307	437c	火磚, 石墨坩堝及其他種坩堝.....	“ “	1,407	809,449
81202	437e	工業及衛生用瓦器, 陶器.....	“ “	768	854,435
66601	437f	家用瓦器, 陶器.....	“ “	58	28,391
66306	437g	未列名大理石, 模型體, 水泥, 石等製品.....	“ “	724	526,405
27216	437h	天然石墨.....	“ “	2,388	431,587
27214	437j	各種冰晶石, 長石, 螢石.....	“ “	245	81,887
27208	437(l)	大理石, 石膏.....	“ “	88	7,513
27219	437m	其他非金屬礦產品.....	“ “	14,177	1,523,168
27211	437n	未列名石料.....	“ “	103,563	3,639,583
27207	437(o)	矽砂.....	“ “	5	1,210
27204	437p	火泥.....	“ “	1,055	51,290
		第三十二組	GROUP XXXII.		
		雜貨	Sundry.		139,323,260
	438	動物之生活者:—	Animals, Living:—		
		非供食用者:	Not for Food:		
92109	438b	其他.....	Others	80	114,449
		主要供食用者:	Chiefly for Food:		
00109	438g	其他.....	Others	10	44,241
	439	石棉及其製品:—	Asbestos and Manufactures thereof:—		
27212	439a	塊, 粉及絡.....	Lump, Powder and Fibre.	444,523	1,413,801
66109	439b	板, 布或色襯, 建築用.....	Boards, Sheets or Packings, (Building Materials)	113,091	1,654,845
		其他製品.....	Other Products	112,698	761,137
66303	439c	未列名建築用材料.....	Building Materials, n. o. r.	5,931	1,838,407
66109	440	鈕扣.....	Buttons	1,145,812	3,100,828
89905	441	賽璐珞.....	Celluloid	50,868	1,786,297
59901	442				
89999	443	水瓶, 自動調溫器及其零件, 附件.....	Flasks and Thermostatic Containers and parts or accessories	46,131	1,041,356
59904	444	膠.....	Glue	14,254	125,541
	445	留聲機等及其附件:—	Gramophones, etc., and accessories:—		
89101	445a	留聲機及附件.....	Gramophones and accessories.....	1,856	227,062
89102	445b	唱片.....	Gramophone Records.....	500	66,693
72104	445c	無線電收音留聲聯合機及零件.....	Radio-Gramophone Combinations and parts	297	30,666

第九表 進口貨物數量與淨值報告表(貨別)續
 IX.—Net Imports from Foreign Countries.—Quantity and Value of
 Merchandise: by Commodities.—Continued.

聯合國標準 分類號列 SITC No.	統計號列 Returns No.	貨名 Name of Article.	數量單位 Unit of Quantity.	四十一年一月至十二月 January—December 1952.	
				數量 Quantity.	價值：新台幣 Value: N.T.\$
	448	舊廢橡皮、生橡皮、及 樹膠：—	India-rubber and Gutta- percha, Old, Waste, and Crude:-		
23101	448a	橡膠乳汁及其他生橡 膠(生膠薄片在內)	Rubber Latex and other Crude Rubber (including Crêpe, Crude)	公担 Quintals	11,791 11,516,752
23103	448c	重製橡皮.....	Re-claimed Rubber	190 85,254
23104	448d	舊廢橡皮.....	Old and Waste	241 130,032
62101	450	製成橡皮平片、薄片...	Rubber Sheets and Crêpe, Prepared	631 1,090,464
62901	451	汽車橡皮氣胎.....	Rubber Pneumatic Tires for Motor Vehicles	個 Pieces	38,384 22,933,931
..	452	汽車橡皮裏胎.....	Rubber Inner Tubes for Motor Vehicles	39,240 2,689,866
..	454	腳踏車橡皮氣胎.....	Rubber Pneumatic Tires for Bicycles	200 9,016
..	454a	腳踏車橡皮裏胎.....	Rubber Inner Tubes for Bicycles	150 3,005
62909	455a	未列名橡皮製品.....	Rubber Manufactures, n. o. r.	公担 Quintals	2,534 7,219,709
	456	未列名樂器及其零件、 附件：—	Musical Instruments and parts or accessories, n. o. r.:-		
89103	456a	鋼琴、及其零件、附 件.....	Pianos and parts and accessories	公斤 Kilogrs.	42,431 781,061
89109	456b	其他.....	Others	1,230 58,262
	458	真假首飾及裝飾品：—	Jewellery and Ornaments, Real or Imitation:-		
67301	458a	真品.....	Real	5 2,361
67302	458b	仿造品.....	Imitation	12 1,614
89906	458c	琥珀、珊瑚、玳瑁、及 其製品.....	Amber, Coral, Toitoise- shell, and Manufactures thereof	247 26,782
67201	458d	假玉石等.....	Imitation Jadestone, etc.	14 8,091
	459	花邊、衣飾、繡貨等：—	Lace, Trimmings, Em- broidered Goods, etc.:-		
65401	459a	花邊.....	Lace	210 43,526
65403	459b	衣飾.....	Trimmings	3 827
65402	459f	絲帶及人造纖維織成帶	Ribbons of Silk and of Synthetic Fibres	495 118,419
81204	460	未列名燈及燈器.....	Lamps and Lampware, n. o. r.	9,730 401,204
..	461	提燈.....	Lanterns	個 Pieces	8,760 81,292
65504	462	假熟皮(鋪地者不在內)	Imitation Leather (not for Flooring)	公斤 Kilogrs.	3,134 137,143
61209	462b	假熟皮製品.....	Manufactures of Imitation Leather	58 5,287
65509	462c	油布製品.....	Manufactures of Oil Cloth	10 2,911
89902	464	火柴.....	Matches, Wood	羅 Gross	24,305 318
	465	未列名辦事室用品：—	Office Requisites, n. o. r.:-		
89916	465a	各種自來水筆、旋動 鉛筆、鋼筆桿、鉛筆桿	Fountain Pens, Propel- ling Pencils, Penholders and Pencil Holders of all materials	公斤 Kilogrs.	25,451 6,373,726
89917	465b	其他.....	Others.....	184,010 7,152,703
55201	466	雪花粉、雪花膏等.....	Face Powder and Cream, etc.	784 67,943
..	467	牙粉、牙膏.....	Tooth Powder and Paste	19,108 709,512
..	468	未列名香水、脂粉.....	Perfumery and Cosmetics, n. o. r.	31 3,523
86102	469	攝影器、透光鏡、及其附 件.....	Cameras, Photographic Lenses, and accessories....	1,691 334,672

第九表 進口貨物數量與淨值報告表(貨別)續
 IX.—Net Imports from Foreign Countries.—Quantity and Value of
 Merchandise: by Commodities.—Continued.

聯合國標準 分類號列 SITC No.	統計號列 Returns No.	貨名 Name of Article.	數量單位 Unit of Quantity.	四十一年一月至十二月 January—December 1952.		
				數量 Quantity.	價值：新台幣 Value: N.T.\$	
86301	470	已沖洗電影軟片.....	Cinematographic Films, Developed	公尺 Metres	1,403.032	5,575,280
86201	471	攝影乾片,紙,軟片.....	Photographic Plates, Paper and Films.....	公斤 Kilogrs.	97,474	5,007,754
86202	471a	未攝製電影軟片.....	Cinematographic Films, not exposed.....	2,518	328,767
86102	472	未列名照相材料.....	Photographic Materials, n. o. r.....	27,782	1,359,188
71607	473	未列名鉛印,石印材料	Printing and Lithographic Materials, n. o. r.	35,484	864,311
93102	474	未列名家用雜貨.....	Household Stores n.o.r.	40	1,047
89918	475	菸用雜貨及未列名製造 紙菸材料.....	Tobacconists' Sundries, and Cigarette-making Materials, n. o. r.....	42	1,833
89999	476	化粧用之器具.....	Toilet Equipment	13 473	1,042,015
89915	477	玩具及遊戲品.....	Toys and Games.....	1,060	90,008
83101	478	衣箱,提箱等.....	Trunks, Suit-cases, etc.	545	15,442
89914	479	未列名運動用具.....	Sporting Requisites, n. o. r.	5,745	216,227
89903	480	傘,禦日傘.....	Umbrellas and Sunshades	柄 Pieces	171	10,984
99101	481	未列名郵包.....	Postal Parcels, n. o. r.....	公斤 Kilogrs.	20,185	1,382,872
	482	未列名雜貨：一	Miscellaneous Goods and Sundries, n. o. r. :-			
27101	482a	薑餅,子餅及油餅(肥 料).....	Beancake, Seed-cake, and Oil-cake (Fertilizer)....	1,583 549	1,787 834
08101	482e	飼料.....	Fodder	2,463	76 969
29205	482f	種子.....	Seeds, for Planting	69 817	1,197,766
22103	482g	棕櫚子仁.....	Plam Kernels	1,370	8,430
22105	482h	胡麻子仁(麻子仁)...	Linseed (Flaxseed)	13 247	223 426
66509	482k	各種望遠鏡及眼鏡之 零件.....	Parts of Opera Glasses, Binoculars, Field-glasses, Telescopes, and Eye- glasses	公斤 Kilogrs.	6,017	1,118,528
89921	482(1)	古玩,古器及藝術作 品.....	Curios, Antiques, and Works of Art.....	2,422	137,554
89906	842m	未列名裝飾,裝璜用 材料或製品.....	Decorative or Ornamental Materials or Products, n.o.r	16	2,642
89911	482(o)	人造松香及模塑質製 成品.....	Articles made of Synthetic Resin and of Plastic	9,134	779,122
59901	482p	人造松香及其他模塑 質(賽璐珞除外)塊, 條,竿,板,片,管,粉 及其他未製成品.....	Synthetic Resins and other Plastic(except Celluloid) Lumps, Bars, Rods, Plates, Sheets, Tubes, Powder and other primary forms.	736 877	15,782,231
89903	482q	傘骨及其零件.....	Umbrella Frames and parts thereof	215,187	8,506,449
86103	482u	未列名牙科材料.....	Dental Materials, n.o.r.	4 734	254,495
27205	482w	岩鹽.....	Rock Salt	100	967
54109	482y	醫藥用橡皮膏.....	Plaster, Adhesive, Medicinal	2 243	193,555
66306	482A	鎔滓絨.....	Slag Wool	25	1,097
59909	482D	木焦油及松焦油.....	Tar, Wood and Pine	5 225	17 119
27213	482F	雲母.....	Mica.....	26	8 723
89999	482G	其他.....	Others.....	2 133,129	6,329,486
93102	483	客帶雜貨.....	Sundry Goods carried in Passengers' Baggage.	62,876	12,806 610
		共.....	Total.....			1,768,209,846

第九表 (附表) 主要進口貨物類編

IX.—(Supplementary)—Analysis of Principal Imports from Foreign Countries.

聯合國標準 分類號列 SITC No.	統計號列 Returns No.	貨名；來源地名；及輸入口岸 Name of Article; Country of Origin; and Port of Entry.		四十一年一月至十二月 January—December 1952	
				數 量 Quantity.	價值：新台幣 Value: N. T. \$
65201	1-8	本色棉布	Cotton Piece Goods, Grey.....公尺Metres	4,172,777	15,809,925
		來 源 地 名	Country of Origin		
		英國.....	Britain.....	2,597	14,436
		香港*.....	Hongkong*.....	1,389,946 (3,749)	5,362,799 (25,830)
		日本.....	Japan.....	2,775,318	10,076,902
		美國.....	U. S. of America.....	4,898	355,513
		來源無從確定者...	Origin Un-identifiable	18	275
		輸 入 口 岸	Port of Entry		
		台北.....	Taipei.....	4,172,576	15,806,776
		台南.....	Tainan.....	201	3,149
65202	9-32	漂白或染色棉布	Cotton Piece Goods, White or Dyed 公尺Metres	1,848,077	13,227,823
		來 源 地 名	Country of Origin		
		英國.....	Britain.....	34,367	329,270
		捷克斯拉夫.....	Czechoslovakia.....	1,191	11,484
		德國.....	Germany.....	2,851	43,201
		香港*.....	Hongkong*.....	192,632 (29,736)	1,331,677 (174,409)
		印度.....	India.....	20,939	78,845
		美國.....	Italy.....	10,382	192,737
		日本.....	Japan.....	1,360,355	8,992,119
		墨西哥.....	Mexico.....	4,969	34,233
和國.....	Netherlands.....	1,528	23,180		
美國.....	U. S. of America.....	197,837	1,980,047		
來源無從確定者...	Origin Un-identifiable.....	21,026	211,030		
輸 入 口 岸	Port of Entry				
台北.....	Taipei.....	1,782,916	12,680,689		
台南.....	Tainan.....	65,161	547,134		
65202	33-38	印花棉本	Cotton Piece Goods, Printed.....公尺Metres	2,196,429	9,059,558
		來 源 地 名	Country of Origin		
		英國.....	Britain.....	46,116	184,722
		香港*.....	Hongkong*.....	49,645 (12,802)	176,037 (36,187)
		印度.....	India.....	14,965	45,726
		日本.....	Japan.....	1,774,924	6,659,921
		墨西哥.....	Mexico.....	140,380	1,003,657
		和國.....	Netherlands.....	366	4,536
		美國.....	U. S. of America.....	125,149	756,752
		來源無從確定者...	Origin Un-identifiable.....	44,884	228,207
輸 入 口 岸	Port of Entry				
台北.....	Taipei.....	2,160,425	8,828,916		
台南.....	Tainan.....	36,004	230,642		

* 包括經由香港進口之土貨，輸入時按章視作洋貨徵稅（其數量及價值見括弧內數字）。

* Including quantity and value (in brackets) of goods of Chinese origin imported from Hongkong which, for duty purposes, were treated as foreign goods on entry into Taiwan.

第九表 (附表) 主要進口貨物類編一續

IX.—(Supplementary)—Analysis of Principal Imports from Foreign Countries—Continued.

聯合國標準 分類號列 SITC No.	統計號列 Returns No.	貨名；來源地名；及輸入口岸 Name of Article; Country of Origin; and Port of Entry.		四十一年一月至十二月 January—December 1952			
				數 量 Quantity.	價值：新台幣 Value: N. T.\$		
65202	39-44	雜類棉布	Cotton Piece Goods, Miscellaneous....公尺Metres	245,978	1,902,946		
		來源地名	Country of Origin				
		英國.....	Britain.....			12,994	107,620
		香港*.....	Hongkong*.....			104,086 (35,852)	868,707 (229,332)
		印度.....	India.....			21,131	101,911
		日本.....	Japan.....			85,966	469,287
		和國.....	Netherlands.....			1,191	32,856
		美國.....	U. S. of America.....			914	24,022
		來源無從確定者...	Origin Un-identifiable.....			19,696	298,543
		輸入口岸	Port of Entry				
台北.....	Taipei.....	245,978	1,902,946				
台南.....	Tainan.....				
65504	44a	棉質橡皮雨衣布	Cotton Waterproof Cloth, Rubbered.....公尺Metres	494,445	4,034,917		
		來源地名	Country of Origin				
		英國.....	Britain.....			7,358	110,756
		日本.....	Japan.....			484,582	3,888,839
		美國.....	U. S. of America.....			1,920	26,454
		來源無從確定者...	Origin Un-identifiable.....			585	8,868
		輸入口岸	Port of Entry				
		台北.....	Taipei.....			494,445	4,034,917
		台南.....	Tainan.....		
		26301	45			棉花	Cotton, Raw 公担 Quintals
來源地名	Country of Origin						
埃及(英埃蘇丹在內).....	Egypt (incl. Anglo-Egyptian Sudan).....			13,589	11,566,403		
輸入口岸	Port of Entry						
台北.....	Taipei.....			13,589	11,566,403		
台南.....	Tainan.....				
65103	47	未製本色棉紗	Cotton Yarn, Grey, Un-processed.....公斤Kilogrs.	620,789	18,754,686		
		來源地名	Country of Origin				
		香港*.....	Hongkong*.....			530,608 (23,949)	15,415,309 (979,913)
		印度.....	India.....			181	5,792
		日本.....	Japan.....			89,678	3,314,860
		美國.....	U. S. of America.....			322	18,725
		輸入口岸	Port of Entry				
		台北.....	Taipei.....			618,978	18,707,855
		台南.....	Tainan.....			1,811	46,831

* 包括經由香港進口之土貨，輸入時按章視作洋貨徵稅（其數量及價值見括弧內數字）。

* Including quantity and value (in brackets) of goods of Chinese origin imported from Hongkong which, for duty purposes, were treated as foreign goods on entry into Taiwan.

第九表 (附表) 主要進口貨物類編一續

IX.—(Supplementary)—Analysis of Principal Imports from Foreign Countries—Continued.

聯合國標準 分類號列 SITC No.	統計號列 Returns No.	貨名；來源地名；及輸入口岸 Name of Article; Country of Origin; and Port of Entry.		四十年一月至十二月 January—December 1952.	
				數 量 Quantity.	價值：新台幣 Value: N. T. \$
65104	51	未列名棉線	Cotton Thread, n. o. r..... 公斤 Kilogrs.	173,381	7,882,811
		來源地名	Country of Origin.		
		英國.....	Britain.....	642	35,860
		香港*.....	Hongkong*.....	32,911 (1,815)	1,357,868 (77,717)
		日本.....	Japan.....	121,852	5,770,569
		美國.....	U. S. of America.....	1,814	143,944
		來源無從確定者...	Origin Un-identifiable.....	16,162	574,570
		輸入口岸	Port of Entry		
		台北.....	Taipei.....	133,815	6,459,695
		台南.....	Tainan.....	39,566	1,423,116
26401	60	雜麻	Jute, Raw.....公担 Quintals	14,172	10,356,260
		來源地名	Country of Origin.		
		巴基斯坦.....	Pakistan.....	14,172	10,356,260
		輸入口岸	Port of Entry.		
		台北.....	Taipei.....
		台南.....	Tainan.....	14,172	10,356,260
65601	65	新雜麻袋	Gunny Bags, New..... 公担 Quintals	44,400	30,457,376
		來源地名	Country of Origin.		
		香港*.....	Hongkong*.....	80 (80)	33,920 (33,920)
		印度.....	India.....	37,517	25,071,697
		尼泊爾.....	Nepal.....	4,440	3,925,807
		來源無從確定者...	Origin Un-identifiable..	2,363	1,425,952
		輸入口岸	Port of Entry.		
		台北.....	Taipei.....	14,771	11,872,628
		台南.....	Tainan.....	29,629	18,584,748
		26202	69b	毛:- 巴淨羊毛	Wool:- Wool, Scoured..... 公斤 Kilogrs.
來源地名	Country of Origin.				
澳洲.....	Australia.....			145,657	7,223,828
英國.....	Britain.....			25,702	1,123,688
來源無從確定者...	Origin Un-identifiable.....			3	1,385
輸入口岸	Port of Entry.				
台北.....	Taipei.....	171,362	8,348,901		
台南.....	Tainan.....		
26207	69c	已梳或已篦之羊毛 (長絨毛及短絨毛在內)	Wool, Carded or Combed (incl. Wool Tops and Noils).....公斤 Kilogrs.	200,667	11,549,353

* 包括經由香港進口之土貨，輸入時按章視作洋貨徵稅（其數量及價值見括弧內數字）。

* Including quantity and value (in brackets) of goods of Chinese origin imported from Hongkong which, for duty purposes, were treated as foreign goods on entry into Taiwan.

第九表 (附表) 主要進口貨物類編—續
 IX.—(Supplementary)—Analysis of Principal Imports from Foreign Countries—Continued.

聯合國標準 分類號列 SITC No.	統計號列 Returns No.	貨名；來源地名；及輸入口岸 Name of Article; Country of Origin; and Port of Entry.		四十一年一月至十二月 January—December 1952.			
				數 Quantity.	價值：新台幣 Value: N. T. \$		
65603	84	來源地名	Country of Origin				
		澳洲.....	Australia.....	92,030	5,175,801		
		英國.....	Britain.....	98,222	5,668,359		
		香港.....	Hongkong.....	500	15,120		
		日本.....	Japan.....	5,150	417,812		
		來源無從確定者..	Origin Un-identifiable.....	4,765	272,261		
		輸入口岸	Port of Entry				
		台北.....	Taipei.....	188,441	10,941,312		
		台南.....	Tainan.....	12,226	608,041		
				267,114	7,901,364		
65106	92	來源地名	Country of Origin				
		英國.....	Britain.....	37	6,786		
		日本.....	Japan.....	39	1,542		
		美國.....	U. S. of America.....	267,038	7,893,036		
		輸入口岸	Port of Entry				
		台北.....	Taipei.....	266,835	7,891,891		
		台南.....	Tainan.....	279	9,473		
		人造粗絲	Artificial Silk Yarn..... 公斤 Kilogrs.	388,760	10,613,906		
		來源地名	Country of Origin				
		英國.....	Britain.....	181	4,032		
美國.....	Italy.....	9,357	261,647				
日本.....	Japan.....	379,222	10,348,227				
輸入口岸	Port of Entry						
台北.....	Taipei.....	381,213	10,420,099				
台南.....	Tainan.....	7,547	193,807				
26601	92a	人造細絲	Artificial Silk Floss..... 公斤 Kilogrs.	329,933	5,464,974		
		來源地名	Country of Origin				
		英國.....	Britain.....	59,238	1,031,761		
		日本.....	Japan.....	247,987	4,040,861		
		和國.....	Netherlands.....	22,708	392,352		
		輸入口岸	Port of Entry				
		台北.....	Taipei.....	329,933	5,464,974		
		台南.....	Tainan.....		
		68104	111	未鍍鋅鋼鐵條	Iron and Steel, Un- galvanized: Bars..... 公担 Quintals	39,406	8,665,929

第九表(附表)主要進口貨物類編一續

IX. —(Supplementary)—Analysis of Principal Imports from Foreign Countries—Continued.

聯合國標準 分類號列 SITC No.	統計號列 Returns No.	貨名；來源地名；及輸入口岸 Name of Article; Country of Origin; and Port of Entry.		四十一年一月至十二月 January—December 1952	
				數 Quantity.	價值：新台幣 Value: N. T. \$
68114	117	來源地名	Country of Origin		
		香港.....	Hongkong	838	193,370
		日本.....	Japan.....	35,297	7 551,828
		美國.....	U. S. of America.....	3,271	920,731
		輸入口岸	Port of Entry		
		台北.....	Taipei.....	37,888	8,355,524
		台南.....	Tainan.....	1,518	310,405
		未鍍鋅鋼鐵管及其 配件	Iron and Steel, Un- galvanized: Pipes, and their Fittings.....		
			公担 Quintals	45,747	12,458,933
		68113	117a	來源地名	Country of Origin
英國.....	Britain			3,081	650,434
日本.....	Japan.....			18,137	7,076,763
和國.....	Netherlands.....			23,418	4,272,246
美國.....	U. S. of America.....			111	274,633
來源無從確定者...	Origin Un-identifiable.....			1,000	184,857
輸入口岸	Port of Entry				
台北.....	Taipei.....			45,050	11,981,738
台南.....	Tainan.....			697	477,195
未鍍鋅鋼鐵管子及 其配件	Iron and Steel, Un- galvanized: Tubes, and their Fittings.....				
	公担 Quintals	8,728	2,572,150		
68105	120	來源地名	Country of Origin		
		德國.....	Germany.....	2,063	374,972
		日本.....	Japan.....	1,957	1,007,956
		和國.....	Netherlands	4,268	768,029
		美國.....	U. S. of America.....	437	420,493
		來源無從確定者...	Origin Un-identifiable.....	3	700
		輸入口岸	Port of Entry		
		台北.....	Taipei	8,594	2,346,731
		台南.....	Tainan....	134	225,419
		未鍍鋅鋼鐵片，板 (厚3.2公厘或以上)	Iron and Steel, Un- galvanized: Sheets and Plates, 3.2mm. thick and over		
	公担 Quintals	40,544	8,825,099		
68105	120	來源地名	Country of Origin		
		日本.....	Japan	40,516	8,794,482
		美國.....	U. S. of America.....	28	30,617
		輸入口岸	Port of Entry		
		台北.....	Taipei	32,258	6,841,285
		台南.....	Tainan.....	8,286	1,983,814

第九表 (附表) 主要進口貨物類編一續

IX.—(Supplementary)—Analysis of Principal Imports from Foreign Countries—Continued.

聯合國標準 分類號列 SITC No.	統計號列 Returns. No.	貨名；來源地名；及輸入口岸 Name of Article; Country of Origin; and Port of Entry.		四十一年一月至十二月 January—December 1952.	
				數 量 Quantity.	價值：新台幣 Value: N. T. \$
68107	122	未鍍錫鋼鐵：馬口鐵	Iron and Steel, Un- galvanized: Tinned Plates..... 公担 Quintals	22,506	10,202,423
		來 源 地 名	Country of Origin		
		日本.....	Japan	6,228	3,614,342
		美國.....	U. S. of America	16,268	6,572,558
		來源無從確定者...	Origin Un-identifiable	10	15,523
		輸 入 口 岸	Port of Entry		
		台北.....	Taipei	22,429	10,148,799
		台南.....	Tainan.....	77	53,624
68107	127	鍍錫鋼鐵片	Iron and Steel, Gal- vanized: Sheets..... 公担 Quintals	56,728	22,841,318
		來 源 地 名	Country of Origin		
		日本.....	Japan.....	56,428	22,733,026
		美國.....	U. S. of America....	300	108,292
		輸 入 口 岸	Port of Entry		
				台北.....	Taipei
		台南.....	Tainan.....	4,322	1,216,919
68112	128	鍍錫鋼鐵絲	Iron and Steel, Galvanized: Wire	74,586	19,718,256
		來 源 地 名	Country of Origin		
		香港.....	Hongkong.....	3	534
		日本.....	Japan.....	74,574	19,681,321
		美國.....	U. S. of America	6	30,051
		來源無從確定者...	Origin Un-identifiable.....	3	6,350
輸 入 口 岸	Port of Entry				
		台北.....	Taipei	62,433	16,666,642
		台南.....	Tainan.	12,153	3,051,614
72101	147	電動機	Electric Motors 公斤 Kilogr.	410,845	8,609,284
		來 源 地 名	Country of Origin		
		比國.....	Belgium.....	545	14,578
		英國.....	Britain	8,608	184,664
		坎拿大.....	Canada.....	249	2,520
		德國.....	Germany.....	128	7,652
		香港.....	Hongkong.....	700	20,664
		日本.....	Japan.....	381,887	7,763,358
		瑞典.....	Sweden.....	100	2,147
		美國.....	U. S. of America.....	18,627	612,792
		來源無從確定者...	Origin Un-identifiable.....	1	909

第九表 (附表) 主要進口貨物類編一續
 IX.—(Supplementary)—Analysis of Principal Imports from Foreign Countries—Continued.

聯合國標準 分類號列 SITC No.	統計號列 Returns No.	貨名；來源地名；及輸入口岸 Name of Article; Country of Origin; and Port of Entry.		四十一年一月至十二月 January—December 1952.	
				數 Quantity.	價值：新台幣 Value: N. T. \$
72101	148	輸入口岸 Port of Entry			
		台北.....	Taipei.....	393,722	8,099,558
		台南.....	Tainan.....	17,123	509,726
		變壓器 Electric Transformers..... 公斤 Kilogr.		184,298	3,273,705
		來源地名 Country of Origin			
		英國.....	Britain.....	875	26,620
		香港.....	Hongkong	4,129	128,841
		日本.....	Japan.....	174,623	2,959,449
		美國.....	U. S. of America.....	4,298	148,715
		來源無從確定者...	Origin Un-identifiable.....	373	10,080
72119	149	輸入口岸 Port of Entry			
		台北.....	Taipei.....	173,692	2,997,041
		台南.....	Tainan.....	10,606	276,664
		未列名電氣機器及 電氣機器配件 Electrical Machinery, n.o.s., and Parts of Electrical Machinery..... 公斤 Kilogr.		322,640	9,324,060
		來源地名 Country of Origin			
		英國.....	Britain.....	339	26,215
		日本.....	Japan	262,359	6,372,798
		美國.....	U. S. of America.....	59,942	2,925,047
		輸入口岸 Port of Entry			
		台北.....	Taipei	296,420	8,381,504
台南.....	Tainan.....	26,220	942,556		
71608	152	紡織機器及其配件 Textile Machinery and parts.....公担 Quintals		33,518	46,164,725
		來源地名 Country of Origin			
		比國.....	Belgium.....	2	9,176
		英國.....	Britain.....	312	1,161,473
		德國.....	Germany.....	2	14,085
		香港.....	Hongkong	21	39,715
		日本.....	Japan.....	32,506	41,641,629
		摩洛哥.....	Morocco.....	1	42,739
		瑞士.....	Switzerland		21,263
		美國.....	U. S. of America.....	650	2,953,306
來源無從確定者...	Origin Un-identifiable.....	24	281,339		
輸入口岸 Port of Entry					
台北.....	Taipei	33,043	45,723,341		
台南.....	Tainan.....	475	441,384		
復往外洋 Re-exported Abroad		9	24,343		

第九表 (附表) 主要進口貨物類編一續

IX.—(Supplementary)—Analysis of Principal Imports from Foreign Countries—Continued.

聯合國標準 分類號列 SITC No.	統計號列 Returns No.	貨名；來源地名；及輸入口岸 Name of Article; Country of Origin; and Port of Entry.		四十一年一月至十二月 January—December 1952.			
				數 量 Quantity.	價值：新台幣 Value: N. T. \$		
71105	155a	發動機及其配件：-	Prime Movers and Parts:-				
		煤氣引擎，汽油，煤油，重油或原油引擎	Gas Engines, Gasolene and Kerosene Oil Engines and Heavy and Crude Oil Engines..... 公担 Quintals	2,465	5,574,202		
		來源地名	Country of Origin				
		美國.....	Britain.....	20	52,585		
		日本.....	Japan.....	2,275	3,854,082		
		美國.....	U. S. of America.....	164	1,639,333		
		來源無從確定者..	Origin Un-identifiable.....	6	28,202		
		輸入口岸	Port of Entry				
		台北.....	Taipei.....	1,421	3,938,577		
		台南.....	Tainan.....	1,044	1,635,625		
71103	155b	透平發電機及蒸汽引擎	Turbo-generator Sets and Steam Engines..... 公担 Quintals	78	775,499		
		來源地名	Country of Origin				
		日本.....	Japan.....	78	775,499		
		輸入口岸	Port of Entry				
		台北.....	Taipei.....	-45	-20,000		
		台南.....	Tainan.....	123	795,499		
		復往外洋	Re-exported Abroad	45	20,000		
		71109	155c	其他發動機	Other Prime Movers. 公担 Quintals	113	600,248
				來源地名	Country of Origin		
				日本.....	Japan.....	79	430,352
美國.....	U. S. of America.....			34	169,896		
輸入口岸	Port of Entry						
台北.....	Taipei.....			34	169,896		
台南.....	Tainan.....			79	430,352		
71615	155d			配件	Parts..... 公担 Quintals	212	2,352,757
				來源地名	Country of Origin		
				澳洲.....	Australia.....		5,002
		英國.....	Britain.....	9	48,107		
		日本.....	Japan.....	105	626,522		
		美國.....	U. S. of America.....	94	1,633,504		
		來源無從確定者..	Origin Un-identifiable.....	4	39,622		
		輸入口岸	Port of Entry				
		台北.....	Taipei.....	191	2,195,719		
		台南.....	Tainan.....	21	157,038		

第九表 (附表) 主要進口貨物類編一續

IX.—(Supplementary)—Analysis of Principal Imports from Foreign Countries—Continued.

聯合國標準 分類號列 SITC No.	統計號列 Returns No.	貨名；來源地名；及輸入口岸 Name of Article; Country of Origin; and Port of Entry.		四十一年一月至十二月 January—December 1952.	
				數 量 Quantity.	價值：新台幣 Value: N.T.\$
71101	158a	未列名機器及其配件：—	Machinery and Parts, n. o. r.:—		
		蒸汽鍋爐	Steam Generating Boilers 公担 Quintals	2,560	3,824,437
		來源地名	Country of Origin		
		英國.....	Britain.....	2	6,652
		日本.....	Japan.....	2,482	3,618,521
		美國.....	U. S. of America.....	76	186,160
		來源無從確定者..	Origin Un-identifiable.....	..	13,104
		輸入口岸	Port of Entry		
		台北.....	Taipei.....	153	394,986
		台南.....	Tainan.....	2,407	3,429,451
71102	158b	蒸汽鍋爐間設備	Boiler House Plants..... 公担 Quintals	8	127,160
		來源地名	Country of Origin		
		美國.....	U. S. of America.....	8	127,160
		輸入口岸	Port of Entry		
		台北.....	Taipei.....	8	127,160
台南.....	Tainan.....		
71612	158c	空氣調節機及冷藏設備 (電氣冰箱不在內)	Air Conditioning and Refrigerating Equipment (excluding Mechanical Refrigerators)..... 公担 Quintals	1,258	1,321,308
		來源地名	Country of Origin		
		日本.....	Japan.....	1,090	1,167,859
		美國.....	U. S. of America.....	168	153,449
		輸入口岸	Port of Entry		
台北.....	Taipei.....	1,257	1,319,492		
台南.....	Tainan.....	1	1,816		
71603	158d	輸送機,起重機,掘鑿機,築路機及採礦機	Conveying, Hoisting, Excavating, Road Construction and Mining Machinery..... 公担 Quintals	25	136,262
		來源地名	Country of Origin		
		日本.....	Japan.....	..	215
		美國.....	U. S. of America.....	25	136,047
		輸入口岸	Port of Entry		
台北.....	Taipei.....	25	136,262		
台南.....	Tainan.....		

第九表 (附表) 主要進口貨物類編—續

IX.—(Supplementary)—Analysis of Principal Imports from Foreign Countries—Continued.

聯合國標準 分類號列 SITC No.	統計號列 Returns No.	貨名；來源地名；及輸入口岸 Name of Article; Country of Origin; and Port of Entry.		四十一年一月至十二月 January—December 1952.			
				數 量 Quantity.	價值：新台幣 Value. N.T.\$		
71613	158g	未列名機器(電氣 機器不在內)	Machinery, n. o. r., other than Electrical..... 公担 Quintals	17,811	32,664,991		
						來源地名	Country of Origin
		奧國.....	Austria.....	..	2,618		
		英國.....	Britain.....	195	704,124		
		德國.....	Germany.....	30	111,808		
		香港.....	Hongkong	197	956,317		
		日本.....	Japan	12,072	17,413,006		
		澳門.....	Macao.....	2	12,852		
		和國.....	Netherlands.....	1	4,297		
		瑞典.....	Sweden.....	5	22,315		
		美國.....	U. S. of America.....	5,165	13,199,551		
		來源無從確定者...	Origin Un-identifiable.....	144	238,103		
		輸入口岸	Port of Entry				
		台北.....	Taipei	11,496	26,003,125		
台南.....	Tainan.....	6,315	6,661,866				
復往外洋	Re-exported Abroad.	..	2,441				
71615	158h	未列名機器配件	Parts of Machinery, n. o. r.....公担 Quintals	4,238	8,696,016		
						來源地名	Country of Origin
		英國.....	Britain.....	45	126,317		
		法國.....	France.....	2	17,552		
		香港.....	Hongkong	16	82,888		
		日本.....	Japan.....	3,897	6,996,206		
		瑞典.....	Sweden.....	7	9,072		
		美國.....	U. S. of America.....	244	1,403,615		
		來源無從確定者...	Origin Un-identifiable.....	27	60,366		
		輸入口岸	Port of Entry				
		台北.....	Taipei	3,996	7,923,969		
		台南.....	Tainan.....	242	772,047		
		61201	158i	機器帶、蛇管(橡 皮製者不在內)	Machine Belting and Hose (other than those made of Rubber)..... 公担 Quintals	538	2,775,368
澳洲.....	Australia.....			19	187,162		
英國.....	Britain.....			30	181,037		
捷克斯拉夫.....	Czechoslovakia.....			..	6,048		
香港.....	Hongkong			47	207,862		
日本.....	Japan			393	1,939,549		
和國.....	Netherlands.....			1	9,866		
美國.....	U. S. of America.....			31	153,562		
來源無從確定者...	Origin Un-identifiable.....			17	90,282		

第九表 (附表) 主要進口貨物類編—續
 IX.—(Supplementary)—Analysis of Principal Imports from Foreign Countries—Continued.

聯合國標準 分類號列 SITC No.	統計號列 Returns No.	貨名；來源地名；及輸入口岸 Name of Article; Country of Origin; and Port of Entry.		四十一年一月至十二月 January—December 1952.	
				數 量 Quantity.	價值：新台幣 Value: N.T.\$
		輸 入 口 岸	Port of Entry		
		台北.....	Taipei	535	2,765,886
		台南.....	Tainan.....	3	9,482
65302	158j	羅拉呢,長毛呢,漿 紗呢	Roller Cloth, Clearer Cloth, Sizing Flannel, etc.....公担 Quintals	54	784,394
		來 源 地 名	Country of Origin		
		英國.....	Britain.....	26	450,033
		日本.....	Japan.....	13	223,021
		美國.....	U. S. of America.....	13	97,385
		來源無從確定者...	Origin Un-identifiable.....	2	13,955
		輸 入 口 岸	Port of Entry		
		台北.....	Taipei	54	784,394
		台南.....	Tainan.....
72119	158k	未列名電氣器具及 其配件	Electrical Apparatus and Accessories, n.o.r	135	231,303
		來 源 地 名	Country of Origin		
		日本.....	Japan.....	126	201,672
		美國.....	U. S. of America.....	9	29,631
		輸 入 口 岸	Port of Entry		
		台北.....	Taipei	135	231,303
		台南.....	Tainan.....
69912	160	未列名手工工具	Hand Tools, n.o.r.....	703,093	9,530,908
		來 源 地 名	Country of Origin		
		奧國.....	Austria.....	6	906
		英國.....	Britain.....	2,931	150,650
		法國.....	France.....	20	784
		德國.....	Germany.....	6,152	174,595
		香港.....	Hongkong	3,201	88,533
		日本.....	Japan	668,493	8,171,436
		瑞典.....	Sweden	24	1,366
		瑞士.....	Switzerland.....	2	3,629
		美國.....	U. S. of America.....	21,220	805,793
		來源無從確定者...	Origin Un-identifiable.....	1,044	133,216
		輸 入 口 岸	Port of Entry		
		台北.....	Taipei	662,487	9,031,560
		台南.....	Tainan.....	40,606	499,348

第九表 (附表) 主要進口貨物類編一續

IX.—(Supplementary)—Analysis of Principal Imports from Foreign Countries—Continued.

聯合國標準 分類號列 SITC No.	統計號列 Returns No.	貨名；來源地名；及輸入口岸 Name of Article; Country of Origin; and Port of Entry.		四十一年一月至十二月 January—December 1952.	
				數 Quantity.	價值：新台幣 Value: N. T. \$
73203	168	馬達拖動車、拖車、 (油箱拖車在內) 及貨車等	Motor Tractors, Trailers, (incl. Tank Trailers), Trucks, etc.....輛 Pieces	160	3,207,475
		來源地名	Country of Origin		
		日本.....	Japan.....	2	139,446
		美國.....	U. S. of America.....	158	3,068,029
		輸入口岸	Port of Entry		
		台北.....	Taipei.....	43	1,376,425
台南.....	Tainan.....	117	1,831,050		
73205	168a	馬達拖動車、拖車 及貨車等之車台	Chassis for Motor Tractors, Trailers and Trucks, etc.... 輛 Pieces	320	11,521,299
		來源地名	Country of Origin		
		日本.....	Japan.....	230	8,940,239
		美國.....	U. S. of America.....	90	2,581,060
		輸入口岸	Port of Entry		
		台北.....	Taipei.....	320	11,521,299
台南.....	Tainan.....		
73203	169a	汽車、長途汽車：— 容十二座位以上之 長途汽車	Motor Cars and Buses:— Passenger Vehicles with seats for not less than 12 passengers輛 Pieces	2	64,809
		來源地名	Country of Origin		
		美國.....	U. S. of America.....	2	64,809
		輸入口岸	Port of Entry		
		台北.....	Taipei.....	2	64,809
		台南.....	Tainan.....
73205	169b	容十二座位以上長 途汽車之車台	Chassis for Passenger Vehicles with seats for not less than 12 passengers. 輛 Pieces	60	2,403,078
		來源地名	Country of Origin		
		日本.....	Japan.....	47	1,940,501
		美國.....	U. S. of America.....	13	462,577
		輸入口岸	Port of Entry		
		台北.....	Taipei.....	60	2,403,078
台南.....	Tainan.....		

第九表 (附表) 主要進口貨物類編—續
 IX.—(Supplementary)—Analysis of Principal Imports from Foreign Countries—Continued.

聯合國標準 分類號列 SITC No.	統計號列 Returns No.	貨名；來源地名；及輸入口岸 Name of Article; Country of Origin; and Port of Entry.		四十一年一月至十二月 January—December 1952.	
				數 量 Quantity.	價值：新台幣 Value: N.T.\$
73201	169c	未列名汽車	Motor-cars, n.o.f..... 輛 Pieces	15	374,192
		來 源 地 名	Country of Origin		
		英國.....	Britain.....	2	36,173
		美國.....	U. S. of America.....	13	338,019
		輸 入 口 岸	Port of Entry		
		台北.....	Taipei	15	374,192
		台南.....	Tainan.....
73206	170	汽車零件,附件(車輪胎不在內)	Motor-car Parts and Accessories (not incl. Tires and Tubes)...公担 Quintals	9,600	23,398,361
		來 源 地 名	Country of Origin		
		澳洲.....	Australia.....	2	30,260
		英國.....	Britain.....	21	104,691
		坎拿大.....	Canada	4	16,632
		德國.....	Germany.....	1	11,869
		香港.....	Hongkong	3	23,149
		日本.....	Japan	5,204	9,279,067
		美國.....	U. S. of America.....	4,349	13,906,089
		來源無從確定者...	Origin Un-identifiable.....	16	26,604
		輸 入 口 岸	Port of Entry		
台北.....	Taipei	8,714	22,320,723		
台南.....	Tainan.....	886	1,077,638		
		復 往 外 洋	Re-exported Abroad	3	24,816
73302	172	腳踏車零件,附件 (車輪胎不在內)	Bicycle Parts and Accessories (not incl. Tires and Tubes) 公斤 Kilogrs.	1,212,885	13,483,414
		來 源 地 名	Country of Origin		
		比國.....	Belgium	6	605
		英國.....	Britain.....	173	10,533
		德國.....	Germany.....	1,679	41,885
		日本.....	Japan	1,210,958	13,424,761
		和國.....	Netherlands	69	5,630
		輸 入 口 岸	Port of Entry		
台北.....	Taipei	1,178,186	12,949,879		
台南.....	Tainan.....	34,699	533,535		
73202	173a	未列名馬達車輛及其 附件(車輪胎不在內):- 機器腳踏車	Motor Vehicles, n. o. r., and parts (not incl. Tires and Tubes):- Motor-cycles..... 公担 Quintals	536	109,248

第九表 (附表) 主要進口貨物類編—續
 IX.—(Supplementary)—Analysis of Principal Imports from Foreign Countries—Continued.

聯合國標準 分類號列 SITC No.	統計號列 Returns No.	貨名；來源地名；及輸入口岸 Name of Article; Country of Origin; and Port of Entry.		四十一年一月至十二月 January—December				
				數 量 Quantity	價值：新台幣 Value: N.T.\$			
73201	173b	來源地名	Country of Origin					
		英國.....	Britain.....	9	36,005			
		香港.....	Hongkong ...	2	2,722			
		日本.....	Japan	521	59,493			
		美國.....	U. S. of America.....	4	10,028			
		來源無從確定者..	Origin Un-identifiable.....	..	1,000			
		輸入口岸	Port of Entry					
		台北.....	Taipei.....	535	104,964			
		台南.....	Tainan.....	1	4,284			
			旅行車	Motor Station Wagons..... 公担 Quintals	153	416,961		
73201	173c	來源地名	Country of Origin					
		美國.....	U. S. of America.....	153	416,961			
		輸入口岸	Port of Entry					
		台北.....	Taipei.....	153	416,961			
		台南.....	Tainan.....			
			馬達三輪車	3-Wheeled Motor Vehicles 公担 Quintals	28	62,947		
		來源地名	Country of Origin					
		日本.....	Japan.....	28	62,947			
		輸入口岸	Port of Entry					
		台北.....	Taipei.....	28	62,947			
台南.....	Tainan.....					
73203	173d		其他 (救護車、柩車在內)	Others (incl. Ambulances and Hearses) 公担 Quintals	114	58,569		
		來源地名	Country of Origin					
		日本.....	Japan.....	95	42,751			
		美國.....	U. S. of America.....	19	15,818			
		輸入口岸	Port of Entry					
		台北.....	Taipei.....	19	15,818			
		台南.....	Tainan.....	95	42,751			
		73309	173e		未列名車輛	Other Vehicles, n. o. r., 公担 Quintals	2,321	2,523,177
				來源地名	Country of Origin			
				日本.....	Japan.....	2,276	2,437,830	
美國.....	U. S. of America.....			45	85,347			
輸入口岸	Port of Entry							
台北.....	Taipei.....			2,086	2,310,926			
台南.....	Tainan.....			235	212,251			

第九表 (附表) 主要進口貨物類編一續

IX.—(Supplementary)—Analysis of Principal Imports from Foreign Countries—Continued.

聯合國標準 分類號列 SITC No.	統計號列 Returns No.	貨名；來源地名；及輸入口岸 Name of Article; Country of Origin; and Port of Entry.		四十一年一月至十二月 January—December 1952.			
				數 量 Quantity.	價值：新台幣 Value: N.T.\$		
73207	173f	機器腳踏車零件	Parts for Motor-cycles..... 公担 Quintals	11,513	6,946,661		
		來源地名	Country of Origin				
		英國.....	Britain.....			8,425	1,518,993
		德國.....	Germany.....			28	141,413
		日本.....	Japan.....			256	1,050,443
		美國.....	U. S. of America.....			2,804	4,235,812
		輸入口岸	Port of Entry				
		台北.....	Taipei.....			382	1,512,660
		台南.....	Tainan.....			11,131	5,434,001
		86101	177a			未列名科學儀器或 器具,及其零件,附 件:—	Scientific Instruments or Apparatus, and Parts or Accessories, n.o.r. :-
光學儀器及其附件	Optical Instruments and Appliances and parts 公斤 Kilogr.						
來源地名	Country of Origin						
德國.....	Germany.....			5	2 822		
日本.....	Japan			4,138	563,321		
美國.....	U.S. of America			444	147,828		
輸入口岸	Port of Entry						
台北.....	Taipei			4,541	705,258		
台南.....	Tainan.....			46	8,713		
86103	177b			外科醫療及牙科用 儀器及器具	Surgical, Medical and Den- tal Instruments and Appli- ances公斤 Kilogr.	61,852	4,023,567
		來源地名	Country of Origin				
		英國.....	Britain.....	15	6,350		
		德國.....	Germany.....	27	11,329		
		香港.....	Hongkong.....	50	756		
		日本.....	Japan	61,488	3,945,897		
		美國.....	U. S. of America.....	244	58,391		
		來源無從確定者...	Origin Un-identifiable.....	28	844		
		輸入口岸	Port of Entry				
		台北.....	Taipei	60,257	3,929 489		
台南.....	Tainan.....	1,595	94,078				
86109	177c	復往外洋	Re-exported Abroad	117,970	8,478,735		
		17	9,842				
		未列名計量,制御, 及科學儀器	Measuring, Controlling and Scientific Instruments, n.o.r.....公斤 Kilogr.				
		來源地名	Country of Origin				
		澳洲.....	Australia.....			19	1,923
		英國.....	Britain.....			555	80,403
		德國.....	Germany.....			1,011	131,610
		香港.....	Hongkong			1,913	111,324
		日本.....	Japan			92,821	4,878 679
		瑞士.....	Switzerland			223	50 337
美國.....	U. S. of America.....	20,592	3,165,003				
來源無從確定者...	Origin Un-identifiable.....	836	59,456				

第九表 (附表) 主要進口貨物類編一續

IX.—(Supplementary)—Analysis of Principal Imports from Foreign Countries—Continued.

聯合國標準 分類號列 SITC No.	統計號列 Returns No.	貨名；來源地名；及輸入口岸 Name of Article; Country of Origin; and Port of Entry.		四十一年一月至十二月 January—December 1952.	
				數 Quantity.	價值：新台幣 Value: N.T.\$
72111	177d	輸入口岸	Port of Entry		
		台北.....	Taipei.....	108,081	7,384,196
		台南.....	Tainan.....	9,889	1,094,539
		復往外洋	Re-exported Abroad	92	52,698
		X-光儀器及其附件	X-Ray Apparatus and parts 公斤 Kilogrs.	21,307	1,776,705
		來源地名	Country of Origin		
		英國.....	Britain.....	60	5,170
		德國.....	Germany.....	5	428
		日本.....	Japan.....	19,577	1,383,032
		美國.....	U. S. of America.....	1,665	388,075
86201	177e	輸入口岸	Port of Entry		
		台北.....	Taipei.....	20,367	1,730,501
		台南.....	Tainan.....	940	46,204
		X-光軟片，玻璃片	X-Ray Films and Plates 公斤 Kilogrs	3,727	529,697
		來源地名	Country of Origin		
		比國.....	Belgium.....	425	46,436
		英國.....	Britain.....	38	5,741
		德國.....	Germany.....	218	31,818
		日本.....	Japan.....	314	33,533
		美國.....	U. S. of America.....	2,732	412,169
72102	187	輸入口岸	Port of Entry		
		台北.....	Taipei.....	3,721	529,184
		台南.....	Tainan.....	6	513
		濕電池，儲電瓶	Accumulators and Dry Cells.....公斤 Kilogrs.	982,763	11,255,957
		來源地名	Country of Origin		
		澳洲.....	Australia.....	626	7,117
		英國.....	Britain.....	2,115	22,883
		德國.....	Germany.....	1,737	48,515
		香港.....	Hongkong.....	375,837	3,250,439
		日本.....	Japan.....	271,511	3,115,229
美國.....	U. S. of America.....	330,817	4,810,262		
		星加坡等處.....	Straits Settlements and F.M.S.	120	1,512
72104	201	輸入口岸	Port of Entry		
		台北.....	Taipei.....	809,902	9,026,964
		台南.....	Tainan.....	172,861	2,228,993
		無線電話機及零件	Radio Sets and parts..... 公斤 Kilogrs.	88,816	8,675,146


第九表 (附表) 主要進口貨物類編—續

IX.—(Supplementary)—Analysis of Principal Imports from Foreign Countries—Continued.

聯合國標準 分類號列 SITC No.	統計號列 Returns No.	貨名；來源地名；及輸入口岸 Name of Article; Country of Origin; and Port of Entry.		四十一年一月至十二月 January—December 1952.	
				數 量 Quantity.	價值：新台幣 Value: N.T.\$
		來 源 地 名	Country of Origin		
		英國.....	Britain.....	7,271	785,696
		坎拿大.....	Canada.....	10	2,027
		法國.....	France.....	5	700
		德國.....	Germany.....	45	12,538
		香港.....	Hongkong.....	54	7,235
		義國.....	Italy.....	195	64,260
		日本.....	Japan.....	59,475	3,323,164
		和國.....	Netherlands.....	328	44,558
		美國.....	U. S. of America.....	21,136	4,410,936
		來源無從確定者...	Origin Un-identifiable.....	297	24,032
		輸 入 口 岸	Port of Entry		
		台北.....	Taipei.....	84,530	6,750,581
		台南.....	Tainan.....	4,286	1,924,565
		復 往 外 洋	Re-exported Abroad	40	800
03103	212	魷魚，墨魚	Fish, Cuttle 公斤 Kilogrs.	7,984,094	30,727,441
		來 源 地 名	Country of Origin		
		日本.....	Japan.....	7,982,294	30,721,343
		來源無從確定者...	Origin Un-identifiable.....	1,800	6,098
		輸 入 口 岸	Port of Entry		
		台北.....	Taipei.....	6,498,340	25,311,938
		台南.....	Tainan.....	1,485,754	5,415,503
03102	214	乾魚，煙鱈魚	Fish, Dried and Smoked... 公担 Quintals	15,306	6,983,871
		來 源 地 名	Country of Origin		
		香港*.....	Hongkong*.....	208 (26)	73,909 (8,316)
		日本.....	Japan.....	14,085	6,565,523
		韓國.....	Korea.....	540	184,706
		來源無從確定者...	Origin Un-identifiable.....	473	159,733
		輸 入 口 岸	Port of Entry		
		台北.....	Taipei.....	14,071	6,557,981
		台南.....	Tainan.....	1,235	425,890
03102	216	鹹青鱈魚	Fish, Salted Herring..... 公担 Quintals	10,869	3,039,452
		來 源 地 名	Country of Origin		
		坎拿大.....	Canada.....	5,795	1,656,011
		香港.....	Hongkong.....	538	175,007
		日本.....	Japan.....	4,210	1,113,554
		美國.....	U. S. of America.....	113	37,494
		來源無從確定者...	Origin Un-identifiable.....	213	57,386
		輸 入 口 岸	Port of Entry		
		台北.....	Taipei.....	8,822	2,465,781
		台南.....	Tainan.....	2,047	573,671

* 包括經由香港進口之土貨，輸入時按章視作洋貨徵稅（其數量及價值見括弧內數字）。

* Including quantity and value (in brackets) of goods of Chinese origin imported from Hongkong which, for duty purposes, were treated as foreign goods on entry into Taiwan.



第九表 (附表) 主要進口貨物類編一續

IX.—(Supplementary)—Analysis of Principal Imports from Foreign Countries—Continued.

聯合國標準 分類號別 SITC No.	統計號別 Returns No.	貨名；來源地名；及輸入口岸 Name of Article; Country of Origin; and Port of Entry.		四十一年一月至十二月 January—December 1952.			
				數 Quantity.	價值：新台幣 Value: N. T. \$		
03102	217	未列名鹹魚	Fish, Salted, n.o.r.....	32,110	8,819,234		
			公担 Quintals				
		來源地名	Country of Origin				
		香港*	Hongkong *.....			333	76,644
						(3)	(1,512)
		日本	Japan			28,744	8,000,313
		韓國	Korea			1,304	341,968
		挪威	Norway			23	7,594
		泰國	Thailand..			143	27,099
		來源無從確定者	Origin Un-identifiable.....			1,563	365,616
	輸入口岸	Port of Entry					
	台北	Taipei	31,287	8,626,323			
	台南	Tainan.....	823	192,911			
02201	224	煉乳	Condensed Milk.....	2,561,772	19,221,152		
			公斤 Kilogrs.				
		來源地名	Country of Origin				
		澳洲	Australia.....			22,307	153,761
		英國	Britain.....			4,058	30,774
		坎拿大	Canada.....			2,880	21,546
		丹麥	Denmark.....			903,327	6,729,054
		義國	Italy.....			1,670	12,716
		日本	Japan..			5,180	32,711
		和國	Netherlands.....			1,622,230	12,237,415
美國	U. S. of America.....	120	3,175				
	輸入口岸	Port of Entry					
	台北	Taipei	1,633,991	12,449,716			
	台南	Tainan.....	927,781	6,771,436			
02202	226	牛奶粉	Milk Food (Milk Powder)	484,834	10,966,204		
			公斤 Kilogrs.				
		來源地名	Country of Origin				
		澳洲	Australia.....			126,629	2,420,336
		英國	Britain.....			114,404	2,444,864
		坎拿大	Canada.....			14,097	403,474
		丹麥	Denmark.....			4,286	32,886
		香港	Hongkong.....			1,512	41,048
		日本	Japan			79,365	1,643,348
		和國	Netherlands			1,375	30,340
紐西蘭	New Zealand.....	682	10,080				
美國	U. S. of America.....	142,484	3,939,828				
	輸入口岸	Port of Entry					
	台北	Taipei	369,970	8,600,199			
	台南	Tainan.....	114,864	2,366,005			
03201	228a	未列名罐裝或其他種 裝食物：—	Foodstuffs, Canned or in any other packing, n.o.r.:-				
		鮑魚、沙甸魚等(罐 裝)	Awabi. Sardines, etc. (Canned).....公斤 Kilogrs.	937,135	9,181,399		

* 包括經由香港進口之土貨，輸入時按章視作洋貨徵稅（其數量及價值見括弧內數字）。

* Including quantity and value (in brackets) of goods of Chinese origin imported from Hongkong which, for duty purposes, were treated as foreign goods on entry into Taiwan.

第九表 (附表) 主要進口貨物類編—續
 IX.—(Supplementary)—Analysis of Principal Imports from Foreign Countries—Continued.

聯合國標準 分類號列 SITC No.	統計號列 Returns No.	貨名；來源地名；及輸入口岸 Name of Article; Country of Origin; and Port of Entry.		四十一年一月至十二月 January—December 1952.	
				數 量 Quantity.	價值：新台幣 Value: N.T.\$
		來 源 地 名	Country of Origin		
		加拿大.....	Canada.....	5,715	44,604
		香港*.....	Hongkong*.....	134 (1)	3,087 (630)
		日本.....	Japan.....	832,545	8,489,430
		韓國.....	Korea.....	912	12,676
		墨西哥.....	Mexico.....	57	1,935
		和國.....	Netherlands.....	65,046	433,284
		葡萄牙.....	Portugal.....	36	871
		美國.....	U. S. of America.....	32,657	194,460
		南非洲聯邦及羅得 斯亞.....	South Africa, Union of, and Rhodesia.....	33	1,052
		輸 入 口 岸	Port of Entry		
		台北.....	Taipei.....	792,318	7,886,368
		台南.....	Tainan.....	144,817	1,295,031
05502	228b	蘆 筍	Asparagus.....公斤 Kilogrs.	1,000	3,780
		來 源 地 名	Country of Origin		
		來源無從確定者...	Origin Un-identifiable.....	1,000	3,780
		輸 入 口 岸	Port of Entry		
		台北.....	Taipei.....
		台南.....	Tainan.....	1,000	3,780
01302	228c	鹹豬肉,火腿,鹹牛 肉等	Bacon and Hams, Beef, Corned or Pickled, etc..... 公斤 Kilogrs.	816	11,983
		來 源 地 名	Country of Origin		
		澳洲.....	Australia.....	816	11,983
		輸 入 口 岸	Port of Entry		
		台北.....	Taipei.....	816	11,983
		台南.....	Tainan.....
01309	228g	肉汁及食用動物膠	Meat Extracts and Gelatine, Edible..... 公斤 Kilogrs.	3,786	225,371
		來 源 地 名	Country of Origin		
		英國.....	Britain.....	3,753	217,396
		美國.....	U. S. of America.....	33	7,975
		輸 入 口 岸	Port of Entry		
		台北.....	Taipei.....	2,550	149,109
		台南.....	Tainan.....	1,236	76,262
41205	228h	橄欖油	Oil, Olive.....公斤 Kilogrs.	115	2,326
		來 源 地 名	Country of Origin		
		美國.....	Italy.....	92	1,721
		西班牙.....	Spain.....	23	605

* 包括經由香港進口之土貨，輸入時按章視作洋貨徵稅（其數量及價值見括弧內數字）。
 * Including quantity and value (in brackets) of goods of Chinese origin imported from Hongkong which, for duty purposes, were treated as foreign goods on entry into Taiwan.

第九表 (附表) 主要進口貨物類編一續

IX.—(Supplementary)—Analysis of Principal Imports from Foreign Countries—Continued.

聯合國標準 分類號列 SITC No.	統計號列 Returns No.	貨名；來源地名；及輸入口岸 Name of Article; Country of Origin; and Port of Entry.		四十一年一月至十二月 January—December 1952.			
				數 Quantity.	價值：新台幣 Value: N.T.\$		
41219	228i	輸入口岸 Port of Entry					
		台北.....	Taipei.....	23	605		
		台南.....	Tainan.....	92	1,721		
		生菜油 Salad Oil.....公斤 Kilogrs.		26,043	306,240		
		來源地名 Country of Origin					
		香港.....	Hongkong.....	859	15,271		
		日本.....	Japan.....	576	7,791		
		美國.....	U. S. of America.....	16,499	238,574		
		來源無從確定制者...	Origin Un-identifiable.....	8,109	44,604		
		輸入口岸 Port of Entry					
04809	228j	台北.....	Taipei.....	17,414	257,100		
		台南.....	Tainan.....	8,629	49,140		
		製成之雜糧粉及雜糧製品 Prepared Foodstuff, Flour, and Cereal Products..... 公斤 Kilogrs.		41	1,058		
		來源地名 Country of Origin					
		美國.....	U. S. of America.....	41	1,058		
		輸入口岸 Port of Entry					
		台北.....	Taipei.....		
		台南.....	Tainan.....	41	1,058		
		09909	228k	其他 Others..... 公斤 Kilogrs.		8,827	144,693
				來源地名 Country of Origin			
澳洲.....	Australia.....			944	52,443		
英國.....	Britain.....			5,800	41,052		
香港.....	Hongkong.....			54	1,319		
日本.....	Japan.....			150	5,691		
美國.....	U. S. of America.....			1,857	41,932		
來源無從確定制者...	Origin Un-identifiable.....			22	2,256		
輸入口岸 Port of Entry							
台北.....	Taipei.....			7,803	122,522		
台南.....	Tainan.....	1,024	22,171				
04101	240	小麥 Wheat..... 公担 Quintals		65,324	10,432,237		
		來源地名 Country of Origin					
		坎拿大.....	Canada.....	16,147	2,050,934		
		美國.....	U. S. of America.....	49,177	8,381,303		
		輸入口岸 Port of Entry					
		台北.....	Taipei.....	65,324	10,432,237		
		台南.....	Tainan.....		
		04601	243	小麥粉 Flour, Wheat..... 公担 Quintals		428,746	99,079,263

第九表 (附表) 主要進口貨物類編一續

IX.—(Supplementary)—Analysis of Principal Imports from Foreign Countries—Continued.

聯合國標準 分類號別 SITC No.	統計號別 Returns No.	貨名；來源地名；及輸入口岸 Name of Article; Country of Origin; and Port of Entry.		四十一年一月至十二月 January—December 1952.	
				數 Quantity,	價值：新台幣 Value: N. T. \$
		來源地名	Country of Origin		
		澳洲.....	Australia.....	5,148	1,277,667
		英國.....	Britain.....	44	11,794
		坎拿大.....	Canada.....	60,352	16,770,621
		香港*.....	Hongkong*.....	26 (26)	6,218 (6,218)
		日本.....	Japan.....	362,644	80,871,529
		美國.....	U. S. of America.....	532	141,434
		輸入口岸	Port of Entry		
		台北.....	Taipei.....	402,345	91,759,916
		台南.....	Tainan.....	26,401	7,319,347
05402	249	荳及豌豆(黃荳不在內)	Beans and Peas (except Soyabeans).....公担Quintals	259,092	59,196,303
		來源地名	Country of Origin		
		香港*.....	Hongkong*.....	167,630 (166,960)	38,881,877 (38,702,025)
		日本.....	Japan.....	9	3,993
		泰國.....	Thailand.....	8,769	1,602,425
		美國.....	U. S. of America.....	80,911	18,302,127
		來源無從確定者...	Origin Un-identifiable.....	1,773	405,881
		輸入口岸	Port of Entry		
		台北.....	Taipei.....	73,746	17,600,460
		台南.....	Tainan.....	185,346	41,595,843
22104	249a	黃荳	Soyabeans.....公担Quintals	303,819	74,581,544
		來源地名	Country of Origin		
		香港*.....	Hongkong*.....	242,431 (241,791)	61,180,669 (61,025,757)
		日本.....	Japan.....	130	35,004
		泰國.....	Thailand.....	7,642	1,916,077
		美國.....	U. S. of America.....	49,786	10,592,683
		來源無從確定者...	Origin Un-identifiable.....	3,830	857,111
		輸入口岸	Port of Entry		
		台北.....	Taipei.....	232,891	57,811,563
		台南.....	Tainan.....	70,928	16,769,981
		未列名菜蔬：—	Vegetables, n. o. r. :-		
		山薯	Potatoes, Fresh.....公担Quintals	3,694	373,152
		來源地名	Country of Origin		
		香港.....	Hongkong.....	91	9,475
		日本.....	Japan.....	3,603	363,677
		輸入口岸	Port of Entry		
		台北.....	Taipei.....	3,694	373,152
		台南.....	Tainan.....
05401	254a	山薯	Potatoes, Fresh.....公担Quintals	3,694	373,152

* 包括經由香港進口之土貨，輸入時按章視作洋貨徵稅(其數量及價值見括弧內數字)。

* Including quantity and value (in brackets) of goods of Chinese origin imported from Hongkong which, for duty purposes, were treated as foreign goods on entry into Taiwan.

第九表 (附表) 主要進口貨物類編一續
IX.—(Supplementary)—Analysis of Principal Imports from Foreign Countries—Continued.

聯合國標準 分類號列 SITC No.	統計號列 Returns No.	貨名；來源地名；及輸入口岸 Name of Article; Country of Origin; and Port of Entry.		四十一年一月至十二月 January—December 1952.					
				數 量 Quantity.	價值：新台幣 Value: N. T. \$				
05409	254c	其他鮮菜蔬，乾菜蔬	Other Vegetables, Fresh or Dried	82,186	10,018,535				
			公担 Quintals						
		來源地名	Country of Origin						
		香港*	Hongkong*						
		日本	Japan						
		來源無從確定者	Origin Un-identifiable	190	98,052				
		輸入口岸	Port of Entry						
		台北	Taipei	76,456	8,894,401				
		台南	Tainan	5,730	1,124,134				
05502	254d	罐裝醃製菜蔬	Vegetables, Prepared or Preserved, Canned	2,590	4,020,695				
			公担 Quintals						
		來源地名	Country of Origin						
		比國	Belgium						
		英國	Britain						
		法國	France						
		香港*	Hongkong*						
		日本	Japan						
		南非洲聯邦及羅得斯亞	South Africa, Union of, and Rhodesia						
		美國	U. S. of America						
						輸入口岸	Port of Entry		
						台北	Taipei	1,906	3,409,162
		台南	Tainan	684	611,533				
05503	254e	散裝醃製菜蔬	Vegetables, Prepared or Preserved, not Canned	118	34,360				
			公担 Quintals						
		來源地名	Country of Origin						
		香港*	Hongkong*						
		日本	Japan						
		南非洲聯邦及羅得斯亞	South Africa, Union of, and Rhodesia						
						輸入口岸	Port of Entry		
		台北	Taipei				
		台南	Tainan	118	34,360				
		未列名藥材， 香料：—	Medicinal Substances and Spices, n. o. r. :-						
29204	262b	其他藥材	Other Medicinal Substances 公斤 Kilogrs.	2,246,121	24,389,086				

* 包括經由香港進口之土貨，輸入時按章視作洋貨徵稅（其數量及價值見括弧內數字）。

* Including quantity and value (in brackets) of goods of Chinese origin imported from Hongkong which for duty purposes, were treated as foreign goods on entry into Taiwan.

第九表 (附表) 主要進口貨物類編一續

IX.—(Supplementary)—Analysis of Principal Imports from Foreign Countries—Continued.

聯合國標準 分類號列 SITC No.	統計號列 Returns No.	貨名；來源地名；及輸入口岸 Name of Article; Country of Origin; and Port of Entry.		四十年一月至十二月 January—December 1952.	
				數 量 Quantity.	價值：新台幣 Value: N. T. \$
		來 源 地 名 Country of Origin			
		坎拿大.....	Canada.....	8,764	155,723
		安南.....	French Indo-China.....	35	4,511
		香港*.....	Hongkong*.....	2,152,907 (2,149,418)	23,100,894 (22,919,891)
		印度.....	India.....	394	12,165
		日本.....	Japan.....	63,579	676,131
		韓國.....	Korea.....	5,052	81,025
		菲律賓.....	Philippines.....	60	1,512
		西班牙.....	Spain.....	225	32,030
		美國.....	U. S. of America.....	12,048	277,509
		來源無從確定者...	Origin Un-identifiable.....	3,057	47,586
		輸 入 口 岸 Port of Entry			
		台北.....	Taipei.....	1,156,104	14,097,813
		台南.....	Tainan.....	1,090,017	10,291,273
51209	262c	各種樟腦 Camphor of all kinds..... 公斤 Kilogr.		4,242	262,964
		來 源 地 名 Country of Origin			
		法國.....	France.....	44	2,967
		德國.....	Germany.....	302	27,972
		香港*.....	Hongkong*.....	1,037 (680)	77,262 (47,361)
		日本.....	Japan.....	2,759	148,563
		來源無從確定者...	Origin Un-identifiable.....	100	6,200
		輸 入 口 岸 Port of Entry			
		台北.....	Taipei.....	2,409	134,026
		台南.....	Tainan.....	1,833	128,938
04802	262d	大麥芽 Malt.....公斤 Kilogr.		1,103,657	3,661,667
		來 源 地 名 Country of Origin			
		日本.....	Japan.....	99,600	321,198
		美國.....	U. S. of America.....	1,004,057	3,340,469
		輸 入 口 岸 Port of Entry			
		台北.....	Taipei.....	1,103,657	3,661,667
		台南.....	Tainan.....		
05302	262f	陳皮 Peel, Orange..... 公斤 Kilogr.		1,593	37,613
		來 源 地 名 Country of Origin			
		香港*.....	Hongkong*.....	1,593 (1,593)	37,613 (37,613)
		輸 入 口 岸 Port of Entry			
		台北.....	Taipei.....	1,103	30,483
		台南.....	Tainan.....	490	7,130

* 包括經由香港進口之土貨，輸入時按章視作洋貨徵稅（其數量及價值見括弧內數字）。

* Including quantity and value (in brackets) of goods of Chinese origin imported from Hongkong which, for duty purposes, were treated as foreign goods on entry into Taiwan.

第九表 (附表) 主要進口貨物類編一續

IX.—(Supplementary)—Analysis of Principal Imports from Foreign Countries—Continued.

聯合國標準 分類號列 SITC No.	統計號列 Returns No.	貨名；來源地名；及輸入口岸 Name of Article; Country of Origin; and Port of Entry.		四十一年一月至十二月 January—December 1952.	
				數 量 Quantity.	價值：新台幣 Value: N. T. \$
07502	262g	其他香料	Other Spices	5,242	46,282
		來源地名	Country of Origin		
		香港*	Hongkong*.....	5,130	43,352
		來源無從確定者...	Origin Un-identifiable.....	(5,130) 112	(43,352) 2,930
		輸入口岸	Port of Entry		
		台北.....	Taipei	3,852	35,969
		台南.....	Tainan	1,390	10,313
12101	282	菸葉	Tobacco, Leaf.....	448,813	13,938,581
		來源地名	Country of Origin		
		希臘.....	Greece.....	4	324
		香港.....	Hongkong.....	38	800
		印度.....	India.....	538	6,546
		美國.....	U. S. of America.....	448,233	13,930,911
		輸入口岸	Port of Entry		
		台北.....	Taipei.....	448,813	13,938,581
		台南.....	Tainan.....
56101	290	硫酸銨(肥料)	Sulphate of Ammonia	821,992	102,541,605
		來源地名	Country of Origin		
		坎拿大.....	Canada.....	22,380	3,252,657
		德國.....	Germany	191,842	25,743,081
		日本.....	Japan.....	519,670	61,492,452
		和國.....	Netherlands.....	5,000	680,540
		美國.....	U. S. of America.....	83,100	11,372,875
		輸入口岸	Port of Entry		
		台北.....	Taipei	110,480	15,306,072
		台南.....	Tainan.....	711,512	87,235,533
		未列名化學或人造肥料：—	Fertilizers, Chemical or Artificial, n. o. r. :-		
56102	295a	磷肥	Phosphate Fertilizers	98,007	4,652,558
		來源地名	Country of Origin		
		法國.....	France.....	50	3,521
		和國.....	Netherlands.....	97,937	4,647,525
		來源無從確定者...	Origin Un-identifiable.....	20	1,512
		輸入口岸	Port of Entry		
		台北.....	Taipei	98,007	4,652,558
		台南.....	Tainan.....

* 包括經由香港進口之土貨，輸入時按章視作洋貨徵稅（其數量及價值見括弧內數字）。

* Including quantity and value (in brackets) of goods of Chinese origin imported from Honkong which, for duty purposes, were treated as foreign goods on entry into Taiwan.

第九表 (附表) 主要進口貨物類編—續

IX. — (Supplementary) — Analysis of Principal Imports from Foreign Countries — Continued.

聯合國標準 分類號列 SITC No.	統計號列 Returns No.	貨名；來源地名；及輸入口岸 Name of Article; Country of Origin; and Port of Entry.		四十一年一月至十二月 January—December 1952.	
				數 量 Quantity.	價值：新台幣 Value: N. T. \$
56101	295b	氮肥 (硫酸銨不在內)	Nitrogenous Fertilizers (not incl. Sulphate of Ammonia)...公担 Quintals	13,350	1,375,465
		來源地名	Country of Origin		
		日本.....	Japan	13,350	1,375,465
		輸入口岸	Port of Entry		
		台北.....	Taipei
		台南.....	Tainan.....	13,350	1,375,465
56103	295c	鉀肥	Potassic Fertilizers..... 公担 Quintals	3,563	468,259
		來源地名	Country of Origin		
		來源無從確定者...	Origin Un-identifiable	3,563	468,259
		輸入口岸	Port of Entry		
		台北.....	Taipei	3,563	468,259
		台南.....	Tainan.....
31402	308a	乙炔 (阿西替林) 筒裝或其他種裝	Acetylene, in cylinders or any other packing	56	56,192
		公担 Quintals			
		來源地名	Country of Origin		
		澳洲.....	Australia.....	10	9,652
		英國.....	Britain	8	7,654
		日本.....	Japan	521
		瑞士.....	Switzerland.....	8	7,318
		來源無從確定者...	Origin Un-identifiable	30	31,047
		輸入口岸	Port of Entry		
		台北.....	Taipei	56	56,192
		台南.....	Tainan.....
59902	308b	殺蟲劑及消毒劑	Insecticides and Disin- fectants	1,052	1,419,701
		公担 Quintals			
		來源地名	Country of Origin		
		澳洲.....	Australia.....	24	17,489
		英國.....	Britain	486	510,146
		德國.....	Germany.....	..	154
		香港.....	Hongkong	61	98,053
		日本.....	Japan	235	382,484
		美國.....	U. S. of America.....	204	384,094
		來源無從確定者...	Origin Un-identifiable	42	27,281
		輸入口岸	Port of Entry		
台北.....	Taipei	827	1,254,693		
台南.....	Tainan.....	225	165,008		

第九表 (附表) 主要進口貨物類編一續

IX.—(Supplementary)—Analysis of Principal Imports from Foreign Countries.—Continued.

聯合國標準 分類號列 SITC No.	統計號列 Returns No.	貨名；來源地名；及輸入口岸 Name of Article; Country of Origin; and Port of Entry.		四十年一月至十二月 January—December 1952.	
				數 量 Quantity.	價值：新台幣 Value: N. T. \$
52102	308c	苯及其他煤膏蒸溜物	Benzene(Benzol) and other Coal Tar Distillates	120	70,039
		公担 Quintals			
		來源地名	Country of Origin		
		英國.....	Britain.....	..	363
		日本.....	Japan	120	69,470
		美國.....	U. S. of America.....	..	206
		輸入口岸	Port of Entry		
		台北.....	Taipei.....	120	69,833
		台南.....	Tainan.....	..	206
		橡膠促進劑及硝化纖維素	Rubber Accelerators and Nitrocellulose (Gun-cotton) 公担 Quintals	337	675,597
		來源地名	Country of Origin		
		德國.....	Germany.....	5	10,710
日本.....	Japan	184	418,642		
美國.....	U. S. of America.....	148	246,245		
59909	308d	輸入口岸	Port of Entry		
		台北.....	Taipei.....	337	675,597
		台南.....	Tainan.....
		筒裝或他種裝氧氣	Oxygen, in cylinders or any other packing	15	45,000
		公担 Quintals			
		來源地名	Country of Origin		
香港.....	Hongkong.....	15	45,000		
31402	308c	輸入口岸	Port of Entry		
		台北.....	Taipei.....	15	45,000
		台南.....	Tainan.....
		其他化學產品： 無機	Other Chemicals: Inorganic 公担 Quintals	12,279	5,124,184
		來源地名	Country of Origin		
		澳洲.....	Australia.....	129	88,991
比國.....	Belgium	120	59,396		
英國.....	Britain.....	1,498	737,174		
捷克斯拉夫.....	Czechoslovakia	20	12,600		
法國.....	France.....	5	4,234		
德國.....	Germany.....	155	30,618		
香港*	Hongkong*.....	55 (37)	34,820 (16,859)		
印度.....	India.....	5	3,150		
義國.....	Italy.....	10	5,267		
日本.....	Japan	5,658	2,290,885		
和國.....	Netherlands	136	85,753		
南非洲聯邦及羅得 斯亞.....	South Africa, Union of, and Rhodesia	30	18,900		
瑞典.....	Sweden	50	24,348		
瑞士.....	Switzerland	10	19,078		
美國.....	U. S. of America.....	3,249	1,237,398		
來源無從確定者...	Origin Un-identifiable.....	1,149	471,572		

* 包括經由香港進口之土貨，輸入時按章視作洋貨徵稅（其數量及價值見括弧內數字）。

* Including quantity and value (in brackets) of goods of Chinese origin imported from Hongkong which, for duty purposes, were treated as foreign goods on entry into Taiwan.

第九表 (附表) 主要進口貨物類編一續
 IX. — (Supplementary) — Analysis of Principal Imports from Foreign Countries — Continued.

聯合國標準 分類號列 SITC No.	統計號列 Returns No.	貨名；來源地名；及輸入口岸 Name of Article; Country of Origin; and Port of Entry.		四十一年一月至十二月 January—December 1952.				
				數 量 Quantity.	價值：新台幣 Value: N. T. \$			
51209	308g	輸 入 口 岸 Port of Entry						
		台北.....	Taipei	11,097	4,671,325			
		台南.....	Tainan.....	1,182	452,859			
		其他化學產品： 有機		Other Chemicals: Organic... 公担 Quintals	447	494,529		
		來 源 地 名 Country of Origin						
		英國.....	Britain.....	146	117,225			
		法國.....	France.....	1	2,545			
		德國.....	Germany.....	2	5,040			
		義國.....	Italy.....	8	40,005			
		日本.....	Japan	153	167,584			
		星加坡等處.....	Straits Settlements and F. M. S.	24	8,229			
		瑞士.....	Switzerland	10	94,828			
		美國.....	U. S. of America	92	41,815			
		來源無從確定者...	Origin Un-identifiable.....	11	17,258			
59909	308h	輸 入 口 岸 Port of Entry						
		台北.....	Taipei	338	309,064			
		台南.....	Tainan.....	109	185,465			
		其他		Others	15,260	9,422,511		
		來 源 地 名 Country of Origin						
		比國.....	Belgium	6	17,640			
		英國.....	Britain.....	370	504,138			
		法國.....	France.....	165	66,704			
		德國.....	Germany.....	9	50,526			
		香港*	Hongkong*.....	85	116,713			
		印度.....	India.....	(..) 5	(8,844) 10,552			
		印尼.....	Indonesia.....	..	6,817			
		義國.....	Italy.....	1,061	734,887			
		日本.....	Japan	8,857	3,610,891			
		和國.....	Netherlands	179	126,669			
		瑞士.....	Switzerland	99	922,259			
		美國.....	U. S. of America.....	4,202	2,983,079			
		來源無從確定者...	Origin Un-identifiable.....	222	271,636			
		輸 入 口 岸 Port of Entry						
		台北.....	Taipei	9,960	6,720,826			
		台南.....	Tainan.....	5,300	2,701,685			
		54109	309a	未列名藥品：一 醋柳酸		Medicines, Drugs, etc., n. o. r. :- Acid, Acetylsalicylic..... 公斤 Kilogrs	19,814	526,827
				來 源 地 名 Country of Origin				
				英國.....	Britain.....	3,772	91,501	
				坎拿大.....	Canada.....	272	6,602	
				法國.....	France	1,419	30,432	
				德國.....	Germany.....	704	18,276	
				香港*	Hongkong*.....	11	9,379	
日本.....	Japan			(1) 387	(2,449) 16,846			
和國.....	Netherlands			182	4,133			
美國.....	U. S. of America.....			12,515	335,425			
來源無從確定者...	Origin Un-identifiable.....			552	14,233			

* 包括經由香港進口之土貨，輸入時按章視作洋貨徵稅（其數量及價值見括弧內數字）。

* Including quantity and value (in brackets) of goods of Chinese origin imported from Hongkong which, for duty purposes, were treated as foreign goods on entry into Taiwan.

第九表 (附表) 主要進口貨物類編一續
IX.—(Supplementary)—Analysis of Principal Imports from Foreign Countries—Continued.

聯合國標準 分類號列 SITC No.	統計號列 Returns No.	貨名；來源地名；及輸入口岸 Name of Article; Country of Origin; and Port of Entry.		四十一年一月至十二月 January—December 1952.	
				數 Quantity.	價值：新台幣 Value: N. T. \$
54103	309b	輸入口岸 Port of Entry			
		台北.....	Taipei	13,797	379,486
		台南.....	Tainan.....	6,017	147,341
		抗生素藥品如青黴素(盤尼西林)及其製品,鏈黴素等	Antibiotics, such as Penicillin and Penicillin Products, Streptomycin, etc. 公斤 Kilogr.	143,631	58,893,393
		來源地名 Country of Origin			
		英國.....	Britain.....	14,600	1,401,420
		坎拿大.....	Canada.....	7	19,540
		法國.....	France	13,286	905,714
		德國.....	Germany.....	2,198	180,435
		香港.....	Hongkong	93	5,317
義大利.....	Italy.....	920	741,770		
日本.....	Japan	38,699	6,550,078		
秘魯.....	Peru	6	3,629		
瑞士.....	Switzerland.....	20	1,260		
美國.....	U. S. of America.....	73,800	49,065,438		
來源無從確定者...	Origin Un-identifiable	2	18,792		
54109	309c	輸入口岸 Port of Entry			
		台北.....	Taipei	124,893	57,135,570
		台南.....	Tainan.....	18,738	1,757,823
		復往外洋	Re-exported Abroad	60	5,755
		坤苯氫類藥物	Arsphenamine Drugs	3,589	742,436
		來源地名 Country of Origin			
		英國.....	Britain.....	78	1,492
		法國.....	France.....	136	2,646
		德國.....	Germany.....	167	66,771
		香港*.....	Hongkong*.....	12	3,528
印尼.....	Indonesia.....	(9)	(2,192)		
日本.....	Japan	9	504		
瑞士.....	Switzerland	3,050	631,401		
美國.....	U. S. of America.....	2	5,544		
135	30,550				
54109	309e	輸入口岸 Port of Entry			
		台北.....	Taipei	3,322	661,708
		台南.....	Tainan.....	267	80,728
		配藥用化學產品	Chemicals, Pharmaceutical 公斤 Kilogr.	28,378	1,775,793
		來源地名 Country of Origin			
		巴西.....	Brazil	113	1,418
		英國.....	Britain.....	8,583	462,862
		法國.....	France	1,387	176,138
		德國.....	Germany.....	1,701	103,886
		香港.....	Hongkong	209	12,485
印尼.....	Indonesia.....	83	7,322		
日本.....	Japan	1,254	71,679		
和國.....	Netherlands	546	11,931		
瑞士.....	Switzerland	100	7,018		
美國.....	U. S. of America.....	13,746	883,581		
來源無從確定者...	Origin Un-identifiable.....	656	37,473		

* 包括經由香港進口之土貨，輸入時按章視作洋貨徵稅(其數量及價值見括弧內數字)。

* Including quantity and value (in brackets) of goods of Chinese origin imported from Hongkong which, for duty purposes, were treated as foreign goods on entry into Taiwan.

第九表 (附表) 主要進口貨物類編一續

IX.—(Supplementary)—Analysis of Principal Imports from Foreign Countries—Continued.

聯合國標準 分類號列 SITC No.	統計號列 Returns No.	貨名；來源地名；及輸入口岸 Name of Article; Country of Origin; and Port of Entry.		四十一年一月至十二月 January—December 1952.	
				數 Quantity.	價值：新台幣 Value: N. T. \$
		輸入口岸	Port of Entry		
		台北.....	Taipei	18,157	944,512
		台南.....	Tainan.....	10,221	831,281
		復往外洋	Re-exported Abroad	4	1,539
54104	309f	平康寧	Cinchonine... 公斤 Kilogrs.	112	11,692
		來源地名	Country of Origin		
		英國.....	Britain.....	104	9,913
		美國.....	U. S. of America.....	8	1,779
		輸入口岸	Port of Entry		
		台北.....	Taipei
		台南.....	Tainan.....	112	11,692
54104	309g	咖啡精	Caffeine..... 公斤 Kilogrs.	119	4,226
		來源地名	Country of Origin		
		法國.....	France	14	1,589
		日本.....	Japan.....	105	2,637
		輸入口岸	Port of Entry		
		台北.....	Taipei	105	2,637
		台南.....	Tainan.....	14	1,589
54104	309i	奎寧	Quinine..... 公斤 Kilogrs.	5,873	842,840
		來源地名	Country of Origin		
		英國.....	Britain	13	1,304
		法國.....	France	8	454
		印尼.....	Indonesia.....	2,161	73,229
		日本.....	Japan	1,917	290,926
		和國.....	Netherlands	1,677	461,555
		荷屬西印度羣島...	Netherlands West Indies...	60	7,560
		瑞士.....	Switzerland	6	2,470
		美國.....	U. S. of America.....	31	5,342
		輸入口岸	Port of Entry		
		台北.....	Taipei	4,436	573,758
		台南.....	Tainan.....	1,437	269,082
54102	309j	血清及疫苗	Serums and Vaccines 公斤 Kilogrs.	484	149,802
		來源地名	Country of Origin		
		英國.....	Britain.....	3	254
		德國.....	Germany.....	2	710
		日本.....	Japan	400	59,788
		美國.....	U. S. of America.....	79	89,050
		輸入口岸	Port of Entry		
		台北.....	Taipei	230	111,959
		台南.....	Tainan.....	254	37,843

第九表 (附表) 主要進口貨物類編—續

IX.—(Supplementary)—Analysis of Principal Imports from Foreign Countries—Continued.

聯合國標準 分類號列 SITC No.	統計號列 Returns No.	貨名；來源地名；及輸入口岸 Name of Article; Country of Origin; and Port of Entry.		四十一年一月至十二月 January—December 1952.			
				數 Quantity.	價值：新台幣 Value: N. T. \$		
54109	309k	磺胺類藥物	Sulfa Drugs. ...公斤Kilogr	43,735	5,938,128		
		來源地名	Country of Origin				
		澳洲.....	Australia.....			192	31,979
		英國.....	Britain.....			7,420	1,154,132
		坎拿大.....	Canada.....			54	9,198
		法國.....	France.....			6,762	929,121
		德國.....	Germany.....			114	16,889
		香港.....	Hongkong.....			1,498	146,824
		義國.....	Italy.....			189	26,265
		日本.....	Japan.....			10,594	841,930
		和國.....	Netherlands.....			136	5,670
		瑞士.....	Switzerland.....			95	31,700
		美國.....	U. S. of America.....			15,490	2,634,995
來源無從確定者...	Origin Un-identifiable.....	1,191	109,425				
	輸入口岸	Port of Entry					
	台北.....	Taipei.....	32,659	4,472,249			
	台南.....	Tainan.....	11,076	1,465,879			
54101	309(1)	純淨維他命	Vitamins, Pure	88,116	12,965,894		
		公斤 Kilogr.	Country of Origin				
		澳洲.....	Australia.....			27	2,789
		英國.....	Britain.....			452	79,095
		坎拿大.....	Canada.....			96	69,249
		丹麥.....	Denmark.....			5	1,746
		法國.....	France.....			47	15,391
		德國.....	Germany.....			120	70,146
		香港.....	Hongkong.....			4	8,971
		日本.....	Japan.....			40,640	3,632,238
		瑞士.....	Switzerland.....			95	13,862
		美國.....	U. S. of America.....			46,625	9,058,487
		來源無從確定者...	Origin Un-identifiable.....			5	13,920
	輸入口岸	Port of Entry					
	台北.....	Taipei.....	78,084	11,794,522			
	台南.....	Tainan.....	10,032	1,171,372			
54109	309m	其他藥品	Others	783,356	57,339,028		
		公斤 Kilogr.	Country of Origin				
		澳洲.....	Australia.....			2,346	112,879
		比國.....	Belgium.....			4	905
		英國.....	Britain.....			28,464	3,227,814
		坎拿大.....	Canada.....			51	17,124
		丹麥.....	Denmark.....			70	6,854
		法國.....	France.....			6,199	845,985
		德國.....	Germany.....			8,276	1,499,369
		香港*	Hongkong*.....			59,064 (11,498)	4,635,382 (783,699)
		印尼.....	Indonesia.....			348	31,061
		美國.....	Italy.....			113	20,946
		日本.....	Japan.....			571,004	27,535,415
韓國.....	Korea.....	5	1,213				
和國.....	Netherlands.....	408	82,822				
星加坡等處.....	Straits Settlements and F. M. S.	765	59,476				
瑞典.....	Sweden.....	152	5,534				
瑞士.....	Switzerland.....	3,651	984,050				
美國.....	U. S. of America.....	101,438	18,209,096				
來源無從確定者...	Origin Un-identifiable.....	998	63,103				

* 包括經由香港進口之土貨，輸入時按章視作洋貨徵稅（其數量及價值見括弧內數字）。

* Including quantity and value (in brackets) of goods of Chinese origin imported from Hongkong which, for duty purposes, were treated as foreign goods on entry into Taiwan.

第九表 (附表) 主要進口貨物類編—續

IX.—(Supplementary)—Analysis of Principal Imports from Foreign Countries—Continued.

聯合國標準 分類號列 SITC No.	統計號列 Returns No.	貨名；來源地名；及輸入口岸 Name of Article; Country of Origin; and Port of Entry.		四十一年一月至十二月 January—December 1952.			
				數 Quantity.	價值：新台幣 Value: N. T. \$		
53101	310	輸入口岸 Port of Entry					
		台北.....	Taipei	713 182	51,032,739		
		台南.....	Tainan.....	70.174	6,306,289		
		未列名安尼林染料 及其他煤膏染料 (人造染料)	Aniline Dyes and other Coal Tar Dyes, n. o. r..... 公担 Quintals	2,464	11,908,977		
		來源地名 Country of Origin					
		比國.....	Belgium	1	2,394		
		英國.....	Britain.....	472	2,575,196		
		法國.....	France.....	70	566,383		
		德國.....	Germany.....	102	360,617		
		香港.....	Hongkong	10	53,923		
		義國.....	Italy.....	2	11,214		
		日本.....	Japan	221	796,079		
		和國.....	Netherlands	4	31,620		
瑞士.....	Switzerland	372	3,769,242				
美國.....	U. S. of America	1,201	3,672,042				
來源無從確定者...	Origin Un-identifiable.....	9	70,267				
31301	333	輸入口岸 Port of Entry					
		台北.....	Taipei	2,081	10,359,382		
		台南.....	Tainan.....	383	1,549,595		
		礦質汽發油，石礮 汽油，烏陳汽油	Gasolene, Naphtha, and Benzine, Mineral	9,525,002	16,084,014		
		來源地名 Country of Origin					
		美國.....	U. S. of America.....	9,525,002	16,084,014		
		輸入口岸 Port of Entry					
		台北.....	Taipei	1,512,192	2,303,014		
		台南.....	Tainan.....	8,012,810	13,781,000		
		41207	339	椰子油	Oil, Coconut..... 公担 Quintals	20,204	7,435,932
				來源地名 Country of Origin			
				英國.....	Britain.....	27	16,056
				安南.....	French Indo-China.....	54	23,789
香港*.....	Hongkong*.....			210 (20)	79,758 (7,308)		
菲律賓.....	Philippines.....			3,063	1,155,316		
南非洲聯邦及羅得 斯亞.....	South Africa, Union of, and Rhodesia			51	48,000		
星加坡等處.....	Straits Settlements and F. M. S.....			10,913	4,262,051		
來源無從確定者...	Origin Un-identifiable.....			5,886	2,250,962		
輸入口岸 Port of Entry							
台北.....	Taipei.....			14,844	5,795,632		
台南.....	Tainan.....			5,360	2,040,300		

* 包括經由香港進口之土貨，輸入時按章視作洋貨徵稅（其數量及價值見括弧內數字）。

* Including quantity and value (in brackets) of goods of Chinese origin imported from Hongkong which, for duty purposes, were treated as foreign goods on entry into Taiwan.

第九表 (附表) 主要進口貨物類編一續

IX.—(Supplementary)—Analysis of Principal Imports from Foreign Countries—Continued.

聯合國標準 分類號列 SITC No.	統計號列 Returns No.	貨名；來源地名；及輸入口岸 Name of Article; Country of Origin; and Port of Entry.		四十一年一月至十二月 January—December 1952.					
				數 量 Quantity.	價值：新台幣 Value: N. T. \$				
31304	344	滑物油	Oil, Lubricating..... 公升 Litres	10,680,738	22,337,432				
		來源地名	Country of Origin						
		英國.....	Britain.....			77	2,245		
		法國.....	France.....			900	35,280		
		日本.....	Japan.....			16,229	42,653		
		美國.....	U. S. of America.....			10,663,494	22,257,163		
		來源無從確定者...	Origin Un-identifiable.....			38	91		
		輸入口岸	Port of Entry						
		台北.....	Taipei.....			10,002,948	21,002,334		
		台南.....	Tainan.....			677,790	1,335,098		
41203	345b	未列名植物油,脂:-	Oils and Fats, Vegetable, n. o. r. :-	10	8,795				
		棉子油	Cotton Seed Oil 公担 Quintals						
		來源地名	Country of Origin						
		日本.....	Japan.....			10	8,795		
		輸入口岸	Port of Entry						
		台北.....	Taipei.....			10	8,795		
		台南.....	Tainan.....				
		41204	345c			花生油	Groundnut Oil..... 公担 Quintals	15,988	9,718,028
						來源地名	Country of Origin		
						香港*.....	Hongkong*.....		
印度.....	India.....			5,983	3,659,040				
來源無從確定者...	Origin Un-identifiable.....			5,047	2,977,907				
輸入口岸	Port of Entry								
台北.....	Taipei.....			15,968	9,706,184				
台南.....	Tainan.....			20	11,844				
41205	345d			橄欖油(桶裝)	Olive Oil, in bulk..... 公担 Quintals	5	10,128		
				來源地名	Country of Origin				
		日本.....	Japan.....	5	7,891				
		巴勒斯坦.....	Palestine.....	..	2,237				
		輸入口岸	Port of Entry						
		台北.....	Taipei.....	5	10,128				
		台南.....	Tainan.....				

* 包括經由香港進口之土貨，輸入時按章視作洋貨徵稅(其數量及價值見括弧內數字)。

* Including quantity and value (in brackets) of goods of Chinese origin imported from Hongkong which, for duty purposes, were treated as foreign goods on entry into Taiwan.

第九表 (附表) 主要進口貨物類編—續
 IX.—(Supplementary)—Analysis of Principal Imports from Foreign Countries—Continued.

聯合國標準 分類號列 SITC No.	統計號列 Returns No.	貨名；來源地名；及輸入口岸 Name of Article; Country of Origin; and Port of Entry.		四十年一月至十二月 January—December 1952.	
				數 量 Quantity.	價值：新台幣 Value: N. T. \$
41206	345e	棕櫚油	Palm Oil公担Quintals	91	82,131
		來 源 地 名	Country of Origin		
		美國.....	U. S. of America	91	82,131
		輸 入 口 岸	Port of Entry		
		台北..... 台南.....	Taipei Tainan.....	91 ..	82,131 ..
41211	345g	蓖麻油	Castor Oil.....公担Quintals	402	445,159
		來 源 地 名	Country of Origin		
		英國.....	Britain.....	12	13,860
		香港*.....	Hongkong *	32	33,678
		印度.....	India	(12)	(13,669)
		日本.....	Japan	150	161,624
		泰國.....	Thailand.....	30	33,233
		美國.....	U. S. of America	39	46,758
		來源無從確定者...	Origin Un-identifiable.....	20	24,048
		輸 入 口 岸	Port of Entry	119	131,958
		台北..... 台南.....	Taipei Tainan.....	318 84	352,627 92,532
41212	345h	桐油	Tung Oil.....公担 Quintals	2,216	2,016,937
		來 源 地 名	Country of Origin		
		香港*.....	Hongkong *	2,081	1,874,854
		來源無從確定者...	Origin Un-identifiable.....	(2,057)	(1,844,614)
		輸 入 口 岸	Port of Entry	135	142,083
台北..... 台南.....	Taipei Tainan.....	983 1,233	1,084,839 932,098		
41219	345i	其他(植物質松節油等)	Others (Vegetable Turpentine, etc.) 公担 Quintals	41	31,194
		來 源 地 名	Country of Origin		
		日本.....	Japan	41	31,194
		輸 入 口 岸	Port of Entry		
台北..... 台南.....	Taipei Tainan.....	41 ..	31,194 ..		
07203	345j	可可脂	Cocoa Butter 公担 Quintals	3	3,650
		來 源 地 名	Country of Origin		
美國.....	U. S. of America	3	3,650		

* 包括經由香港進口之土貨，輸入時按章視作洋貨徵稅（其數量及價值見括弧內數字）。

* Including quantity and value (in brackets) of goods of Chinese origin imported from Hongkong which, for duty purposes, were treated as foreign goods on entry into Taiwan.

第九表(附表) 主要進口貨物類編一續

IX.—(Supplementary)—Analysis of Principal Imports from Foreign Countries—Continued.

聯合國標準 分類號列 SITC No.	統計號列 Returns No	貨名；來源地名；及輸入口岸 Name of Article; Country of Origin; and Port of Entry.		四十一年一月至十二月 January—December 1952.	
				數 Quantity.	價值：新台幣 Value: N. T. \$
		輸入口岸	Port of Entry		
		台北.....	Taipei	3	3,650
		台南.....	Tainan.....
		未列名油脂(植物油、脂不在內):-	Oils and Fats (not incl. Vegetable), n.o.r.:-		
31305	346a	礦質油膠及蠟	Mineral Jelly and Waxes (incl. Petrolatum)	1,638	532,218
			公担 Quintals		
		來源地名	Country of Origin		
		美國.....	U. S. of America..	1,422	480,005
		來源無從確定者...	Origin Un-identifiable.....	216	52,213
		輸入口岸	Port of Entry		
		台北.....	Taipei.....	1,621	528,438
		台南.....	Tainan.....	17	3,780
41302	346b	硬化鯨魚油及其他海產動物油	Hardened Fat of Whale Oil and other Marine Animal Oils	2,310	1,169,459
			公担 Quintals		
		來源地名	Country of Origin		
		日本.....	Japan.....	2,310	1,169,459
		輸入口岸	Port of Entry		
		台北.....	Taipei.....	2,300	1,162,104
		台南.....	Tainan.....	10	7,355
52102	346c	礦質油及礦質松節油	Mineral Oils and Mineral Turpentine	42	20,187
			公担 Quintals		
		來源地名	Country of Origin		
		香港.....	Hongkong	5	7,661
		美國.....	U. S. of America	37	12,526
		輸入口岸	Port of Entry		
		台北.....	Taipei	42	20,187
		台南.....	Tainan.....		
41102	346d	其他	Others.....	43,072	16,894,478
			公担 Quintals		
		來源地名	Country of Origin		
		澳洲.....	Australia.....	3,060	1,198,454
		英國.....	Britain.....	62	45,379
		安南.....	French Indo-China.....	2,744	1,198,749
		香港*	Hongkong*.....	1,452	644,615
			(165)		(74,844)
		日本.....	Japan	56	65,363
		泰國.....	Thailand.....	9	4,432
		美國.....	U. S. of America	35,009	13,452,090
		來源無從確定者...	Origin Un-identifiable.....	680	285,396

* 包括經由香港進口之土貨，輸入時按章視作洋貨徵稅(其數量及價值見括弧內數字)。

* Including quantity and value (in brackets) of goods of Chinese origin imported from Hongkong which, for duty purposes, were treated as foreign goods on entry into Taiwan.

第九表 (附表) 主要進口貨物類編—續

IX.—(Supplementary)—Analysis of Principal Imports from Foreign Countries—Continued.

聯合國標準 分類號列 SITC No.	統計號列 Returns No.	貨名；來源地名；及輸入口岸 Name of Article; Country of Origin; and Port of Entry.		四十一年一月至十二月 January—December 1952.		
				數 Quantity,	價值：新台幣 Value: N. T. \$	
64119	367	輸入口岸		Port of Entry		
		台北.....	Taipei	42 325	16,536,359	
		台南.....	Tainan.....	747	358,119	
		薄紗紙		Paper, Tissue.....		
				公担 Quintals	15,666	11,062,382
		來源地名		Country of Origin		
		澳洲.....		Australia.....	100	65.314
		英國.....		Britain.....	93	55.968
		捷克斯拉夫.....		Czechoslovakia	9	5,927
		芬蘭.....		Finland	76	55,188
		法國.....		France.....	153	82,354
		德國.....		Germany.....	60	34,141
		香港*.....		Hongkong *.....	138	92,700
				(5)	(5)	(9,273)
		義國.....		Italy	349	227,308
		日本.....		Japan	100	144,299
		和蘭.....		Netherlands	4	2,646
		挪威.....		Norway	5,602	4,086 366
		西班牙.....		Spain.....	2	882
		瑞典.....		Sweden	7,174	4,997,960
		美國.....		U. S. of America	136	100,799
來源無從確定者...		Origin Un-identifiable.....	1,670	1,110,530		
25103	373b	輸入口岸		Port of Entry		
		台北.....	Taipei	12,762	9,067,032	
		台南.....	Tainan.....	2,904	1,995,350	
		木造紙質：—		Wood Pulp:-		
		硫化木造紙質		Chemical Wood Pulp, Sulphite ... 公担 Quintals	14,651	5,748,555
		來源地名		Country of Origin		
		奧國.....		Austria.....	1,470	946,844
		坎拿大.....		Canada.....	455	152,655
		瑞典.....		Sweden.....	4,454	1,676,025
		美國.....		U. S. of America	8 272	2,973,031
25104	373c	輸入口岸		Port of Entry		
		台北.....	Taipei.....	14,651	5,748,555	
		台南.....	Tainan.....	
		其他化學木造紙質		Chemical Wood Pulp, other than Sulphite 公担 Quintals	8,325	2,566,239
		來源地名		Country of Origin		
		坎拿大.....		Canada.....	3,048	772,782
		瑞典.....		Sweden.....	212	46,822
		美國.....		U. S. of America	5,065	1,746,635
		輸入口岸		Port of Entry		
		台北.....	Taipei.....	8,325	2,566,239	
台南.....	Tainan.....			

* 包括經由香港進口之土貨，輸入時按章視作洋貨徵稅（其數量及價值見括弧內數字）。

* Including quantity and value (in brackets) of goods of Chinese origin imported from Hongkong which, for duty purposes, were treated as foreign goods on entry into Taiwan.

第九表 (附表) 主要進口貨物類編—續
 IX.—(Supplementary)—Analysis of Principal Imports from Foreign Countries—Continued.

聯合國標準 分類號列 SITC No.	統計號列 Returns No.	貨名；來源地名；及輸入口岸 Name of Article; Country of Origin; and Port of Entry.		四十一年一月至十二月 January—December 1952.			
				數 量 Quantity.	價值：新台幣 Value: N. T. \$		
64209	374	未列名紙貨及紙製品	Paperware and all articles made of Paper, n.o.r.... 公担 Quintals	13,082	11,008,384		
		來源地名	Country of Origin				
		比國.....	Belgium	68		
		英國.....	Britain.....	119	562,629		
		坎拿大.....	Canada.....	5	3,567		
		丹麥.....	Denmark.....	..	105		
		法國.....	France.....	..	3,628		
		香港*.....	Hongkong*.....	98 (7)	166,142 (8,253)		
		日本.....	Japan.....	8,627	6,610,703		
		挪威.....	Norway.....	1	200		
		星加坡等處.....	Straits Settlements and F. M. S.	41		
		美國.....	U. S. of America	4,225	3,633,049		
		來源無從確定者...	Origin Un-identifiable.....	7	28,252		
		輸入口岸	Port of Entry				
		台北.....	Taipei.....	10,142	8,878,485		
		台南.....	Tainan.....	2,940	2,129,899		
		61101	379	磨光、漆光、金漆熟皮：—	Leather, Enamelled, Japanned, and Patent:—		
小牛羊熟皮	Calf or Kid 公斤 Kilogrs.			96,688	13,611,075		
來源地名	Country of Origin						
澳洲.....	Australia.....			1,504	141,480		
英國.....	Britain.....			1,336	312,395		
坎拿大.....	Canada			1	744		
德國.....	Germany.....			1,725	313,003		
香港.....	Hongkong			71,843	7,921,801		
印度.....	India			639	42,764		
和國.....	Netherlands			18,828	4,731,073		
美國.....	U. S. of America			388	71,402		
來源無從確定者...	Origin Un-identifiable.....			424	76,413		
輸入口岸	Port of Entry						
台北.....	Taipei.....			87,432	11,475,600		
台南.....	Tainan.....			9,256	2,135,475		
24203	391			平常木材 (柚木及已列名木材不在內)：—	Timber, Ordinary (not incl. Teak and other enumerated Woods):-		
				斬方及圓木段：	Rough Hewn and Round Logs:		
		重木	Hardwood	24,928	9,659,842		
		立方公尺 Cub.metres					
		來源地名	Country of Origin				
		英屬北婆羅洲.....	British North Borneo.....	1,668	645,449		
		香港.....	Hongkong	628	253,487		
		印尼.....	Indonesia.....	44	19,949		
		菲律賓.....	Philippines.....	21,713	8,377,979		
		來源無從確定者...	Origin Un-identifiable.....	875	362,978		

* 包括經由香港進口之土貨，輸入時按章視作洋貨徵稅 (其數量及價值見括弧內數字)。

* Including quantity and value (in brackets) of goods of Chinese origin imported from Hongkong which, for duty purposes, were treated as foreign goods on entry into Taiwan.

第九表 (附表) 主要進口貨物類編一續
 IX.—(Supplementary)—Analysis of Principal Imports from Foreign Countries—Continued.

聯合國標準 分類號列 SITC No.	統計號列 Returns No.	貨名；來源地名；及輸入口岸 Name of Article; Country of Origin; and Port of Entry.		四十年一月至十二月 January—December 1952.		
				數 Quantity.	價值：新台幣 Value: N. T. \$	
66403	430	輸入口岸 Port of Entry				
		台北.....	Taipei	1,794	737,139	
		台南.....	Tainan.....	23,134	8,922,703	
		普通窗玻璃片每方 公尺重不過61公兩		Glass, Window, Common, not over 61 hectogrammes in weight per square metre 十方公尺 10 Sq.metres	81,965	7,375,621
		來源地名 Country of Origin				
		比國.....	Belgium	93	10,080	
		捷克斯拉夫.....	Czechoslovakia	4,005	406,418	
		法國.....	France	5,373	537,448	
		德國.....	Germany.....	1,197	132,000	
		香港.....	Hongkong	74	8,064	
日本.....	Japan	69,539	6,114,197			
波蘭.....	Poland.....	386	36,653			
來源無從確定者...	Origin Un-identifiable.....	1,298	130,761			
66401	437a	輸入口岸 Port of Entry				
		台北.....	Taipei	53,114	4,802,191	
		台南.....	Tainan.....	28,851	2,573,430	
		未列名石料、泥土、 及其製品：—		Stone, Earth, and Manufactures thereof, n. o. r. :-		
		玻璃粉		Glass Powder..... 公担 Quintals	418	173,943
		來源地名 Country of Origin				
		英國.....	Britain.....	148	85,096	
		香港.....	Hongkong	12	5,012	
		日本.....	Japan	138	42,312	
		美國.....	U. S. of America	120	40,389	
來源無從確定者...	Origin Un-identifiable.....	..	1,134			
66201	437b	輸入口岸 Port of Entry				
		台北.....	Taipei	360	129,296	
		台南.....	Tainan.....	58	44,647	
		磚		Bricks	9,680	2,321,895
		來源地名 Country of Origin				
		英國.....	Britain.....	7,735	1,562,666	
		日本.....	Japan	376	92,387	
		美國.....	U. S. of America	1,569	666,842	
		輸入口岸 Port of Entry				
		台北.....	Taipei	1,945	759,229	
台南.....	Tainan.....	7,735	1,562,666			
66307	437c	火磚、石墨坩堝及 他種坩堝		Firebricks, Graphite Crucibles, and other Crucibles.....	1,407	809,449
		公担 Quintals				

第九表 (附表) 主要進口貨物類編—續

IX.—(Supplementary)—Analysis of Principal Imports from Foreign Countries—Continued.

聯合國標準 分類號列 SITC No.	統計號列 Returns No.	貨名；來源地名；及輸入口岸 Name of Article; Country of Origin; and Port of Entry.		四十一年一月至十二月 January—December 1952.			
				數 Quantity.	價值：新台幣 Value: N. T. \$		
81202	437c	來源地名	Country of Origin				
		澳洲.....	Australia.....	70	82 268		
		英國.....	Britain.....	69	109 835		
		日本.....	Japan.....	1,158	462,774		
		美國.....	U. S. of America.....	110	154,572		
		輸入口岸	Port of Entry				
		台北.....	Taipei.....	1,406	809,378		
		台南.....	Tainan.....	1	71		
		工業及衛生用瓦器、 陶器	Earthenware and Pottery- ware for Industrial and Sanitary Purposes..... 公担 Quintals	768	854,435		
		來源地名	Country of Origin				
		英國.....	Britain.....	52	77,574		
		捷克斯拉夫.....	Czechoslovakia.....	..	1,008		
法國.....	France.....	51	72,550				
香港.....	Hongkong.....	1	450				
日本.....	Japan.....	475	557,790				
美國.....	U. S. of America.....	187	138 621				
來源無從確定者...	Origin Un-identifiable.....	2	6 442				
66601	437f	輸入口岸	Port of Entry				
		台北.....	Taipei.....	762	841,929		
		台南.....	Tainan.....	6	12,506		
		家用瓦器, 陶器	Earthenware and Pottery- ware for Household use.. 公担 Quintals	58	28,391		
		來源地名	Country of Origin				
		英國.....	Britain.....	10	3 670		
		日本.....	Japan.....	48	24,721		
		輸入口岸	Port of Entry				
		台北.....	Taipei.....	58	28,391		
		台南.....	Tainan.....		
		66306	437g	未列名大理石, 模 型體, 水泥, 石等製 品	Articles in Marble, Plaster, Cement, Stone, etc., n. o. r.公担 Quintals	724	526,405
				來源地名	Country of Origin		
英國.....	Britain.....			44	34,912		
香港*.....	Hongkong*.....			3 (2)	3,779 (1 864)		
美國.....	Italy.....			8	5 594		
日本.....	Japan.....			662	455,044		
美國.....	U. S. of America.....			7	27,076		
輸入口岸	Port of Entry						
台北.....	Taipei.....			687	493,495		
台南.....	Tainan.....			37	32 910		

* 包括經由香港進口之土貨，輸入時按章視作洋貨徵稅（其數量及價值見括弧內數字）。

* Including quantity and value (in brackets) of goods of Chinese origin imported from Hongkong which, for duty purposes, were treated as foreign goods on entry into Taiwan.

第九表 (附表) 主要進口貨物類編—續
IX.—(Supplementary)—Analysis of Principal Imports from Foreign Countries—Continued.

聯合國標準 分類號列 SITC No.	統計號列 Returns No.	貨名；來源地名；及輸入口岸 Name of Article; Country of Origin; and Port of Entry.		四十一年一月至十二月 January—December 1952.			
				數 量 Quantity.	價值：新台幣 Value: N. T. \$		
27216	437h	天然石墨	Plumbago (Graphite, Natural)公担 Quintals	2,388	431,587		
		來源地名	Country of Origin				
		日本.....	Japan	438	85,553		
		韓國.....	Korea	300	50,584		
		美國.....	U. S. of America	91	72,147		
		來源無從確定者...	Origin Un-identifiable.....	1,559	223,303		
		輸入口岸	Port of Entry				
		台北.....	Taipei	2,388	431,587		
		台南.....	Tainan.....		
		27214	437j	各種冰晶石、長石、 螢石	Cryolite, Chiolite, Feldspar, Flourspar.....公担 Quintals	245	81,887
來源地名	Country of Origin						
英國.....	Britain			245	81,887		
輸入口岸	Port of Entry						
台北.....	Taipei			15	6,539		
台南.....	Tainan.....			230	75,348		
27208	437(1)			大理石、石膏	Marble and Alabaster 公担 Quintals	88	7,513
				來源地名	Country of Origin		
				日本.....	Japan	88	7,513
				輸入口岸	Port of Entry		
		台北.....	Taipei	88	7,513		
		台南.....	Tainan.....		
		27219	437m	其他非金屬礦產品	Other Non-metallic Minerals公担 Quintals	14,177	1,523,168
				來源地名	Country of Origin		
				英國.....	Britain.....	47	19,984
				法國.....	France.....	1	683
香港*.....	Hongkong *			323 (83)	27,483 (13,299)		
印度.....	India			580	72,423		
日本.....	Japan			7,236	678,645		
韓國.....	Korea			1,520	201,179		
瑞典.....	Sweden			320	44,931		
美國.....	U. S. of America			265	28,203		
來源無從確定者...	Origin Un-identifiable.....	3,885	449,637				
輸入口岸	Port of Entry						
台北.....	Taipei	11,615	1,230,727				
台南.....	Tainan.....	2,562	292,441				

* 包括經由香港進口之土貨，輸入時按章視作洋貨徵稅（其數量及價值見括弧內數字）。

* Including quantity and value (in brackets) of goods of Chinese origin imported from Hongkong which, for duty purposes, were treated as foreign goods on entry into Taiwan.

第九表 (附表) 主要進口貨物類編—續

IX.—(Supplementary)—Analysis of Principal Imports from Foreign Countries—Continued.

聯合國標準 分類號列 SITC No.	統計號列 Returns No.	貨名；來源地名；及輸入口岸 Name of Article; Country of Origin; and Port of Entry.		四十一年一月至十二月 January—December 1952.			
				數 量 Quantity.	價值：新台幣 Value: N. T. \$		
27211	437n	未列名石料	Stones, n. o. r. 公担 Quintals	103,563	3,639,583		
		來 源 地 名	Country of Origin				
		英國.....	Britain.....	96,748	3,138,906		
		香港*.....	Hongkong *.....	1,550 (1,550)	210,226 (210,226)		
		韓國.....	Korea.....	2,044	56,340		
		和國.....	Netherlands	728		
		來源無從確定者...	Origin Un-identifiable.....	3,221	233,383		
		輸 入 口 岸	Port of Entry				
		台北.....	Taipei.....	3,550	298,257		
		台南.....	Tainan	100,013	3,341,326		
27207	437(o)	寶石	Corundum... 公担 Quintals	5	1,210		
		來 源 地 名	Country of origin				
		英國.....	Britain.....	5	1,210		
		輸 入 口 岸	Port of Entry				
		台北.....	Taipei.....	5	1,210		
台南.....	Tainan.....				
27204	437p	火泥	Fireclay 公担 Quintals	1,055	51,290		
		來 源 地 名	Country of Origin				
		日本.....	Japan	1,005	36,180		
		美國.....	U.S. of America.....	50	15,110		
		輸 入 口 岸	Port of Entry				
		台北.....	Taipei.....	1,055	51,290		
		台南.....	Tainan.....		
23101	448a	橡膠乳汁及其他生 橡膠(生膠編片在 內)	Rubber Latex and other Crude Rubber (incl. Crêpe, Crude)..... 公担 Quintals	11,791	11,516,752		
		來 源 地 名	Country of Origin				
		印尼.....	Indonesia.....	66	158,760		
		星加坡等處.....	Straits Settlements and F. M. S.....	11,723	11,356,365		
		美國.....	U.S. of America.....	2	1,627		
		輸 入 口 岸	Port of Entry				
		台北.....	Taipei.....	11,791	11,516,752		
		台南.....	Tainan.....		
		23103	448c	重製橡皮	Re-claimed Rubber 公担 Quintals	190	85,254

* 包括經由香港進口之土貨，輸入時按章視作洋貨徵稅(其數量及價值見括弧內數字)。

* Including quantity and value (in brackets) of goods of Chinese origin imported from Hongkong which, for duty purposes, were treated as foreign goods on entry into Taiwan.

第九表 (附表) 主要進口貨物類編—續

IX.—(Supplementary)—Analysis of Principal Imports from Foreign Countries—Continued.

聯合國標準 分類號列 SITC No.	統計號列 Returns No.	貨名；來源地名；及輸入口岸 Name of Article; Country of Origin; and Port of Entry.		四十一年一月至十二月 January—December 1952.	
				數 量 Quantity.	價值：新台幣 Value: N. T. \$
23104	448d	來源地名	Country of Origin		
		日本.....	Japan.....	190	85,254
		輸入口岸	Port of Entry		
		台北.....	Taipei.....	190	85,254
		台南.....	Tainan.....
		舊廢橡皮	Old and Waste..... 公担 Quintals	241	130,032
62901	451	來源地名	Country of Origin		
		來源無從確定者...	Origin Un-identifiable....	241	130,032
		輸入口岸	Port of Entry		
		台北.....	Taipei.....	150	75,600
		台南.....	Tainan.....	91	54,432
		汽車橡皮汽胎	Rubber Pneumatic Tires for Motor Vehicles 個 Pieces	38,384	22,933,931
62901	452	來源地名	Country of Origin		
		英國.....	Britain.....	221	98,152
		坎拿大.....	Canada.....	331	171,186
		法國.....	France.....	65	54,764
		德國.....	Germany.....	29	4,737
		印度.....	India.....	4	2,075
		日本.....	Japan.....	32,278	19,586,992
		南非洲聯邦及羅得 斯亞.....	South Africa, Union of, and Rhodesia.....	40	14,116
		美國.....	U. S. of America.....	5,416	3,001,909
		輸入口岸	Port of Entry		
		台北.....	Taipei.....	38,118	22,756,550
		台南.....	Tainan.....	266	177,381
		汽車橡皮裏胎	Rubber Inner Tubes for Motor Vehicles ...個 Pieces	39,240	2,689,866
		來源地名	Country of Origin		
		英國.....	Britain.....	218	12,039
坎拿大.....	Canada.....	281	16,014		
法國.....	France.....	65	5,449		
德國.....	Germany.....	29	996		
印度.....	India.....	4	231		
日本.....	Japan.....	33,152	2,339,895		
美國.....	U. S. of America.....	5,491	315,242		
輸入口岸	Port of Entry				
台北.....	Taipei.....	38,999	2,672,595		
台南.....	Tainan.....	241	17,271		

第九表 (附表) 主要進口貨物類編—續

IX.—(Supplementary)—Analysis of Principal Imports from Foreign Countries—Continued.

聯合國標準 分類號列 SITC No.	統計號列 Returns No.	貨名；來源地名；及輸入口岸 Name of Article; Country of Origin; and Port of Entry.		四十一年一月至十二月 January—December 1952.	
				數 Quantity.	價值：新台幣 Value: N. T. \$
89916	465a	未列名辦事室用品 ：—	Office Requisites, n. o. r. :-		
		各種自來水筆, 旋 動鉛筆, 鋼筆桿, 鉛 筆桿	Fountain Pens, Propelling Pencils, Penholders and Pencil Holders of all materials..... 公斤 Kilogrs.	25,451	6,373,726
		來 源 地 名	Country of Origin		
		坎拿大.....	Canada	88	223,471
		香港*.....	Hongkong *.....	109 (20)	26,592 (8,341)
		日本.....	Japan	21,203	3,880,295
		美國.....	U. S. of America	4,043	2,240,596
		來源無從確定者...	Origin Un-identifiable.....	8	2,772
		輸 入 口 岸	Port of Entry		
		台北.....	Taipei	23,694	6,005,079
台南.....	Tainan.....	1,757	368,647		
89917	465b	其他	Others..... 公斤 Kilogrs.	184,010	7,152,703
		來 源 地 名	Country of Origin		
		英國.....	Britain.....	3,755	133,257
		坎拿大.....	Canada.....	175	17,109
		法國.....	France.....	63	8,300
		德國.....	Germany.....	659	33,113
		香港*.....	Hongkong *.....	17,432 (3,882)	2,074,488 (427,773)
		美國.....	Italy	1	57
		日本.....	Japan	152,573	4,049,937
		美國.....	U. S. of America	6,838	767,237
來源無從確定者...	Origin Un-identifiable.....	2,514	69,205		
輸 入 口 岸	Port of Entry				
台北.....	Taipei	165,439	6,113,735		
台南.....	Tainan.....	18,571	1,038,968		
59901	482p	未列名雜貨：—	Miscellaneous Goods and Sundries, n. o. r. :-		
		人造松香及其他模 塑質(賽璐珞除外) 塊, 條, 竿, 板, 片, 管, 粉及其他未製 成品	Synthetic Resins and other Plastic (except Celluloid) Lumps, Bars, Rods, Plates, Sheets, Tubes, Powder and other Primary forms 公斤 Kilogrs.	736,877	15,782,231
		來 源 地 名	Country of Origin		
		英國.....	Britain.....	170,770	4,891,520
		坎拿大.....	Canada	90,415	1,471,276
		德國.....	Germany.....	16,371	222,764
		香港*.....	Hongkong *.....	15,252 (14)	369,936 (3,226)
		美國.....	Italy.....	621	12,112
		日本.....	Japan	87,546	1,804,545
		和國.....	Netherlands	4,905	67,435
美國.....	U. S. of America	338,249	6,611,789		
來源無從確定者...	Origin Un-identifiable.....	12,748	330,854		
輸 入 口 岸	Port of Entry				
台北.....	Taipei	493,079	9,310,706		
台南.....	Tainan.....	243,798	6,471,525		

* 包括經由香港進口之土貨, 輸入時按章視作洋貨徵稅 (其數量及價值見括弧內數字)。

* Including quantity and value (in brackets) of goods of Chinese origin imported from Hongkong which, for duty purposes, were treated as foreign goods on entry into Taiwan.

第十表 出口貨物數量與淨值報告表(貨別)
X.—Net Exports to Foreign Countries,—Quantity and Value of
Merchandise: by Commodities.

聯合國標準 分類號列 SITC No.	統計號列 Returns No.	貨 名 Name of Article.	數 量 單 位 Unit of Quantity.	四十一年一月至十二月 January—December 1952.	
				數 量 Quantity.	價值：新台幣 Value: N.T.\$
		第一組	GROUP I.		
		動物及動物產品(生皮,熟皮,皮貨,及魚介,海產品不在內)	Animals and Animal Products, (not including Hides, Leather, and Skins (Furs), and Fishery and Sea Products).		23,549,344
		動物之生活者(主要供食用)：—	Animals, Living (Chiefly for food):—		
00104	3	家禽.....	Poultry	隻 No.	269 4,324
	5	未列名：.....	N. o. r. :		
92109	5c	其他(非供食用)...	Others, not for food...	公担 Quintals	5 31,038
29109	6	豬鬃.....	Bristles	公斤 Kilogrs.	10,380 276,041
		蛋及蛋產品：—	Eggs and Egg Products:—		
		乾蛋品：.....	Dried:		
02502	7	蛋白.....	Albumen	公担 Quintals	100 162,238
		家禽蛋：.....	Eggs, Poultry:		
02501	13	鮮蛋(帶殼凍蛋在內).....	Fresh (incl. Chilled Eggs), in Shell	千個 Mille	93 44,365
		皮蛋,鹹蛋.....	Preserved and Salted, in Shell		
	14	皮蛋,鹹蛋.....	in Shell	67 46,851
		禽毛：—	Feathers :—		
29109	15	鴨毛.....	Duck	公担 Quintals	2,060 5,840,228
	16	鵝毛.....	Goose	2,637 6,730,093
	17	未列名.....	N. o. r.	2,329 10,317,493
	19	頭髮.....	Hair, Human	33 7,079
29101	26	骨(虎骨不在內).....	Bones (not incl. Tiger's Bones)	1,000 58,781
		未列名動物產品：—	Animal Products, n. o. r. :—		
29109	33c	其他動物產品(羽毛製品;獸腸(山羊腸,羊腸,豬腸不在內)筋等在內).....	Others (incl. Manufactures of Feather; Intestines of other Animals than Goats, Sheep and Pig; Sinews; etc.)	公斤 Kilogrs.	496 14,130
02601	33h	蜂蜜.....	Honey	4,330 -967
29101	33i	虎骨,牛角,老鹿角,象牙等.....	Tiger's Bones, Cow Horns, Hardened and Old Deer Horns, Ivory, etc.....	2,662 17,650
		第二組	GROUP II.		
		生皮,熟皮,皮貨	Hides, Leather, and Skins (Furs).		12,911
61101	65	未列名熟皮.....	Leather, n.o.r.	公担 Quintals	.. 12,911
		第三組	GROUP III.		
		魚介,海產品	Fishery and Sea Products.		634,887
03101	68	鮮魚(冰魚在內).....	Fish, Fresh (incl. Frozen)	公担 Quintals	10 10,872
	69	未列名魚介,海產品：—	Fishery and Sea Products, n. o. r. :—		
05409	69a	海帶.....	Sea-weed.....	602 267,700
29101	69b	介殼,牡蠣殼.....	Sea Shells and Oyster Shells	70 7,065
03103	69c	淡菜,蝦乾,蝦米,帶殼魚類,蝗蟹,蛤蜊(蚶子),海蜆.....	Mussels, Prawns, Shrimps, Crustacea, Clams, Crabs, Cockles, Sea Blubber	42 16,434
03202	69f	其他(非罐裝).....	Others, not Canned.....	94 332,816

第十表 出口貨物數量與淨值報告表(貨別)續
 X.—Net Exports to Foreign Countries.—Quantity and Value of
 Merchandise: by Commodities—Continued.

聯合國標準 分類號別 SITC No.	統計號列 Returns No.	貨名 Name of Article.	數量單位 Unit of Quantity.	四十一年一月至十二月 January—December 1952.	
				數量 Quantity.	價值：新台幣 Value: N.T.\$
		第四組	GROUP IV.		
		荳	Beans and Peas.		—
		第五組	GROUP V.		
		雜糧及其製品	Cereals and Cereal Products.		223,696,895
04202	87	米(船用米在內).....	Rice (incl. Ships' Stores)....	公担 Quintals	1,052,540 223,696,895
		第六組	GROUP VI.		
		植物性染料	Dyestuffs, Vegetable-		286,107
29201	98 98b	未列名植物性染料：— 姜黃、染料木及其他 染色材料.....	Dyestuffs, Vegetable, n.o.r.:— Turmeric, Dye Woods and other Colouring Materials.	公担 Quintals	1,495 286,107
		第七組	GROUP VII.		
		鮮菜,乾菜,製菜	Fruits, Fresh, Dried, and Preserved.		118,792,169
05201	101	紅棗.....	Dates, Red, Dried.....	公担 Quintals	10 5,553
05101	103	橘子.....	Oranges, Fresh.....	30,874 6,990,842
	109	未列名罐頭及蜜製果品：—	Fruits, Canned and /or Preserved, n. o. r. :-		
05301	109a	罐頭鳳梨.....	Pineapples, Canned	50,167 27,849,432
..	109b	其他罐頭或蜜製果品 {	Other Fruits, Canned and/ or Preserved	6,808 1,488,153
05201	110	未列名乾菜.....	Fruits, Dried, n. o. r.	8,137 2,172,312
05106	111	未列名鮮菜.....	Fruits, Fresh, n. o. r.	21,619 3,346,205
05103	111a	鮮香蕉.....	Bananas, Fresh.....	425,662 76,939,672
		第八組	GROUP VIII.		
		藥材及香料 (化學產品不在內)	Medicinal Substances and Spices (not including Chemicals).		4,228,755
29204	112	檳榔(檳榔衣在內).....	Betelnuts (incl. Husk).....	公担 Quintals	76 6,075
		未列名藥材及香料：—	Medicinal Substances and Spices, n. o. r. :-		
29204	120	藥材.....	Medicinal Substances	2,258 718,458
51209	120a	樟腦.....	Camphor	2,273 3,257,172
07502	121	香料.....	Spices	450 247,050
		第九組	GROUP IX.		
		油,蠟	Oils, Tallow, and Wax.		45,801,409
55101	130	香油.....	Oil, Essential	公斤 Kilogrs.	74,507 1,297,438
..	130a	樟腦油.....	Oil, Camphor	59,594 710,903
..	130b	香茅油.....	Oil, Citronella	2,479,839 43,793,068
		第十組	GROUP X.		
		子仁	Seeds.		86,722
22109	144 144b	未列名子仁：— 未列名子仁(榨油用)	Seeds, n. o. r. :- Seeds, Oil, n. o. r.	公担 Quintals	247 56,108

第十表 出口貨物數量與淨值報告表(貨別)續
 X.—Net Exports to Foreign Countries.—Quantity and Value of
 Merchandise: by Commodities—Continued,

聯合國標準 分類號列 SITC No.	統計號列 Returns No.	貨 名 Name of Article.		數 量 單 位 Unit of Quantity.	四十年一月至十二月 January—December 1952.	
					數 量 Quantity.	價值：新台幣 Value: N.T.\$
29205 29204	144c 144d	未列名子仁(種植用)	Seeds, n.o.r. (for Planting)	公担 Quintals	7	30,259
		未列名子仁(藥材)...	Seed, n.o.r. (for Medicinal Use)	2	355
		第十一組	GROUP XI.			
		酒	Spirituous Beverages.			18,349
11204 11201	145 147b	酒(土酒).....	Samshu	公担 Quintals	1	504
		酒.....	Wines	公斤 Kilogrs.	3,336	17,845
		第十二組	GROUP XII			
		糖	Sugar.			863,976,603
06102 06101	148 148a	各種精製糖.....	Sugar of all kinds, Refined	公担 Quintals	4,525,028	852,014,212
		未精製糖.....	Sugar, Not Refined.....	70,373	11,962,391
		第十三組	GROUP XIII.			
		茶	Tea.			84,704,351
07401	150	紅茶：—	Tea, Black :-	公担 Quintals	4,767	4,151,827
		其他.....	Other kinds			
..	156	綠茶：—	Tea, Green :-	69,181	66,566,986
..		其他.....	Other kinds	19,280	13,985,538
	158	未列名茶.....	Tea, n. o. r.		
		第十四組	GROUP XIV.			
		菸 草	Tobacco.			250,875
12202	159	紙菸.....	Cigarettes	十 Thousands	15,200	250,875
		第十五組	GROUP XV.			
		菜蔬	Vegetables.			11,495,464
05409	164	蒜頭.....	Garlic	公担 Quintals	15,372	1,691,182
..	165	金針菜.....	Lily-flowers, Dried	5	4,309
..	168	乾辣椒.....	Chillies, Dried	153	19,976
07502	169	鮮薑.....	Ginger, Fresh.....	1,044	230,242
05403	171	甘蔗.....	Sugar Canes	60	2,142
05409	172	未列名乾菜蔬.....	Vegetables, Dried, n.o.r.	157	14,736
..	173	未列名鮮菜蔬.....	Vegetables, Fresh, n.o.r.	2,216	179,615
05503	174	未列名鹹菜蔬.....	Vegetables, Salted, n.o.r.	14	8,451
05502	175	罐頭菜蔬.....	Vegetables, Canned.....	3,684	2,156,859
05409	176a	笋.....	Bamboo Shoots	22,248	7,187,952
		第十六組	GROUP XVI.			
		其他植物產品	Other Vegetable Products.			11,339,361
09909	179	醬油、醬.....	Soy and Sauce	公担 Quintals	52	9,766
	182	未列名植物產品：—	Vegetable Products n.o.r.:-			
06103	182a	糖漿.....	Molasses	公斤 Kilogrs.	27,297,391	7,643,269
29206	182c	樹木等(活苗).....	Live Trees, Plants, etc.,	300	664
29209	182e	米紙.....	Rice Paper	33,001	2,798,962
05403	182f	其他.....	Others	86,786	886,700

第十表 出口貨物數量與淨值報告表(貨別)續
 X.—Net Exports to Foreign Countries.—Quantity and Value of
 Merchandise: by Commodities—Continued.

聯合國標準 分類號列 SITC No.	統計號列 Returns No.	貨名 Name of Article	數量單位 Unit of Quantity.	四十一年一月至十二月 January—December 1952		
				數量 Quantity.	價值：新台幣 Value: N.T.\$	
		第十七組	GROUP XVII.			
		竹	Bamboo.	903,583		
29203	183	整根竹.....	Bamboo	公担 Quintals	5,970	830,509
..	184	竹篾, 竹葉等	Bamboo Split, Leaf, etc...	179	42,467
82109	185	未列名竹製品.....	Bamboo Manufactures, n.o.r.	108	30,607
		第十八組	GROUP XVIII.			
		燃料	Fuel.	1,477,209		
31101	187	煤(船用煤在內).....	Coal (incl. Coal for Ships' Bunkers)	公噸 M. tons	12 907	1,477,209
		第十九組	GROUP XIX.			
		藤	Rattan.	25,864		
29203	190	藤皮, 藤片, 藤條(藤心在內).....	Rattan Skin or Peel, Split, and Whole (incl. Core)....	公担 Quintals	89	16,592
82109	191	未列名藤製品.....	Rattan Manufactures, n.o.r.	10	9,272
		第二十組	GROUP XX.			
		木材, 木, 及木製品	Timber, Wood, and Manufactures thereof.	702,038		
24303	192a	重木材:— 鋸方木(方木塊及木板在內)及普通製過者(已刨, 已彫, 已削等).....	Timber, Hardwood:— Sawn, Ordinary (incl. Squares and Planks) and Manufactured, Ordinary-planed, grooved, tongued, etc.	公担 Quintals	1,519	61,651
24302	193a	輕木材:— 鋸方木(方木塊及木板在內)及普通製過者(已刨, 已彫, 已削等).....	Timber, Softwood:— Sawn, Ordinary (incl. Squares and Planks) and Manufactured, Ordinary-planed, grooved, tongued, etc....	473	53,544
63101	197b	木材:— 裝飾木, 木片.....	Wood:— Veneer	377	230,461
63102	197c	夾木.....	Plywood	668	218,614
82101	198a	未列名木製傢具及木器:— 木製傢具.....	Wood Furniture and Wood-ware, n. o. r. :- Wood Furniture	15	7,136
63201	198b	木箱, 板條箱, 及其附件.....	Boxes, Cases, Crates, and parts thereof	895	107,168
63202	198c	製桶木料.....	Cooperage Products.....	157
63209	198e	未列名木製品.....	Manufactures of Wood, n. o. r.	52	23,307
		第二十一組	GROUP XXI.			
		紙	Paper.	1,589,789		
64102	199	上等紙.....	Paper, 1st Quality.....	公担 Quintals	686	267,843
64119	201	下等紙.....	Paper, 3rd Quality	435	24,300

第十表 出口貨物數量與淨值報告表(貨別)續
 X.—Net Exports to Foreign Countries.—Quantity and Value of
 Merchandise: by Commodities—Continued.

聯合國標準 分類號列 SITC No.	統計號列 Returns No.	貨名 Name of Article.	數量單位 Unit of Quantity.	四十一年一月至十二月 January—December 1952.	
				數量 Quantity.	價值：新台幣 Value: N.T.\$
64209	202	紙箔(冥幣在內).....	Paper, Joss (incl. Joss-Paper Dollars)	公担 Quintals	260 62,588
64209	203	未列名紙.....	Paper, n. o. r.	" "	74 7,935
64104	203a	黃紙板.....	Paper, Strawboard.....	" "	5,371 1,208,182
64119	203b	未列名紙製品.....	Paper Manufactures, n. o. r.	" "	20 18,941
		第二十二組	GROUP XXII.		
		紡織纖維	Textile Fibres.		
26503	214	苧麻.....	Ramie	公担 Quintals	4,471 5,393,595
26103	221	黃絲.....	Silk, Raw, Yellow, not Re-reeled and not Steam Filature.....	公斤 Kilogrs.	170 5,705
26501	230	未列名紡織纖維：—	Textile Fibres, n. o. r. :-		
26509	230c	亞麻.....	Flax.....	" "	358,194 2,491,505
	230f	其他.....	Others.....	" "	23,028 121,842
		第二十三組	GROUP XXIII.		
		紗,線,編織品, 針織品	Yarn, Thread, and Plaited and Knitted Goods.		
65506	231	繩,索.....	Cordage and Twine	公担 Quintals	35 22,223
65403	237a	服飾.....	Trimmings.....	公斤 Kilogrs.	1,427 97,942
		第二十四組	GROUP XXIV.		
		疋頭	Piece Goods.		
		第二十五組	GROUP XXV.		
		其他紡織品	Other Textile Products.		
		衣服及衣着零件：—	Clothing and Articles of Personal Wear :-		
84119	263b	未列名.....	N. o. r.	公斤 Kilogrs.	355 31,366
65506	269	魚網.....	Fishing-nets	公担 Quintals	77 71,375
		第二十六組	GROUP XXVI.		
		礦砂,金屬, 及金屬製品	Ores, Metals, and Metallic Products.		
		礦砂：—	Ores :-		
28319	276	未列名：.....	N. o. r. :-		
	276f	其他.....	Others	公担 Quintals	20,102 1,247,981
69929	284	鋼鐵及其製品：—	Iron (incl. Steel), and Manufactures thereof:-		
	284q	其他鋼鐵製品.....	Other Manufactures of Iron and Steel.....	" "	12 5,270
68402	289	未列名金屬及金屬製品：—	Metals and Metallic Products, n.o.r. :-		
	289e	已製鍊鋁及鋁合金(條,竿,板,片,絲,管,管子).....	Aluminium and Aluminium Alloys, Worked (Bars, Rods, Plates, Sheets, Wire, Pipes, Tubes)	" "	8,000 7,050,000
68702	289j	錫及錫合金(條,竿,板,片,絲,管,管子).....	Tin and Tin Alloys, worked (Bars, Rods, Sheets, Wire, Pipes, Tubes)	" "	1,160 52,244

第十表 出口貨物數量與淨值報告表(貨別)續
 X.—Net Exports to Foreign Countries.—Quantity and Value of
 Merchandise: by Commodities—Continued.

聯合國標準 分類號列 SITC No.	統計號列 Returns No.	貨名 Name of Article.	數量單位 Unit of Quantity.	四十一年一月至十二月 January—December 1952.	
				數量 Quantity.	價值：新台幣 Value: N.T. \$
69914	289n	鋁製家用器具..... {	公担 Quintals	1	1,620
71501	289x	製造機械工具..... {	11	12,238
69929	289z	其他金屬製品..... {	1,800	112,645
		第二十七組			
		玻璃及玻璃器			—
		第二十八組			
		石,泥土,砂,及其製品 (磁器,搪磁器在內)			2,953,210
		GROUP XXVII.			
		Glass and Glassware.			
		GROUP XXVIII.			
		Stone, Earth, Sand, and Manu- factures thereof (including Chinaware and Enamelledware).			2,953,210
66102	293	水泥..... {	公担 Quintals	111,440	2,945,128
	298	未列名泥土, 砂石, 及 其製品:— {			
66109	298(o)	未列名石棉, 水泥, 及 未煉非金屬礦物之建 築材料..... {	188	13,082
		第二十九組			
		化學品, 化學產品			35,756,710
		GROUP XXIX.			
		Chemicals and Chemical Products.			
89917	300	中國墨.....	公斤 Kilogrs.	650	4,914
51104	303	碱.....	公担 Quintals	1,562	390,500
54109	305	化學藥劑..... {	公斤 Kilogrs.	25,448	396,694
41101	305f	魚油.....	93,005	2,680,767
27205	307	鹽.....	公担 Quintals	1,814,120	30,312,857
	309	未列名化學品, 化學產品 :— {			
51201	309i	有機酸及無水酸(如 醋酸, 酒石酸, 枸橼酸 等)..... {	80	22,267
51202	309j	酒精(乙醇)變性或未 變性者.....	643	161,858
51209	309n	未列名有機化學產品.....	3,457	1,704,153
59902	309s	殺蟲劑及消毒劑..... {	20	82,700
		第三十組			
		印刷品			207,197
		GROUP XXX.			
		Printed Matter.			
89201	311	印本書籍.....	公担 Quintals	247	197,840
89202	312c	報紙及雜誌.....	4	9,357
		第三十一組			
		雜貨			18,646,725
		GROUP XXXI.			
		Sundry.			
89912	314a	未列名草帽類.....	公担 Quintals	40	17,640

第十表 出口貨物數量與淨值報告表(貨別)續
 X.—Net Exports to Foreign Countries.—Quantity and Value of
 Merchandise: by Commodities—Continued.

聯合國標準 分類號列 SITC No.	統計號列 Returns No.	貨名 Name of Article.	數量單位 Unit of Quantity.	四十一年一月至十二月 January—December 1952.		
				數量 Quantity.	價值：新台幣 Value: N.T.\$	
84111	318	草帽.....	Hats, Straw	項 Pieces	838,053	4,223,194
06201	320	糖漿.....	Confectionery	公担 Quintals	322	193,727
05301	320a	蜜餞糖食.....	Preserves and Sweetmeats...	382	201,817
	321	容器及包裝用品：—	Containers and Packing Requisites:—			
69921	321b	鐵及錫製.....	Iron and Tin.....	119	18,450
89904	325	頭髮網.....	Hair-nets, made of Human Hair.....	羅 Gross	2,375	22,863
89999	326	神香.....	Jo.s Sticks	公担 Quintals	39	32,757
65702	330	蓆.....	Mats	296	247,894
	335	未列名礦質油及其製成品 ：—	Other Mineral Oils and their Derivatives :—			
31301	335a	汽油及其他輕油.....	Gasolene and other Light Oils	公斤 Kilogrs.	8,435,900	2,114,714
	340	未列名電氣材料，配件及 器具：—	Electrical Materials, Fit- tings, and Appliances, n. o. r. :—			
72119	340k	未列名電氣機器，電 氣設備，電氣器具及 其零件，附件.....	Electrical Machinery, Ap- paratus, and Appliances, n. o. r. and parts or accessories	307,473	4,388,623
	348	機器及其零件：—	Machinery and Parts :—			
71603	348a	輸送、起重、掘鑿、築 路及採礦機器.....	Conveying, Hoisting, Ex- cavating, Road Construc- tion and Mining Machinery	公担 Quintals	515	410,302
71613	348h	未列名機器及器具({ 電器機器不在內) ... }	Machinery and Appliances (other than Electrical), n. o. r.	100	46,340
86301	353	電影戲軟片.....	Cinematographic Films ...	公斤 Kilogrs.	185	145,260
91101	354	未列名郵包.....	Postal Parcels, n. o. r.....	20,213	436,901
	356	未列名雜貨：—	Sundries, n. o. r. :—			
84111	356c	帽(其他纖維製者)...	Hats, other Fibres	項 Pieces	718,057	6,033,516
89907	356e	賽璐珞製品.....	Celluloidware.....	公斤 Kilogrs.	350	10,000
86109	356k	未列名科學儀器及器 具.....	Scientific instruments and Apparatus, n. o. r.	10	1,143
89999	356r	其他雜貨.....	Others.....	21,510	101,584
		共... ..	Total			1,467,859,078

第十表 (附表) 主要出口貨物類編
X.— (Supplementary) — Analysis of Principal Exports to Foreign Countries.

聯合國標準 分類號列 SITC No.	統計號列 Returns No.	貨名；運銷地名；及輸出口岸 Name of Article; Country of Destination; and Port of Shipment.		四十年一月至十二月 January—December 1952.					
				數量 Quantity.	價值：新台幣 Value: N. T. \$				
29109	15	鴨毛	Feathers, Duck	2,060	5,840,228				
			公担 Quintals						
		運銷地名	Country of Destination						
		香港.....	Hongkong			1,202	3,260,178		
		日本.....	Japan			86	410,215		
		美國.....	U.S. of America			772	2,169,835		
	輸出口岸	Port of Shipment							
		台北.....	Taipei	1,985	5,673,517				
		台南.....	Tainan.....	75	166,711				
29109	16	鵝毛	Feathers, Goose.....	2,637	6,730,093				
			公担 Quintals						
		運銷地名	Country of Destination						
		香港.....	Hongkong			1,341	3,028,530		
		日本.....	Japan			108	230,485		
		美國.....	U. S. of America.....			1,188	3,471,078		
	輸出口岸	Port of Shipment							
		台北.....	Taipei	2,637	6,730,093				
		台南.....	Tainan.....				
29109	17	未列名禽毛	Feathers, n. o. r.	2,329	10,317,493				
			公担 Quintals						
		運銷地名	Country of Destination						
		英國.....	Britain.....			100	478,561		
		香港.....	Hongkong			2,116	9,351,900		
		日本.....	Japan			86	411,968		
美國.....	U. S. of America	27	75,064						
	輸出口岸	Port of Shipment							
		台北.....	Taipei	2,267	10,194,722				
		台南.....	Tainan.....	62	122,771				
04202	87	米 (船用米在內)	Rice (including Ships' Stores) 公担 Quintals	1,052,540	223,696,895				
		運銷地名	Country of Destination						
		印尼.....	Indonesia			182,000	34,965,450		
		日本.....	Japan			611,840	134,335,448		
		韓國.....	Korea			176,200	36,127,934		
		琉球.....	Okinawa			82,500	18,268,063		
			輸出口岸			Port of Shipment			
						台北.....	Taipei	927,406	210,815,511
						台南.....	Tainan.....	125,134	12,881,384

第十表 (附表) 主要出口貨物類編—續

X.— (Supplementary)—Analysis of Principal Exports to Foreign Countries—Continued.

聯合國標準 分類號列 SITC No.	統計號列 Returns No.	貨名：運銷地名；及輸出口岸 Name of Article; Country of Destination; and Port of Shipment.		四十一年一月至十二月 January—December 1952.	
				數量 Quantity.	價值：新台幣 Value: N. T. \$
29201	98b	未列名植物性染料：— 薑黃、染料木及其他 染色材料	Dyestuffs, Vegetable, n. o. r.:— Turmeric, Dye Woods and other Colouring Materials 公担 Quintals	1,212	255,774
		運銷地名	Country of Destination		
		日本.....	Japan	671	177,694
		香港.....	Hongkong	541	78,080
		輸出口岸	Port of Shipment		
		台北.....	Taipei	429	143,402
		台南.....	Tainan.....	783	112,372
05101	103	橘子	Oranges, Fresh	30,874	6,990,842
		運銷地名	Country of Destination		
		香港.....	Hongkong	30,536	6,889,592
		星加坡等處.....	Straits Settlements & F. M. S.	338	101,250
		輸出口岸	Port of Shipment		
		台北.....	Taipei	30,536	6,889,592
		台南.....	Tainan.....	338	101,250
05301	109a	未列名罐頭或蜜 製果品：—	Fruits, Canned and / or Preserved, n. o. r. :—		
		罐頭鳳梨	Canned Pineapples	50,167	27,849,432
		運銷地名	Country of Destination		
		比國.....	Belgium	44	16,195
		英國.....	Britain.....	4,461	2,300,643
		坎拿大.....	Canada	2	1,128
		丹麥.....	Denmark	296	129,478
		德國.....	Germany.....	5,585	3,053,159
		香港.....	Hongkong	9,180	4,783,800
		印度.....	India	60
		義國.....	Italy.....	..	140
		伊朗.....	Iran	213
		日本.....	Japan	26,480	15,276,175
		摩洛哥.....	Morocco	1	425
		和國.....	Netherlands	307	181,568
		挪威.....	Norway	10	4,257
		琉球.....	Okinawa.....	1,081	671,067
		瑞典.....	Sweden	2,706	1,422,385
		瑞士.....	Switzerland	54
		美國.....	U. S. of America.....	14	8,685
	輸出口岸	Port of Shipment			
		台北.....	Taipei	49,645	27,591,372
		台南.....	Tainan.....	522	258,060

第十表 (附表) 主要出口貨物類編—續

X.— (Supplementary) —Analysis of Principal Exports to Foreign Countries—Continued.

聯合國標準 分類號列 SITC No.	統計號列 Returns No.	貨名；運銷地名；及輸出口岸 Name of Article; Country of Destination; and Port of Shipment.		四十一年一月至十二月 January—December 1952.			
				數 量 Quantity.	價值：新台幣 Value: N. T. \$		
05301	109b	其他	Others	6,808	1,488,153		
		運銷地名	Country of Destination				
		古巴.....	Cuba	8	4,294		
		香港.....	Hongkong	5,697	985,952		
		美國.....	U. S. of America	1,103	497,907		
		輸出口岸	Port of Shipment				
		台北.....	Taipei	4,465	1,214,202		
		台南.....	Tainan.....	2,343	273,951		
		05106	111	未列名鮮菓	Fruits, Fresh, n. o. r. 公担 Quintals	21,619	3,346,205
				運銷地名	Country of Destination		
英國.....	Britain.....			9	2,058		
香港.....	Hongkong			20,154	3,190,314		
日本.....	Japan			691	82,284		
琉球.....	Okinawa.....			3	221		
美國.....	U. S. of America.....			762	71,328		
輸出口岸	Port of Shipment						
台北.....	Taipei			16,642	2,760,451		
台南.....	Tainan.....			4,977	585,754		
05103	111a	鮮香蕉	Bananas, Fresh	425,662	76,939,672		
		運銷地名	Country of Destination				
		香港.....	Hongkong	12,911	1,585,431		
		日本.....	Japan	412,212	75,170,963		
		韓國.....	Korea	19	5,116		
		琉球.....	Okinawa.....	520	178,162		
		輸出口岸	Port of Shipment				
		台北.....	Taipei	291,554	63,177,458		
		台南.....	Tainan.....	134,108	13,762,214		
		29204	120	未列名藥材及香料：—	Medicinal Substances and Spices, n. o. r. :—		
藥材	Medicinal Substances			2,258	718,458		
運銷地名	Country of Destination						
香港.....	Hongkong			1,838	422,099		
日本.....	Japan			341	219,091		
美國.....	U. S. of America			79	77,268		
輸出口岸	Port of Shipment						
台北.....	Taipei			762	368,671		
台南.....	Tainan.....			1,496	349,787		

第十表 (附表) 主要出口貨物類編—續

X.— (Supplementary) —Analysis of Principal Exports to Foreign Countries—Continued.

聯合國標準 分類號列 SITC No.	統計號列 Returns No.	貨名；運銷地名；及輸出口岸 Name of Article; Country of Destination; and Port of Shipment.		四十二年一月至十二月 January—December 1952.	
				數量 Quantity.	價值：新台幣 Value: N. T. \$
51209	120a	樟腦	Camphor. 公担 Quintals	2,273	3,257,172
		運銷地名	Country of Destination		
		澳洲.....	Australia.....	44	86,549
		比國.....	Belgium	5	9,687
		英國.....	Britain.....	191	214,926
		哥倫比亞.....	Colombia	14	27,282
		法國.....	France.....	126	234,791
		德國.....	Germany... ..	5	7,533
		香港.....	Hongkong	1,502	2,277,600
		韓國.....	Korea	5	7,277
		泰國.....	Thailand.....	23	42,691
		美國.....	U.S. of America	355	342,579
		南非洲聯邦及羅得 斯亞.....	South Africa, Union of, and Rhodesia	3	6,257
		輸出口岸	Port of Shipment		
台北.....	Taipei	2,273	3,257,172		
台南.....	Tainan.....		
55101	130	香油	Oil, Essential..... 公斤 Kilogrs	74,507	1,297,438
		運銷地名	Country of Destination		
		英國.....	Britain.....	5,028	68,079
		香港.....	Hongkong	63,131	794,455
		日本.....	Japan	1,743	309,255
		和國.....	Netherlands	522	70,467
		美國.....	U.S. of America	4,083	55,182
		輸出口岸	Port of Shipment		
		台北.....	Taipei	74,507	1,297,438
		台南.....	Tainan.....
55101	130a	樟腦油	Oil, Camphor 公斤 Kilogrs	59,594	710,903
		運銷地名	Country of Destination		
		澳洲.....	Australia.....	20,480	186,012
		英國.....	Britain.....	4,337	40,572
		德國.....	Germany.....	975	4,551
		香港.....	Hongkong	28,271	236,801
		日本.....	Japan	859	201,103
		美國.....	U. S. of America	4,672	41,864
		輸出口岸	Port of Shipment		
		台北.....	Taipei	59,594	710,903
台南.....	Tainan.....		

第十表 (附表) 主要出口貨物類編—續

X.—(Supplementary)—Analysis of Principal Exports to Foreign Countries—Continued.

聯合國標準 分類號列 SITC No.	統計號列 Returns No.	貨名；運銷地名；及輸出口岸 Name of Article; Country of Destination; and Port of Shipment.		四十年一月至十二月 January—December 1952.		
				數量 Quantity.	價值：新台幣 Value N. T. \$	
55101	130b	香茅油	Oil, Citronella	2,479,839	43,793,068	
			公斤kilograms			
		運銷地名	Country of Destination			
		澳洲.....	Australia.....			
		比國.....	Belgium			
		英國.....	Britain			
		古巴.....	Cuba			
		法國.....	France.....			
		德國.....	Germany.....			
		香港.....	Hongkong			
		義國.....	Italy.....			
		日本.....	Japan			
		和國.....	Netherlands			
		菲律賓.....	Philippines			
		星加坡等處.....	Straits Settlements and F.M.S.			
		泰國.....	Thailand			
		美國.....	U. S. of America			
	輸出口岸	Port of Shipment				
	台北.....	Taipei				
	台南.....	Tainan.....				
06102	148	各種精製糖	Sugar of all kinds, Refined	4,525,028	852,014,212	
			公担 Quintals			
		運銷地名	Country of Destination			
		亞丁.....	Aden			
		英國.....	Britain.....			
		緬甸.....	Burma			
		埃及(英埃蘇丹在 內).....	Egypt (incl Anglo-Egyptian Sudan)			
		香港.....	Hongkong			
		日本.....	Japan			
		韓國.....	Korea			
		琉球.....	Okinawa.....			
		巴基斯坦.....	Pakistan			
		星加坡等處.....	Straits Settlements and F.M.S.			
		泰國.....	Thailand.....			
			輸出口岸			Port of Shipment
			台北.....			Taipei
			台南.....			Tainan.....
06101	148a	未精製糖	Sugar, not Refined	70,373	11,962,391	
			公担 Quintals			
		運銷地名	Country of Destination			
	日本.....	Japan				
	韓國.....	Korea				

第十表 (附表) 主要出口貨物類編—續
 X.—(Supplementary)—Analysis of Principal Exports to Foreign Countries—Continued.

聯合國標準 分類號列 SITC No.	統計號列 Returns No.	貨名；運銷地名；及輸出口岸 Name of Article; Country of Destination; and Port of Shipment.		四十一年一月至十二月 January—December 1952.	
				數 量 Quantity.	價值：新台幣 Value: N. T. \$.
07401	150	輸 出 口 岸 Port of Shipment			
		台北.....	Taipei	13,567	2,902,807
		台南.....	Tainan.....	56,806	9,059,584
		其他紅茶	Tea, Black, Other kinds 公担 Quintals	4,767	4,151,827
		運 銷 地 名 Country of Destination			
		英國.....	Britain.....	135	140,913
		香港.....	Hongkong	2,719	2,097,190
		日本.....	Japan	108	112,276
		和國.....	Netherlands	44	31,812
		琉球.....	Okinawa.....	34	66,545
星加坡等處..... {	Straits Settlements and F. M. S.	6	6,120		
美國.....	U. S. of America.....	1,711	1,682,495		
合衆國中美洲領 域..... {	U. S. Central America Territories	10	14,476		
07401	156	輸 出 口 岸 Port of Shipment			
		台北.....	Taipei	4,767	4,151,827
		台南.....	Tainan.....
		其他綠茶	Tea, Green, Other kinds 公担 Quintals	69,181	66,566,986
		運 銷 地 名 Country of Destination			
		亞爾基爾.....	Algeria	300	386,568
		比國.....	Belgium	9	11,895
		英國.....	Britain.....	2,288	1,598,324
		法國.....	France.....	303	327,027
		法屬西非洲.....	French West Africa.....	544	681,853
香港.....	Hongkong	29,729	27,559,527		
摩洛哥.....	Morocco	30,619	30,406,370		
琉球.....	Okinawa.....	247	416,138		
星加坡等處..... {	Straits Settlements and F. M. S.	1,616	1,390,089		
瑞士.....	Switzerland	5	5,771		
泰國.....	Thailand.....	3,474	3,693,196		
美國.....	U. S. of America.....	47	90,228		
07401	156	輸 出 口 岸 Port of Shipment			
		台北.....	Taipei	69,181	66,566,986
		台南.....	Tainan.....

第十表 (附表) 主要出口貨物類編一續
 X.—(Supplementary)—Analysis of Principal Exports to Foreign Countries—Continued.

聯合國標準 分類號列 SITC No.	統計號列 Returns No.	貨名；運銷地名；及輸出口岸 Name of Article; Country of Destination; and Port of Shipment.		四十二年一月至十二月 January—December 1952.							
				數 量 Quantity	價值：新台幣 Value: N. T. \$.						
07401	158	未列名茶	Tea, n. o. r. 公担 Quintals	19,280	13,985,538						
		運銷地名	Country of Destination								
		亞爾基爾.....	Algeria			75	21,627				
		英國.....	Britain.....			131	71,914				
		夏威夷.....	Hawaii.....			71	24,453				
		香港.....	Hongkong			10,701	5,569,312				
		義國.....	Italy			2	2,016				
		日本.....	Japan ..			132	128,787				
		摩洛哥.....	Morocco			3,065	1,932,498				
		和國.....	Netherlands			3	2,601				
		琉球.....	Okinawa.....			2,734	4,197,943				
		星加坡等處.....	Straits Settlements and F. M. S.			820	532,626				
		泰國.....	Thailand.....			684	664,863				
		美國.....	U. S. of America.....			862	836,898				
			輸出口岸			Port of Shipment					
	台北.....	Taipei	18,826	13,626,778							
	台南.....	Tainan.....	454	358,760							
05409	176a	未列名菜蔬：— 笋	Vegetables, n. o. r.:— Bamboo Shoots..... 公担 Quintals	22,248	7,187,952						
		運銷地名	Country of Destination								
		香港.....	Hongkong			3,280	814,096				
		日本.....	Japan			18,787	6,320,659				
		琉球.....	Okinawa.....			117	45,025				
		美國.....	U. S. of America.....			64	8,172				
			輸出口岸			Port of Shipment					
			台北.....			Taipei	19,839	6,608,103			
			台南.....			Tainan.....	2,409	579,849			
			未列名植物產品 ：—			Vegetable Products, n. o. r.:—					
		06103	182a			糖漿	Molasses 公斤 Kilogrs	27,297,391	7,643,269		
						運銷地名	Country of Destination				
						韓國.....	Korea			9,302,587	2,604,724
						美國.....	U. S. of America			17,994,804	5,038,545
							輸出口岸			Port of Shipment	
	台北.....	Taipei	27,297,391	7,643,269							
	台南.....	Tainan.....									

第十表 (附表) 主要出口貨物類編一續

X.—(Supplementary)—Analysis of Principal Exports to Foreign Countries—Continued.

聯合國標準 分類號列 SITC No.	統計號列 Returns No.	貨名；運銷地名；及輸出口岸 Name of Article; Country of Destination; and Port of Shipment.		四十一年一月至十二月 January—December 1952.			
				數 量 Quantity.	價值：新台幣 Value: N. T. \$		
29209	182c	米紙	Rice Paper..... 公斤 Kilogrs	33,001	2,798,962		
		運銷地名	Country of Destination				
		丹麥.....	Denmark.....	1	481		
		香港.....	Hongkong.....	7,829	504,859		
		日本.....	Japan.....	1,823	74,332		
		美國.....	U. S. of America.....	23,348	2,219,290		
		輸出口岸	Port of Shipment				
		台北.....	Taipei.....	33,001	2,798,962		
		台南.....	Tainan.....		
		05403	182f	其他	Others..... 公斤 Kilogrs	86,786	886,700
運銷地名	Country of Destination						
坎拿大.....	Canada.....			3	3,365		
丹麥.....	Denmark.....			21	15,627		
香港.....	Hongkong.....			42,492	258,736		
日本.....	Japan.....			40,266	348,880		
瑞士.....	Switzerland.....			1	133		
泰國.....	Thailand.....			6	1,408		
美國.....	U. S. of America.....			3,997	258,551		
輸出口岸	Port of Shipment						
台北.....	Taipei.....	75,980	864,858				
台南.....	Tainan.....	10,806	21,842				
26503	214	苧麻	Ramie.....公担 Quintals	4,471	5,393,595		
		運銷地名	Country of Destination				
		香港.....	Hongkong.....	757	776,976		
		日本.....	Japan.....	3,702	4,595,037		
		琉球.....	Okinawa.....	12	21,582		
		輸出口岸	Port of Shipment				
		台北.....	Taipei.....	3,524	4,434,322		
		台南.....	Tainan.....	947	959,273		
		66102	293	水泥	Cement (Hydraulic, as Portland).....公担 Quintals	111,440	2,945,128
				運銷地名	Country of Destination		
澳洲.....	Australia.....			40,000	1,050,000		
英屬北婆羅洲.....	British North Borneo.....			11,900	309,080		
安南.....	French Indo-China.....			10,040	263,048		
星加坡等處.....	Straits Settlements and F. M. S.			43,000	1,153,000		
泰國.....	Thailand.....			6,500	170,000		

第十表(附表)主要出口貨物類編一續
 X. -(Supplementary)—Analysis of Principal Exports to Foreign Countries—continued.

聯合國標準 分類號列 SITC No.	統計號列 Returns No.	貨名；運銷地名；及輸出口岸 Name of Article; Country of Destination; and Port of Shipment.		四十二年一月至十二月 January—December 1952.	
				數 量 Quantity.	價值：新台幣 Value: N. T. \$.
54109	305	輸 出 口 岸		Port of Shipment.	
		台北.....	Taipei
		台南.....	Tainan.....	111,440	2,945,128
		化學藥劑	Medicinal Preparations, Chemical... 公斤 Kilogrs	25,448	396,694
		運 銷 地 名		Country of Destination	
		安南.....	French Indo-China	160	24,092
		香港.....	Hongkong	15,225	225,692
		星加坡等處.....	Straits Settlements and F. M. S.	3,128	49,833
		泰國.....	Thailand.....	4,085	50,618
		美國.....	U.S. of America	2,850	46,459
41101	305f	輸 出 口 岸		Port of Shipment	
		台北.....	Taipei	22,593	344,691
		台南.....	Tainan.....	2,855	52,003
		魚油	Fish Oil.....公斤 Kilogrs	93,005	2,680,767
		運 銷 地 名		Country of Destination	
		安南.....	French Indo-China	55	2,041
		香港.....	Hongkong	2,250	49,107
		美國.....	U. S. of America	90,700	2,629,619
		輸 出 口 岸		Port of Shipment	
		台北.....	Taipei	90,755	2,631,660
台南.....	Tainan	2,250	49,107		
27205	307	鹽	Salt..... 公担 Quintals	1,814,120	30,312,857
		運 銷 地 名		Country of Destination	
		英屬北婆羅洲.....	British North Borneo.....	120	15,711
		日本.....	Japan	1,299,000	22,350,627
		韓國.....	Korea	492,500	7,532,787
		琉球.....	Okinawa	10,500	277,832
		星加坡等處.....	Straits Settlements and F. M. S.	12,000	135,900
		輸 出 口 岸		Port of Shipment	
		台北.....	Taipei	1,000	25,259
		台南.....	Tainan.....	1,813,120	30,287,598

第十表 (附表) 主要出口貨物類編一續
 X.-(Supplementary)—Analysis of Principal Exports to Foreign Countries—Continued.

聯合國標準 分類號列 SITC No.	統計號列 Returns No.	貨名；運銷地名；及輸出口岸 Name of Article; Country of Destination; and Port of Shipment.		四十一年一月至十二月 January—December 1952.	
				數 量 Quantity.	價值：新台幣 Value: N. T. \$.
84111	318	草帽	Hats, Straw項 Pieces	838,053	4,223,194
		運銷地名	Country of Destination		
		澳洲.....	Australia.....	45,821	426,280
		英國.....	Britain.....	4,817	43,747
		法國.....	France.....	33	138
		德國.....	Germany.....	6,006	18,040
		香港.....	Hongkong.....	142,872	685,886
		日本.....	Japan.....	243,437	1,628,728
		韓國.....	Korea.....	381	4,789
		紐西蘭.....	New Zealand.....	5,816	33,560
		琉球.....	Okinawa.....	5,820	22,966
		南非洲聯邦及羅得 斯亞.....	South Africa, Union of, and Rhodesia.....	2,475	20,068
		美國.....	U. S. of America.....	380,575	1,338,992
		輸出口岸	Port of Shipment		
		台北.....	Taipei.....	838,053	4,223,194
台南.....	Tainan.....		
84111	356c	未列名雜貨：一	Sundries, n. o. r.:—		
		帽 (其他纖維製成者)	Hats, other Fibres 項 Pieces	718,057	6,033,516
		運銷地名	Country of Destination		
		澳洲.....	Australia.....	88,646	786,666
		比國.....	Belgium.....	8,048	59,004
		英國.....	Britain.....	9,000	81,443
		法國.....	France.....	33	156
		德國.....	Germany.....	19	150
		香港.....	Hongkong.....	53,220	408,226
		美國.....	Italy.....	2,868	30,768
		日本.....	Japan.....	187,353	1,467,909
		紐西蘭.....	New Zealand.....	28,392	260,638
		琉球.....	Okinawa.....	120	1,322
		南非洲聯邦及羅得 斯亞.....	South Africa, Union of, and Rhodesia.....	2,880	23,822
		瑞士.....	Switzerland.....	6	82
美國.....	U. S. of America.....	337,472	2,913,330		
輸出口岸	Port of Shipment				
台北.....	Taipei.....	718,057	6,033,516		
台南.....	Tainan.....		

第十一表甲 進出口黃金數量與價值報告表(國別)
 XIa.—Imports from and Exports to Foreign Countries: Quantity and Value of
 Gold: by Countries.

四十一年一月至十二月 無
 January—December 1952. — Nil.

第十一表乙 進出口白銀數量與價值報告表(國別)
 XIb.—Imports from and Exports to Foreign Countries: Quantity and Value of
 Silver: by Countries.

		四十一年一月至十二月 January—December 1952.			
		生 銀 Silver Bullion.		銀 幣 Silver Coins.	
		公 兩 Hectogrs.	價值新台幣 Value N. T. \$.	公 兩 Hectogrs.	價值新台幣 Value N. T. \$.
進 口 由	IMPORTED FROM				
美國.....	U. S. of America
共 進 口	Total Imports
出 口 往	EXPORTED TO				
美國.....	U. S. of America	9,678	413,902
共 出 口	Total Exports.	9,678	413,902

第十二表甲 進出口黃金數量與價值報告表(關別)
 XIIa.—Imports from and Exports to Foreign Countries: Quantity and Value of
 Gold: by Ports.

四十一年一月至十二月 無
 January—December 1952. — Nil.

第十二表乙 進出口白銀數量與價值報告表(關別)
 XIIb.—Imports from and Exports to Foreign Countries: Quantity and Value of
 Silver: by Ports.

		四十一年一月至十二月 January—December 1952.			
		生 銀 Silver Bullion.		銀 幣 Silver Coins.	
		公 兩 Hectogrs.	價值新台幣 Value N. T. \$.	公 兩 Hectogrs.	價值新台幣 Value N. T. \$.
進 口 至	IMPORTED TO				
台北.....	Taipei
台南.....	Tainan.....
共 進 口	Total Imports
出 口 由	EXPORTED FROM				
台北.....	Taipei	9,678	413,902
台南.....	Tainan.....
共 出 口	Total Exports	9,678	413,902

第十三表 往來外洋進出口商船報告表(關別)
XIII.—Vessels Entered from and Cleared for Abroad: by Ports.

國別	Port.	四十二年一月至十二月 January—December 1952.					
		共計 Total.		進口 Entered.		出口 Cleared.	
		隻 No.	噸 Tons.	隻 No.	噸 Tons.	隻 No.	噸 Tons.
台北	Taipei	1,209	2,725,615	687	1,510,912	522	1,214,703
台南	Tainan	832	1,751,482	410	848,812	422	902,670
共	Total	2,041	4,477,097	1,097	2,359,724	944	2,117,373

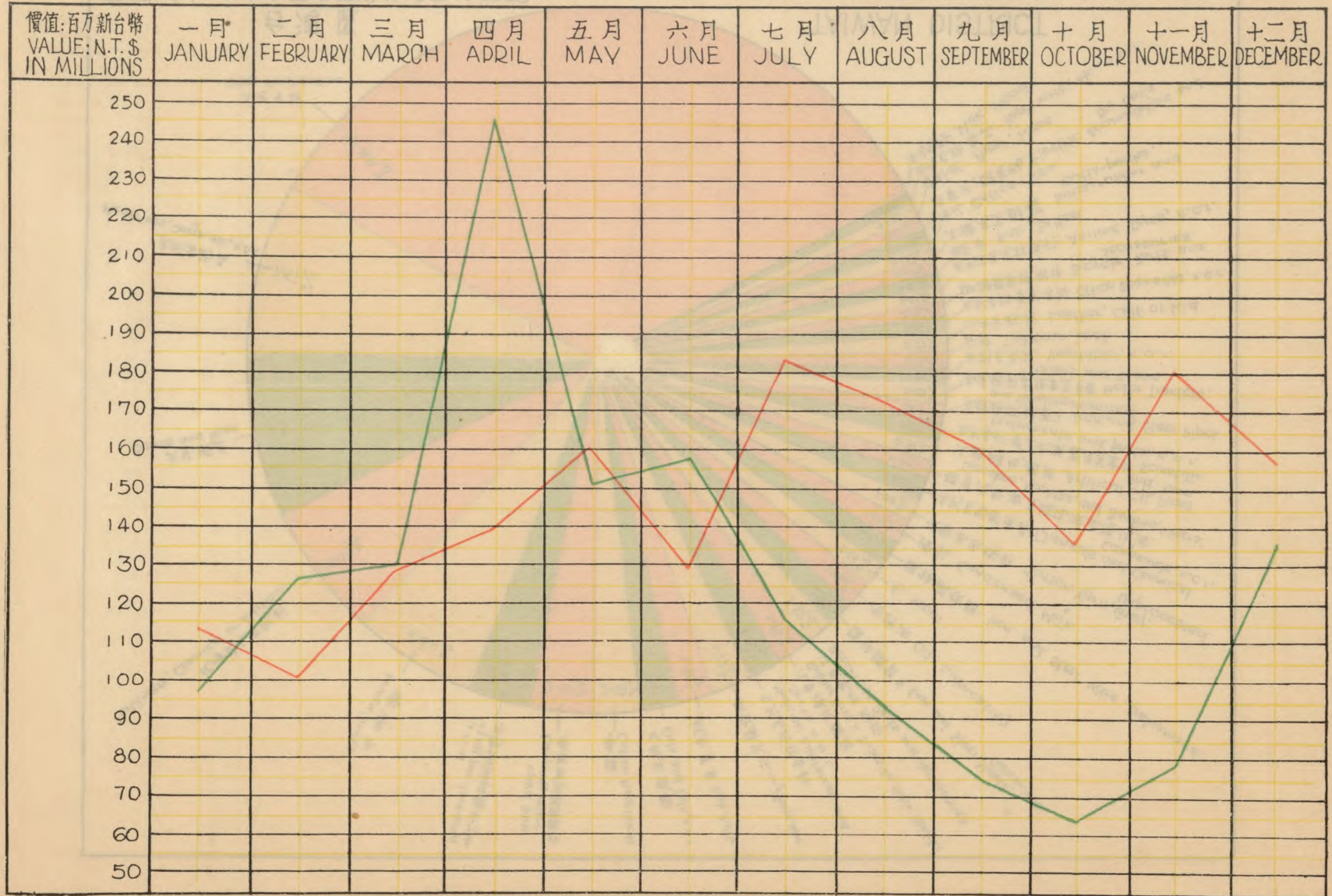
第十四表 往來外洋進出口商船報告表(旗別)
XIV.—Vessels Entered from and Cleared for Abroad: by Flags.

旗別	Flag.	四十二年一月至十二月 January—December 1952.					
		共計 Total.		進口 Entered.		出口 Cleared.	
		隻 No.	噸 Tons.	隻 No.	噸 Tons.	隻 No.	噸 Tons.
美船	American	197	934,141	106	500,524	91	433,617
英船	British	316	771,545	160	393,388	156	378,157
華船(民船除外)	Chinese (excl. Junks)	1,186	1,601,620	655	863,554	531	738,066
丹船	Danish	75	312,546	38	157,495	37	155,051
法船	French	6	28,572	3	14,286	3	14,286
希臘船	Greek	26	117,548	13	58,769	13	58,779
義船	Italian	6	20,594	3	10,297	3	10,297
日本船	Japanese	31	81,098	16	43,294	15	37,804
韓國船	Korean	11	14,731	6	8,281	5	6,450
荷蘭船	Netherlands	6	26,376	3	13,188	3	13,188
挪威船	Norwegian	102	202,665	53	106,062	49	96,603
巴拿馬船	Panamanian	47	214,348	24	107,425	23	106,923
菲律賓船	Philippine	10	29,840	5	14,920	5	14,920
瑞典船	Swedish	5	14,986	3	8,650	2	6,356
其他各國船	Others	17	106,487	9	59,611	8	46,876
共	Total	2,041	4,477,097	1,097	2,359,724	944	2,117,373

台灣區：民國四十一年度進出口貨物價值比較圖

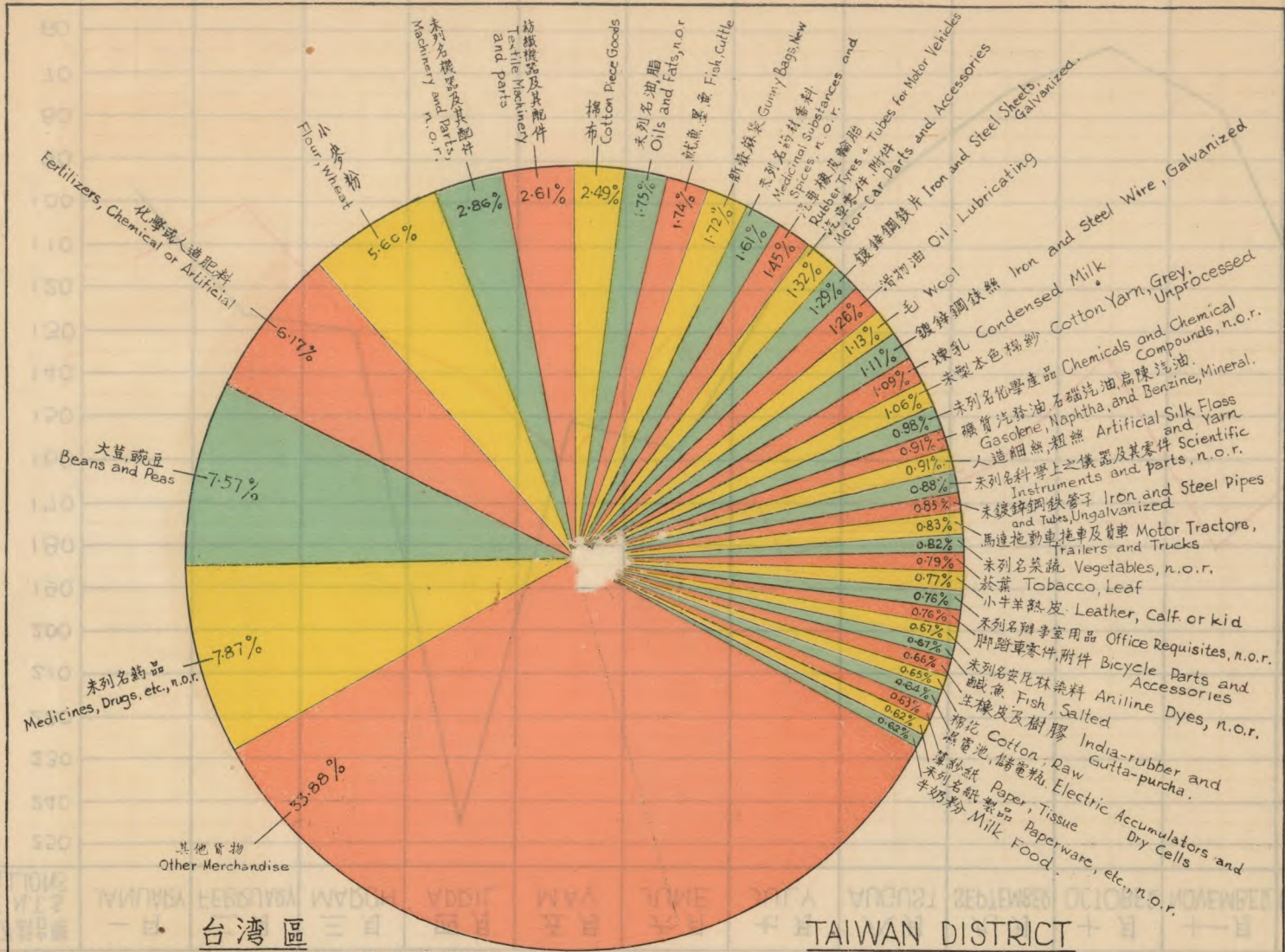
TAIWAN DISTRICT: IMPORTS FROM AND EXPORTS TO FOREIGN COUNTRIES: VALUE OF MERCHANDISE. 1952

洋貨進口價值 ———— TRADE VALUE OF IMPORTS FROM FOREIGN COUNTRIES
 國貨出口價值 ———— TRADE VALUE OF EXPORTS TO FOREIGN COUNTRIES



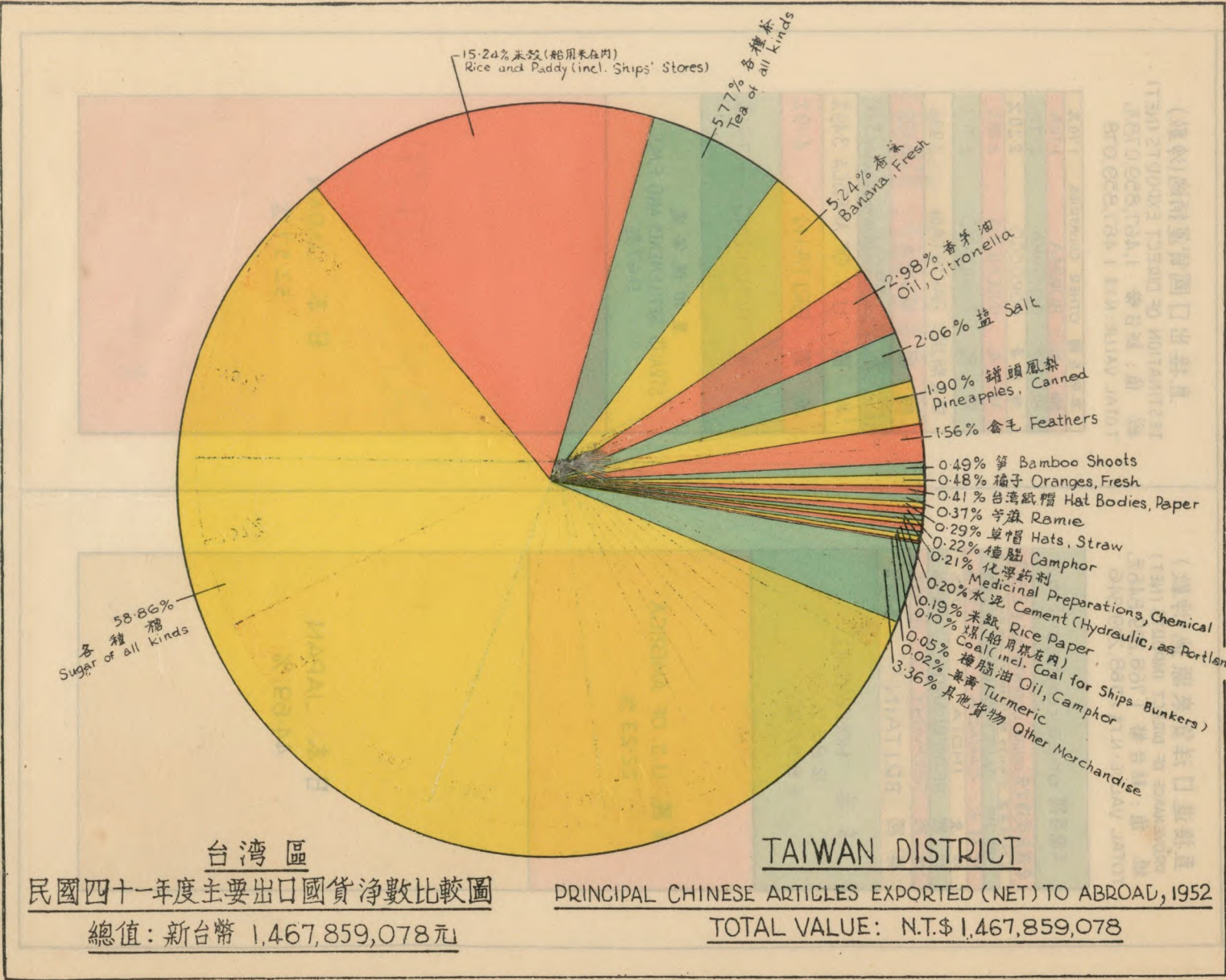
第一圖

Chart No. 1.



台灣區
民國四十一年度主要進口洋貨淨數比較圖
總值：新台幣 1,768,209,846 元

TAIWAN DISTRICT
PRINCIPAL ARTICLES IMPORTED (NET) FROM ABROAD, 1952
TOTAL VALUE: N.T.\$ 1,768,209,846

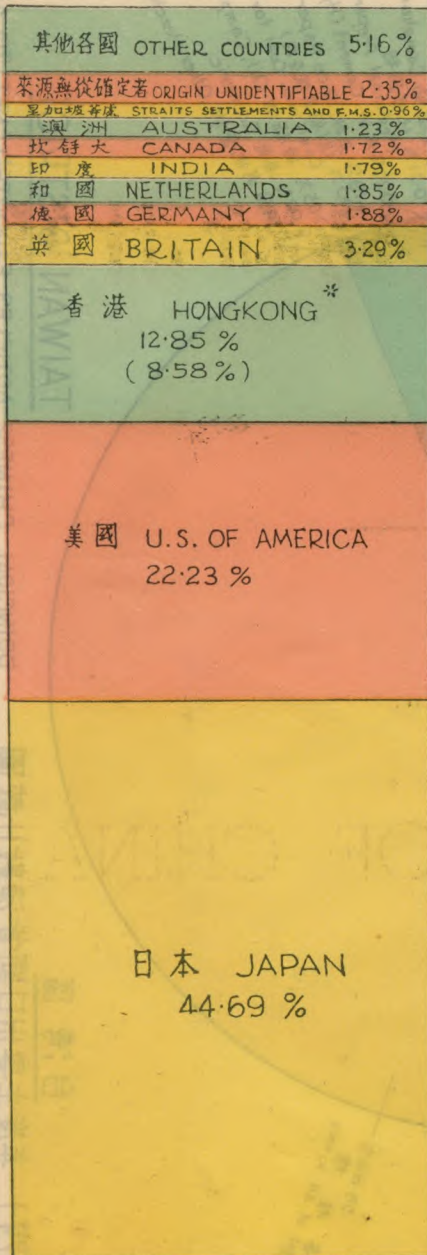


台灣區
民國四十一年度主要出口國貨淨數比較圖
總值：新台幣 1,467,859,078元

TAIWAN DISTRICT
PRINCIPAL CHINESE ARTICLES EXPORTED (NET) TO ABROAD, 1952
TOTAL VALUE: N.T.\$ 1,467,859,078

台灣區：民國四十一年度對外貿易貨值國別百分比比較圖
TAIWAN DISTRICT'S FOREIGN TRADE: PERCENTAGES CONTRIBUTED BY PRINCIPAL COUNTRIES, 1952

直接進口洋貨來源地(淨數)
PROVENANCE OF DIRECT IMPORTS (NET)
總值：新台幣 1,768,209,846元
TOTAL VALUE: N.T.\$ 1,768,209,846



直接出口國貨運銷地(淨數)
DESTINATION OF DIRECT EXPORTS (NET)
總值：新台幣 1,467,859,078元
TOTAL VALUE: N.T.\$ 1,467,859,078



* 包括經由香港進口之土貨，輸入時按章視作洋貨徵稅(其價值見括弧內數字)

Including value (in brackets) of goods of Chinese origin imported from Hongkong which, for duty purposes, were treated as foreign goods on entry into Taiwan