

目 錄

CONTENTS

	頁 數
	Page.
編製說明.....	iv, v
外匯折合率.....	vi

Introductory Notes.
Rates of Foreign Exchange.

統 計 圖

第一圖 民國五十七年度進出口貨物淨值比較圖
第二圖 民國五十七年度主要出口國貨淨數比較圖
第三圖 民國五十七年度主要進口洋貨淨數比較圖： (甲) 商貨進口 (乙) 美援進口 (丙) 商貨及美援進口合計
第四圖 民國五十七年度對外貿易貨值圖別百分率比較圖：

直接出口國貨(淨數)
直接進口洋貨(淨數)：
(甲) 商貨進口
(乙) 美援進口
(丙) 商貨及美援進口合計

對 外 貿 易 統 計 表

第一表 進出口貨物價值統計表.....	1—2
第二表 進出口金銀價值統計表.....	3
第三表 進口貨物淨值統計表(組別).....	4—5
第四表 出口貨物淨值統計表(組別).....	6
第五表 進口貨物淨值統計表(圖別與圖別).....	7—20
第六表 出口貨物淨值統計表(圖別與圖別).....	21—29
第七表 進出口貨物價值統計表(圖別).....	30—36
第八表 進出口貨物價值統計表(圖別).....	37
第九表 進出口貨物數量與淨值統計表(貨別,圖別與圖別)...	38—670
第十表 進出口貨物數量與淨值統計表(中華民國商品標準 分類組別).....	671—881
第十一表 進出口貨物數量與淨值統計表(國際標準商品分 類組別).....	882—913
第十二表甲—乙 進出口金銀數量與價值統計表(圖別).....	914
第十三表甲—乙 進出口金銀數量與價值統計表(圖別).....	915
第十四表 往來外洋進出口商船統計表(圖別).....	916
第十五表 往來外洋進出口商船統計表(旗別).....	916

CHARTS

1. Imports from and Exports to Foreign Countries: Net Value of Merchandise, 1968.
2. Principal Chinese Articles of Export (Net) Abroad, 1968.
3. Principal Articles of Import (Net) from Abroad, 1968. (A) Ordinary Imports. (B) A.I.D. Imports. (C) Ordinary and A.I.D. Imports (Combined).
4. Taiwan District's Foreign Trade Percentages contributed by Principal Countries, 1968:- Direct Exports Abroad (Net). Direct Imports from Abroad (Net): (A) Ordinary Imports. (B) A.I.D. Imports. (C) Ordinary and A.I.D. Imports (Combined).

STATISTICAL TABLES OF FOREIGN TRADE

I.—Imports from and Exports to Foreign Countries: Value of Merchandise.
II.—Imports from and Exports to Foreign Countries: Value of Gold and Silver.
III.—Net Imports from Foreign Countries: Value of Merchandise: by Groups.
IV.—Net Exports to Foreign Countries: Value of Merchandise: by Groups.
V.—Net Imports from Foreign Countries: Value of Merchandises: by Countries and Ports.
VI.—Net Exports to Foreign Countries: Value of Merchandise: by Countries and Ports.
VII.—Imports from and Exports to Foreign Countries: Value of Merchandise: by Countries.
VIII.—Imports from and Exports to Foreign Countries: Value of Merchandise: by Ports.
IX.—Net Imports from and Exports to Foreign Countries: Quantity and Value of Merchandise: by Commodities, Countries, and Ports.
X.—Net Imports from and Exports to Foreign Countries: Quantity and Value of Merchandise: by CCC Groups.
XI. Net Imports from and Exports to Foreign Countries: Quantity and Value of Merchandise: by SITC Groups.
XIIa and b.—Imports from and Exports to Foreign Countries: Quantity and Value of Gold and Silver: by Countries.
XIIIa and b.—Imports from and Exports to Foreign Countries: Quantity and Value of Gold and Silver: by Ports.
XIV.—Vessels Entered from and Cleared for Abroad: by Ports.
XV.—Vessels Entered from and Cleared for Abroad: by Flags.



編 製 說 明

(iv)

一、本貿易統計，係由海關總稅務司署統計科編製，所有台灣區各海關及其分支關所所收之進出口各項統計報單，悉數送交該科作為編製之用。

二、貿易統計分類辦法及範圍：本刊各項統計表所列商品之分類，悉依照現行「中華民國海關進口稅則」辦理。進口貨物統計中並不包括下列各項進口貨物：（一）外國駐華大使館、公使館及領事館免稅物品，（二）進口旅客所帶自用物品及包裹，但其中如有應稅物品，仍予按照類別，列入統計，（三）存入關棧之貨物，（四）奉政府令准免稅之慈善機關物品。出口貿易統計中亦不包括下列各項出口貨物：（一）出口旅客所帶自用物品及包裹，（二）出關棧運往外洋之貨物。

三、編製方法：進口貨物，須俟海關一切手續辦理完竣經關放行後，始予列入統計，並不於其抵達或存入關棧之後，即予列入。存入關棧之貨物，須俟其提出關棧報運進口後，始予列入。出口貨物確已裝船後，始認為業經出口，而列入統計。

四、價值：本刊所列進出口貨物價值，進口貨係起岸價格，出口貨係離岸價格，均以新台幣為單位。

五、原產國別及運銷國別：進口洋貨統計數字，係按原產國別分列，而各貨之原產國別，或來源地，則係根據進口商所呈報以及領事簽證貨單與其他文件所證明者為準。出口國貨係以出口商所呈報之運銷地分列，其運銷地有數處得隨時變更者，則以首列之運銷地為準。

六、金銀及貨幣：進出口金銀貨幣，另表分列，並不包括於普通商品表總數之內。

七、郵包：郵包寄遞之進出口貨物，係按照統計號列，載入普通商品統計表內。

八、美援進口：美國國際開發署駐華美援公署進口之美援物資（包括美援商業採購項下進口物資），除於第一表列載其總值及淨值外，并按照組別，國別，關別及貨別詳列於第三、第五、第七、第八及第九各表及本刊附列之有關圖表，以供參考。

九、關於進出口貨物數量與淨值，本刊第九表除按貨別統計項目詳列外，逐項按來源地或運銷國別及輸入或輸出口岸細予分析，該表內所列之「中華民國商品標準分類號列」與聯合國統計局編製之「國際貿易標準分類」號列，應分別與第十表及第十一表對照以供參考及比較之用。

十、統計表內所列數字前有減號（-）者，該項數字係表明復出口多於進口之數或復進口多於出口之數。

十一、本年刊所用「n. o. r.」字樣係「not otherwise recorded」之簡寫。

INTRODUCTORY NOTES

All statistical information in regard to China's trade as controlled by the Customs is compiled by the Statistical Department of the Inspectorate General of Customs, Taipei, Taiwan, from the Statistical Copies of all Customs declaration forms for Imports, Exports, etc., from the various Customs districts in Taiwan.

CLASSIFICATION AND SCOPE OF RETURNS

The tables as given in this publication are arranged in accordance with the classification of articles in the "Customs Import Tariff of the Republic of China" in force.

The following classes of goods arriving in this country are **NOT INCLUDED IN THE IMPORT STATISTICS**: (a) Commodities passed duty free for Embassies, Legations and Consulates; (b) Personal effects and parcels brought in by passengers for private use, with the exception of any dutiable contents thereof, which are included under the appropriate classifications. (c) Commodities entered into Bond (*N.B.* Included as Imports if ultimately withdrawn from Bond for import); (d) Supplies imported by charitable organizations and passed free of duty by special order of the Government.

The following classes of commodities leaving this country are **NOT INCLUDED IN THE EXPORT STATISTICS**: (a) Personal effects and parcels taken by passengers for private use; (b) Shipments abroad *ex* Bond.

METHOD OF COMPILING

IMPORTS are recorded in the statistics only upon completion of all Customs formalities and therefore not on immediate arrival in the country or upon entry into Bond. **BONDED** merchandise is not recorded in the statistics until withdrawn for import. **EXPORTS** are not considered as exported until shipment has actually taken place.

VALUE: Values in this issue are c.i.f. values for Imports and f.o.b. values for Exports; the unit is in New Tollars Dollars.

COUNTRIES OF ORIGIN AND DESTINATION: Imports are classified according to the place or country declared by the Importer and verified by the Chinese Consular Invoice and other relative documents. Exports are credited to the country of declared destination; "optional" cargo, to the country first indicated.

BULLION AND COINS: Special Treasure tables are given for imports and exports of Bullion and Coins, which are excluded from the totals in the trade tables.

PARCEL POST: Imports and Exports by Parcel Post are credited to the trade tables according to their respective statistical classification whenever possible.

AID IMPORTS: The gross and net values of import by United States AID Mission to China (including imports under the U.S. Aids Commercial Procurement Program), are given in Table I, while details of such imports are given in Tables III, V, VII, VIII, and IX, classified according to Group, Country, Port, and Commodity, and the relative charts.

For the purpose of showing the direction of trade for all items of imports and exports according to the statistical headings, **ANALYSES OF IMPORTS AND EXPORTS** giving details of countries of origin or destination together with ports of entry or shipment, are presented in Table IX. The **CCC (THE STANDARD CLASSIFICATION OF COMMODITIES OF THE REPUBLIC OF CHINA)** code numbers for each item and the **SITC** group and item numbers based on the **STANDARD INTERNATIONAL TRADE CLASSIFICATION** published by the Statistical Office of the United Nations given in this table are shown in Tables X and XI respectively, according to their group sequence for easy reference and comparison.

Where figures are preceded by a minus (—) sign, they represent an **EXCESS** of re-exports over imports or **EXCESS** of re-imports over exports, as the case may be, during the period concerned.

The term "n.o.r." stands for "not otherwise recorded".

外匯折合率

Rate of Foreign Exchange

一、外匯貿易管理辦法

本年進出口結匯辦法係依照民國五十二年九月卅日公佈施行之修正外匯管理辦法辦理。

二、外匯折合率

新台幣對美元匯率每一美元買入為 40.00 元，賣出為 40.10 元。

(甲) 進口：

對各項進口貨物之外幣價格係按照美元折合新台幣 40.10 元之賣出匯率折合新台幣以供編製統計之用。

(乙) 出口：

本列所列之出口統計價值係根據出口時經海關查驗之結匯證件上所載之離岸價格結售外匯之數額按台灣銀行掛牌結購外匯之匯率（美元一元折合新台幣四〇、〇〇元）折合新台幣。

茲將本年度台灣銀行掛牌之外匯折合率列后：

I. Foreign Exchange and Trade Control Regulations.

The revised regulations governing the control of foreign exchange and trade, as promulgated by the Government on September 30, 1963, have remained in force during the year.

II. Rate of Foreign Exchange.

The exchange rate for U.S. Currency is N.T.\$40.10 for selling and N.T.\$40.00 for buying of U.S.\$1.00 by the banks.

(A) Imports:

The selling rate of U.S.\$1.00=N.T.\$40.10 has been used for the conversion of import values in foreign currencies into New Taiwan dollars.

(B) Exports:

Export values given in the accompanying statistical tables were based on the f.o.b. values in foreign currencies of the export articles concerned as shown on the relative export declarations submitted to the Customs for inspection at the time of exportation. The buying quotation (e.g. U.S.\$ 1.00=N.T.\$40.00) has been used for the conversion of export values.

The Exchange rates as quoted by the Bank of Taiwan during the year were as follows:-

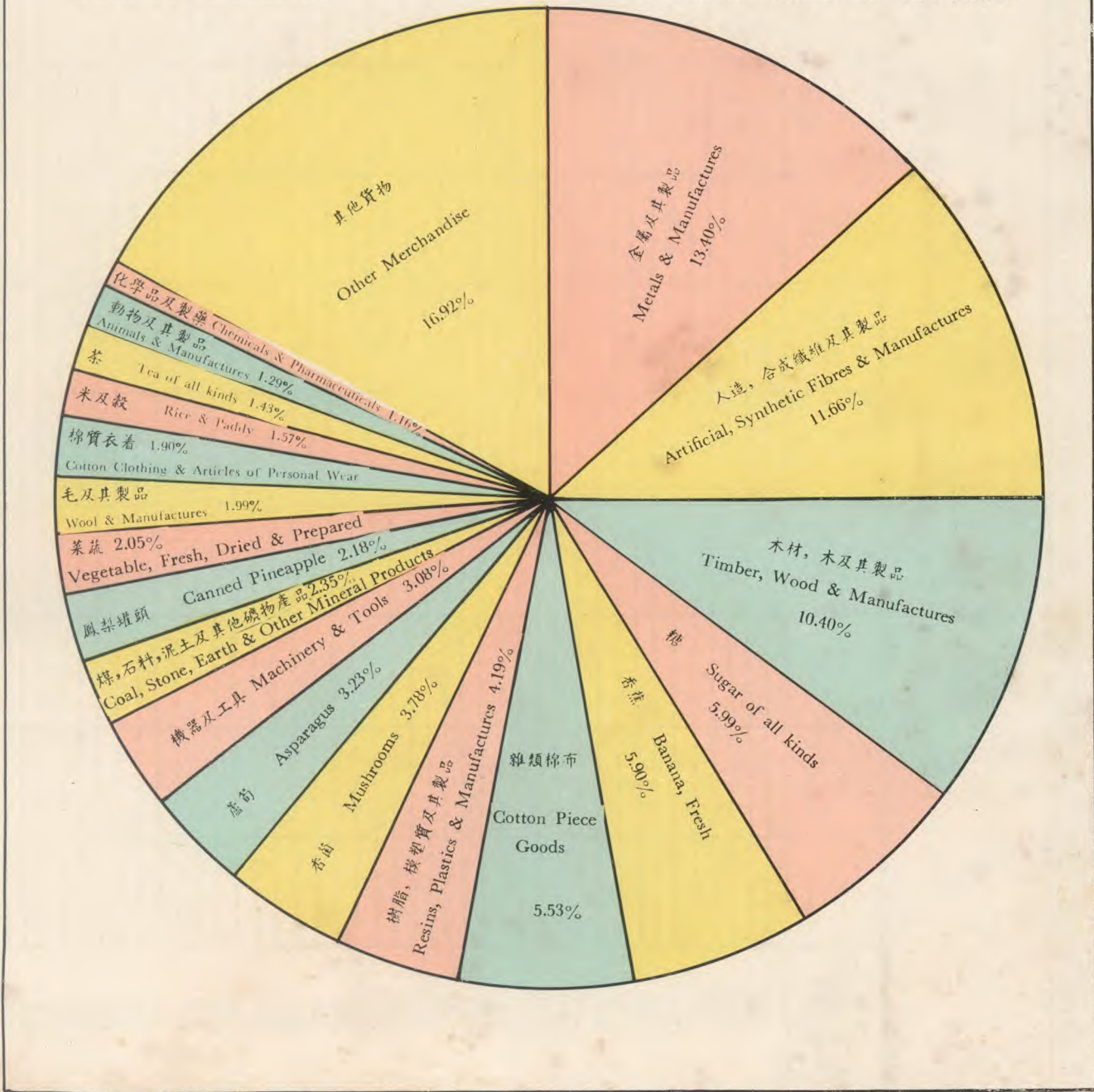
		買入匯率 Buying	賣出匯率 Selling
		價值新台幣 Value N.T.\$	價值新台幣 Value N.T.\$
美 元 一 元	U.S.\$ 1	40.00	40.10
英 鎊 一 鎊	Pound Sterling 1	96.00	96.48
港 幣 一 元	Hongkong dollar 1	6.60	6.64
馬 來 幣 一 元	Malaysian dollar 1	13.06	13.10
義 幣 一 萬 里 拉	Lire 10,000	640.00	641.60
法 幣 一 法 郎	French Francs 1	8.10	8.13
西 德 幣 一 馬 克	Deutsche Mark 1	10.00	10.03

台灣區 TAIWAN DISTRICT

民國五十七年度主要出口國貨淨值比較圖 Principal Chinese Articles Exported (Net) Abroad, 1968

淨值：新台幣 31,567,553,972元

TOTAL NET VALUE: N.T.\$ 31,567,553,972

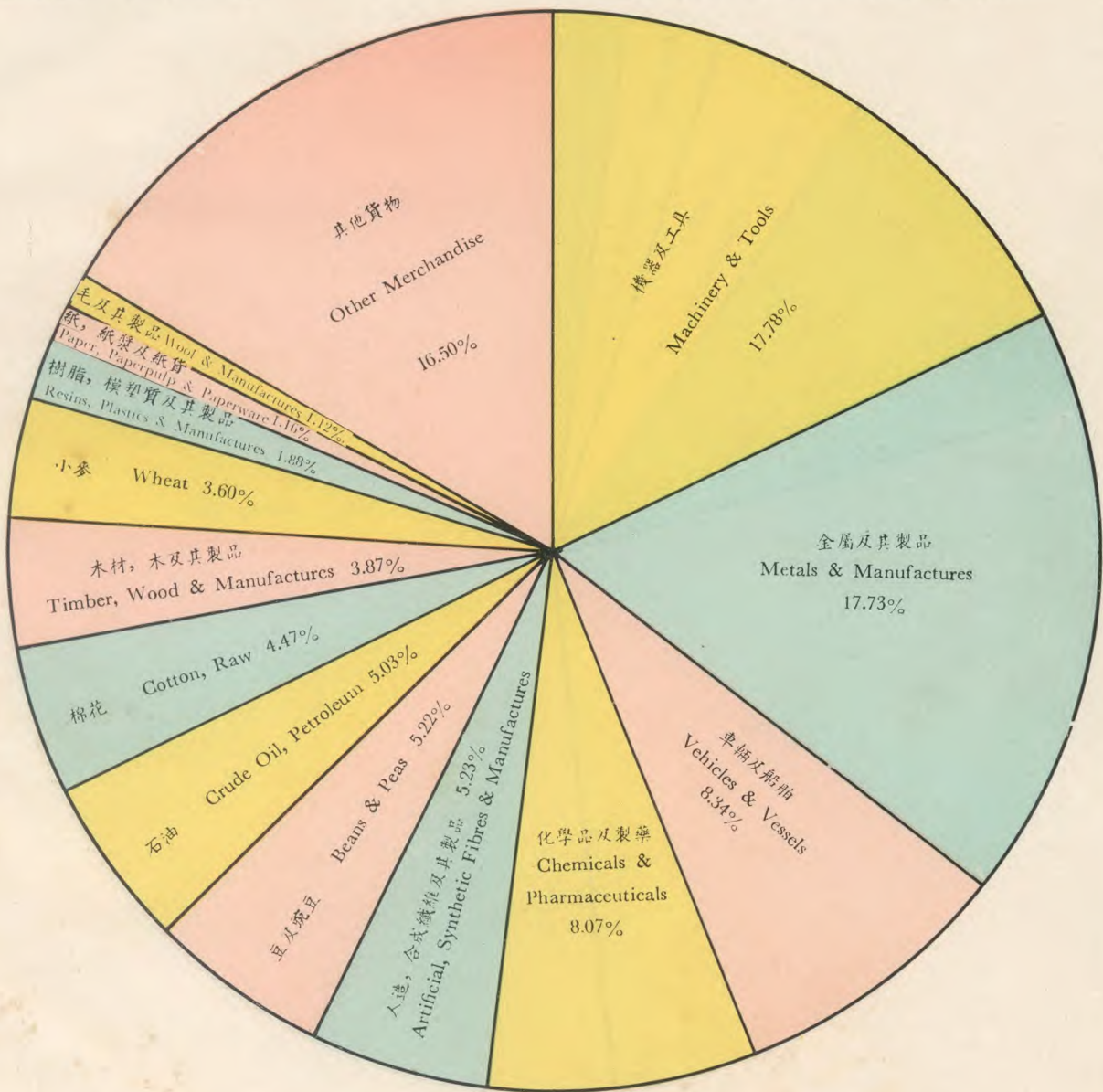


台灣區 TAIWAN DISTRICT

民國五十七年度主要商貨進口淨值比較圖
Principal Articles of Ordinary Imports (Net) from Abroad, 1968

淨值：新台幣 35,788,134,723元

TOTAL NET VALUE: N.T.\$ 35,788,134,723

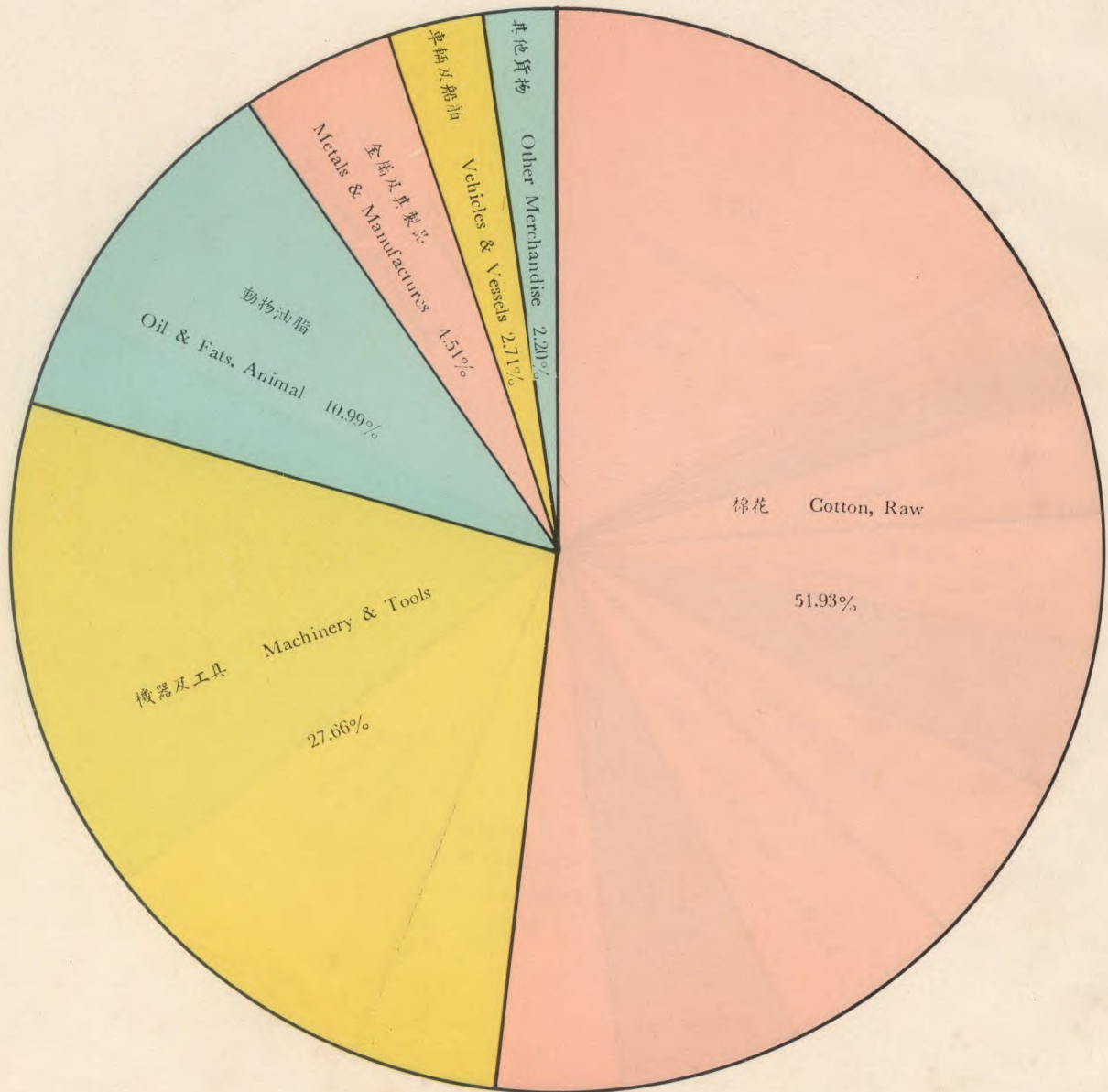


台灣區 TAIWAN DISTRICT

民國五十七年度主要美援進口淨值比較圖
Principal Articles of A.I.D. Imports (Net) from Abroad, 1968

淨值：新台幣 433,371,679元

TOTAL NET VALUE: N.T.\$ 433,371,679

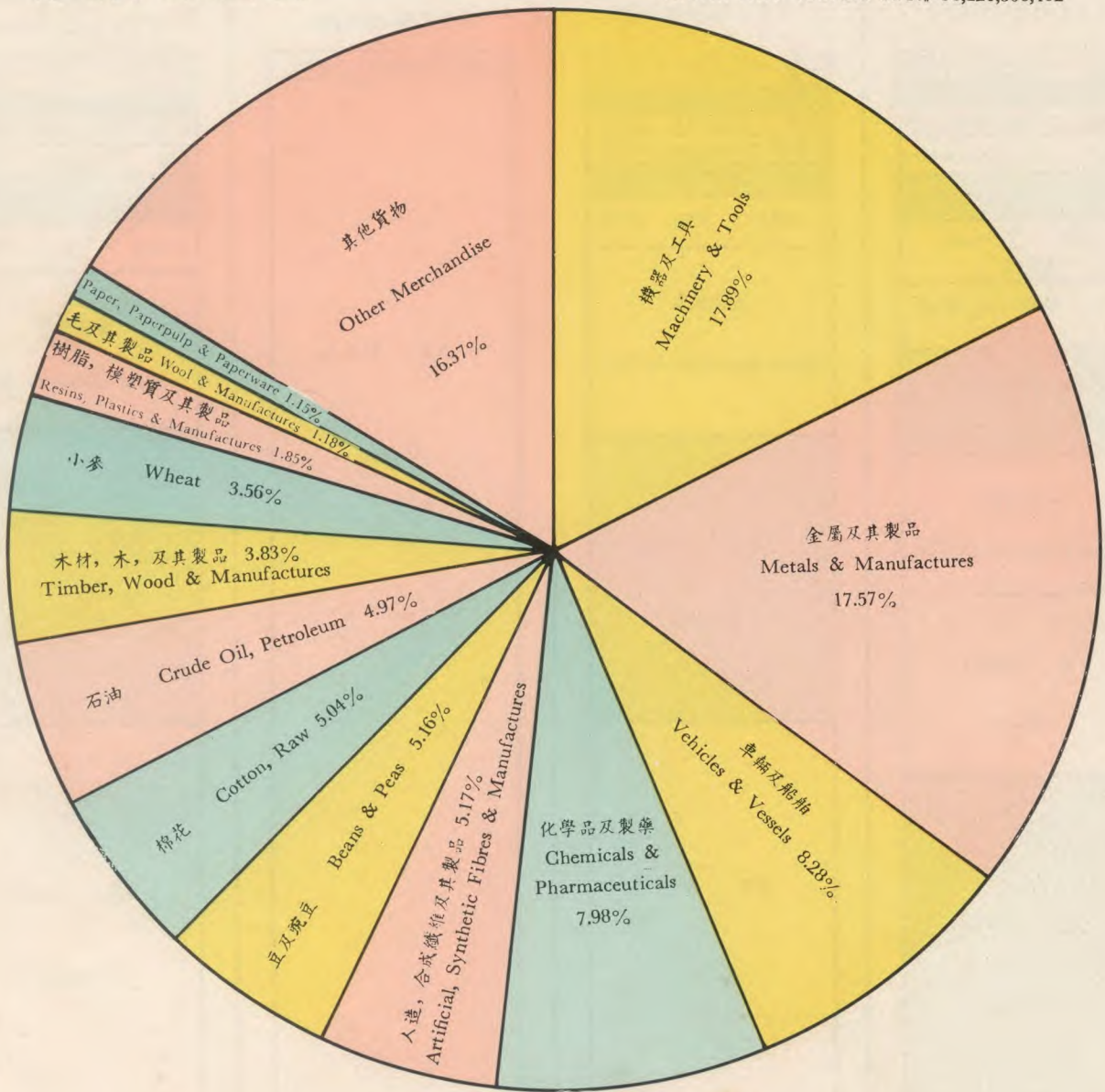


台灣區 TAIWAN DISTRICT

民國五十七年度主要商貨及美援進口合計淨值比較圖
Principal Articles of Ordinary & A.I.D. Import (Combined net) from Abroad, 1968

淨值：新台幣 36,221,506,402元

TOTAL NET VALUE: N.T.\$ 36,221,506,402



台灣區：民國五十七年度對外貿易貨值國別百分率比較圖
TAIWAN DISTRICTS FOREIGN TRADE: Percentages Contributed by Principal Countries, 1968

