

目 錄

CONTENTS

頁 數
Page

編製說明	3 — 6	Introductory Notes.
外匯折合率	7	Rates of Foreign Exchange.

統 計 圖

CHARTS

第一圖 輸出入貨物價值統計圖 民國六十一年	8	1. Exports and Imports : by Value. 1972
第二圖 主要輸出貨物價值及其比例統計圖 民國六十一年	9	2. Principal Exports : by Value and by Percentages thereof. 1972
第三圖 主要輸入貨物價值及其比例統計圖 民國六十一年	10	3. Principal Imports : by Value and by Percentages thereof. 1972
第四圖 對主要貿易國家輸出貨物價值及其比例統計圖 民國六十一年	11	4. Principal Trading Countries, Exports by Value and by Percentages thereof. 1972
第五圖 對主要貿易國家輸入貨物價值及其比例統計圖 民國六十一年	12	5. Principal Trading Countries, Imports from : by Value and by Percentages thereof. 1972
第六圖 輸出入貨物價值統計圖 民國五十二年至六十一年	13	6. Exports and Imports : by Value. 1963—1972
第七圖 各月輸出貨物價值統計圖 (附各月五年平均輸出貨物價值統計圖) 民國五十七年至六十一年	14	7. Exports, Value of : by Months (And Also Their Average Monthly Statistics). 1968—1972
第八圖 各月輸入貨物價值統計圖 (附各月五年平均輸入貨物價值統計圖) 民國五十七年至六十一年	15	8. Imports, Value of : by Months (And Also Their Average Monthly Statistics). 1968—1972

統 計 表

TABLES

第一表	輸出入貨物總淨值統計表	16	1. Exports and Imports, Gross and Net Value of.
第二表	輸出貨物價值統計表 (國別與關別)	17—24	2. Exports, Value of : by Countries and Ports.
第三表	輸入貨物價值統計表 (國別與關別)	25—32	3. Imports, Value of : by Countries and Ports.
第四表	輸出入貨物價值統計表 (稅則類別、章別)	33—40	4. Exports and Imports, Value of : by Tariff Sections and Chapters.
第五表	輸出入貨物數量、重量與價值統計表 (貨別、國別與關別)	41—1476	5. Exports and Imports, Quantity, Weight and Value of : by Commodities, Countries and Ports.
第六表	輸出入貨物價值統計表 (國別、貨別)	1477—1556	6. Exports and Imports, Value of : by Countries and Commodities.
第七表	黃金輸出重量與價值統計表 (國別與關別)	1557	7. Exports of Gold Bullion and Coins, Weight and Value of : by Countries and Ports.
第八表	黃金輸入重量與價值統計表 (國別與關別)	1557	8. Imports of Gold Bullion and Coins, Weight and Value of : by Countries and Ports.
第九表	白銀輸出重量與價值統計表 (國別與關別)	1558	9. Exports of Silver Bullion and Coins, Weight and Value of : by Countries and Ports.
第十表	白銀輸入重量與價值統計表 (國別與關別)	1558	10. Imports of Silver Bullion and Coins, Weight and Value of : by Countries and Ports.
第十一表	出進口商船統計表 (關別)	1559	11. Vessels: Cleared for and Entered from Abroad : by Ports.
第十二表	出進口商船統計表 (旗別)	1560	12. Vessels: Cleared for and Entered from Abroad : by Flags.



編 製 說 明

一、編製者：本貿易統計，係由海關總稅務司署統計處根據臺灣區各海關及其分支關所所送之輸出入等各項統計報單集中編製。

二、貿易統計分類辦法：所列商品悉依照六十年八月公佈之「中華民國海關進口稅則」（以布魯賽爾稅則貨品分類為藍本）辦理；此外增設四個統計號別，專供下列各種特殊物品歸屬之用：

9817—000 無法按實物分類之郵包零星物品；

9818—000 無法按實物分類之旅客攜帶自用行李（應稅之零星物品）；

9819—000 無法按實物分類之緝獲私貨（匿報之沒收貨物，仍按照類別，列入統計）；

9820—000 無法按實物分類之特殊處理之物品，例如應予免驗之特殊軍品及外交郵袋等。

三、統計分類範圍：本貿易統計以輸出入國境之貨物為限，下列各項貨物不包括在內：

（一）國內課稅區，加工出口區及保稅工廠間相互輸出入貨物；

（二）外國駐華大使館、領事館等免稅物品；

（三）旅客所帶免稅自用物品（入境旅客所帶行李如依照關稅法應納進口稅者，仍予按照類別列入統計，但數量零星之應稅物品歸入 9818—000 號）；

（四）存入保稅關棧之貨物；

（五）出保稅關棧運往外洋之貨物；

（六）郵包寄遞輸出之零星物品（以郵包輸出之一般貨物仍按照其類別，列入統計）；

（七）郵包寄遞輸入之免稅零星物品（以郵包輸入之應稅物品仍按照其類別列入統計，但數量零星之應稅物品歸入統計號別 9817—000 號）；

（八）奉政府令准免稅之慈善機關物品；

（九）金、銀、硬幣、紙幣、有價證券等（金、銀、硬幣另設四個統計表——統計表七至十——但其數字並不列入貨物統計表內）。

四、編製方法：

- (一) 輸出貨物確已裝船（飛機）離港後，始認為業經出口，而列入統計。
- (二) 輸入貨物須俟海關一切手續辦理完竣經關放行後，始予列入統計，並不於其抵達或存入聯鎖倉庫，即予列入。
- (三) 存入保稅關棧之貨物，須俟其提出關棧報運進口後，始予列入。

五、價值：

- (一) 本刊所列輸出入貨物價值，輸出貨係離岸價格，輸入貨係起岸價格。
- (二) 單位均為新臺幣。
- (三) 除第一表之輸出入貨物，分列其總值及淨值外，各圖及其餘各表所列之貨值，均為淨值。

六、運銷國別及原產國別：

- (一) 輸出國貨係以出口商所呈報之運銷地分列，其運銷地有數處得隨時變更者，則以首列之運銷地為準。
- (二) 輸入洋貨係按原產國別分列，而各貨之原產國別或來源地，則係根據進口商所呈報以及領事貨單與其他文件所證明者為準。

七、詳細分析表：關於輸出入貨物數量，重量與淨值，本刊第五表除按貨別統計項目詳列外，逐項按運銷國別或來源地及輸出或輸入口岸詳予分析。

八、減號：統計表內所列數字前有減號（-）者，該項數字係表明本（六十一）年度復出口多於進口之數，或復進口多於出口之數。

九、未列名貨品：本刊所用「n. e. s.」字樣係「未列名」之義。

附註：依照「中華民國商品標準分類」及「修正國際貿易標準分類辦理之輸出入貨物統計表，本（61）年度資料已刊

載於本年十二月份輸出入貿易統計月報內，本刊不再刊載，以免重複。

INTRODUCTORY NOTES

1. **COMPILER:** All statistical information in regard to China's trade as controlled by the Customs is compiled by the Statistical Department of the Inspectorate General of Customs from the Statistical Copies of all Customs declaration forms for Exports, Imports, etc., from the various Customs districts in Taiwan.
2. **CLASSIFICATION:** Merchandise are classified according to the "Customs Import Tariff of the Republic of China" as promulgated in August 1971 (based on the Brussels Tariff Nomenclature). In addition, four extra Statistical (Returns) Numbers are provided for the classification of Special Goods, viz :-
 - 9817-000 Postal packages not classified according to kinds;
 - 9818-000 Sundry Goods (if dutiable) carried in passengers' baggage;
 - 9819-000 Seizures, n.e.s. (Goods undeclared and confiscated are still classified according to kinds);
 - 9820-000 Special Goods not subject to Customs examination, such as special military supplies, diplomatic postal parcels, etc.
3. **COVERAGE:** The Statistics cover only goods exported to and imported from foreign countries, but do not cover :-
 - (1) Goods moved among the Domestic Tax Area, Export Processing Zones and Bonded Factories;
 - (2) Commodities passed duty free for Embassies, Legations, Consulates and the like;
 - (3) Personal effects of passengers for their own private use and passed duty free (Goods brought in by incoming passengers are classified under their appropriate returns numbers if subject to payment of duty according to the Custom Law, and those of sundry nature come under Returns No. 9818-000);
 - (4) Merchandise entered into Bonded Godown;
 - (5) Shipments abroad *ex* Bonded Godown;
 - (6) Sundry Goods exported by Parcel Post (Merchandise exported by parcels post are classified according to their appropriate statistical classification);
 - (7) Sundry Goods imported duty free by Parcel Post (Merchandise imported by parcel post are credited to the trade tables according to their statistical classifications if subject to duty, but if the contents thereof were of sundry nature, they are classified under Returns No. 9817,000);

- (8) Supplies imported by Charitable organizations and passed duty free by special Government authorities.
- (9) Bullion, Coins, Paper currency, Securities, etc. (Special tables—Table Nos. 7 to 10—are, however, given for exports and imports of Bullion and Coins, though they are excluded from the totals in the trade tables).

4. METHOD OF COMPILING :

- (1) Exports are not considered as exported until loading ships (or aircrafts) concerned leave the ports.
- (2) Imports are recorded in the Statistics only upon completion of all Customs formalities, not on immediate arrival in the country, nor upon entry into Customs Joint Locked Godown.
- (3) Merchandise entered into Bonded Godown is not recorded in the Statistics until withdrawn for import.

5. VALUE :

- (1) Values in this issue are f. o. b. for Exports and c. i. f. for Imports.
- (2) The unit is in New Taiwan Dollars.
- (3) With the exception of Table 1, in which, both the gross and net values of Exports and Imports are given, Values in all Charts and all other Tables are net.

6. COUNTRIES OF DESTINATION AND ORIGIN :

- (1) Exports are credited to the country of declared destination; "optional" cargo, to the country first indicated.
- (2) Imports are classified according to the place or country declared by the Importer and verified with the Chinese Consular Invoice and other relative Documents.

7. ANALYSES IN DETAILS: For the purpose of showing the direction of trade for all items of exports and imports according to the statistical headings, ANALYSES OF EXPORTS AND IMPORTS giving details of countries of destination or origin together with ports of shipment or entry, are presented in Table 5.

8. MINUS SIGN: Where figures are preceded by a minus (—) sign, they represent an EXCESS of re-exports over imports, or an EXCESS of re-imports over exports, as the case may be, during the year 1972.

9. N. E. S.: The term n. e. s. stands for "not elsewhere specified or included".

Note: To avoid repetition, the data of Exports and Imports for 1972 arranged in accordance with the Standard Classification of the Republic of China (C.C.C.) and the Standard International Trade Classification, revised (SITC revised) were not included in this issue. However, they are given in the December issue of the monthly Trade of China, 1972.

外 匯 折 合 率

Rate of Foreign Exchange

(甲) 輸 出 :

統計表上所列各項輸出貨物價值係離岸價格，其外幣按政府或政府授權之銀行公開掛牌之買入匯率折合新臺幣。

(乙) 輸 入 :

各項輸入貨物價值係起岸價格，其外幣按賣出匯率折合新臺幣。

(丙) 六十一年度各月及全年平均買入及賣出匯率如下：

(A) Exports:

Export values given in the accompanying statistical tables are based on the F.O.B. values. They are converted into New Taiwan Dollars from the foreign currencies with the buying rates as quoted by the Government or Government Authorized Banks.

(B) Imports:

Import values are C.I.F. values. They are converted into New Taiwan Dollars from the foreign currencies with the selling rates.

(C) The monthly and the average buying and selling rates during the year 1972 were as follows:

外幣名稱 Name of Foreign Currencies	澳幣一元 Australian Dollar 1		西德幣一馬克 Deutsche Mark 1		港幣一元 Hongkong Dollar 1		馬來幣一元 Malaysian Dollar 1		英鎊一鎊 Pound Sterling 1		瑞士幣一法郎 Swiss Francs 1		美元一元 U.S.\$1	
	買入匯率 Buying	賣出匯率 Selling	買入匯率 Buying	賣出匯率 Selling	買入匯率 Buying	賣出匯率 Selling	買入匯率 Buying	賣出匯率 Selling	買入匯率 Buying	賣出匯率 Selling	買入匯率 Buying	賣出匯率 Selling	買入匯率 Buying	賣出匯率 Selling
月份 Month	價 值 : 新 臺 幣 元 Value: N.T.\$													
一 月 January	47.64	47.98	12.38	12.47	7.06	7.11	13.91	14.01	102.87	103.61	10.28	10.36		
二 月 February	47.64	47.98	12.55	12.64	7.16	7.21	14.08	14.18	104.15	104.89	10.36	10.44	40.00	40.10
三 月 March	47.64	47.98	12.62	12.71	7.20	7.25	14.18	14.28	104.70	105.44	10.39	10.47	40.00	40.10
四 月 April	47.64	47.98	12.59	12.68	7.18	7.23	14.16	14.26	104.41	105.15	10.38	10.46	40.00	40.10
五 月 May	47.61	47.95	12.59	12.68	7.18	7.23	14.19	14.30	104.49	105.25	10.36	10.44	40.00	40.10
六 月 June	47.54	47.90	12.61	12.70	7.14	7.19	14.13	14.26	103.48	104.26	10.48	10.56	40.00	40.10
七 月 July	47.54	47.90	12.66	12.75	6.98	7.03	14.36	14.47	97.53	98.26	10.63	10.71	40.00	40.10
八 月 August	47.54	47.90	12.56	12.65	6.99	7.04	14.39	14.50	97.65	98.38	10.58	10.66	40.00	40.10
九 月 September	47.54	47.90	12.53	12.62	7.05	7.10	14.41	14.52	97.36	98.09	10.57	10.65	40.00	40.10
十 月 October	47.54	47.90	12.48	12.57	7.06	7.11	14.41	14.52	95.60	96.32	10.54	10.62	40.00	40.10
十一 月 November	47.54	47.90	12.49	12.58	7.04	7.11	14.38	14.50	93.55	94.46	10.53	10.61	40.00	40.10
十二 月 December	48.00	48.36	12.52	12.61	6.98	7.05	14.19	14.31	93.33	94.27	10.61	10.69	40.00	40.10
全年平均 Average	47.62	47.97	12.55	12.64	7.09	7.14	14.23	14.34	99.93	100.70	10.48	10.56	40.00	40.10

台灣區

TAIWAN DISTRICT

第一圖

CHART NO.1

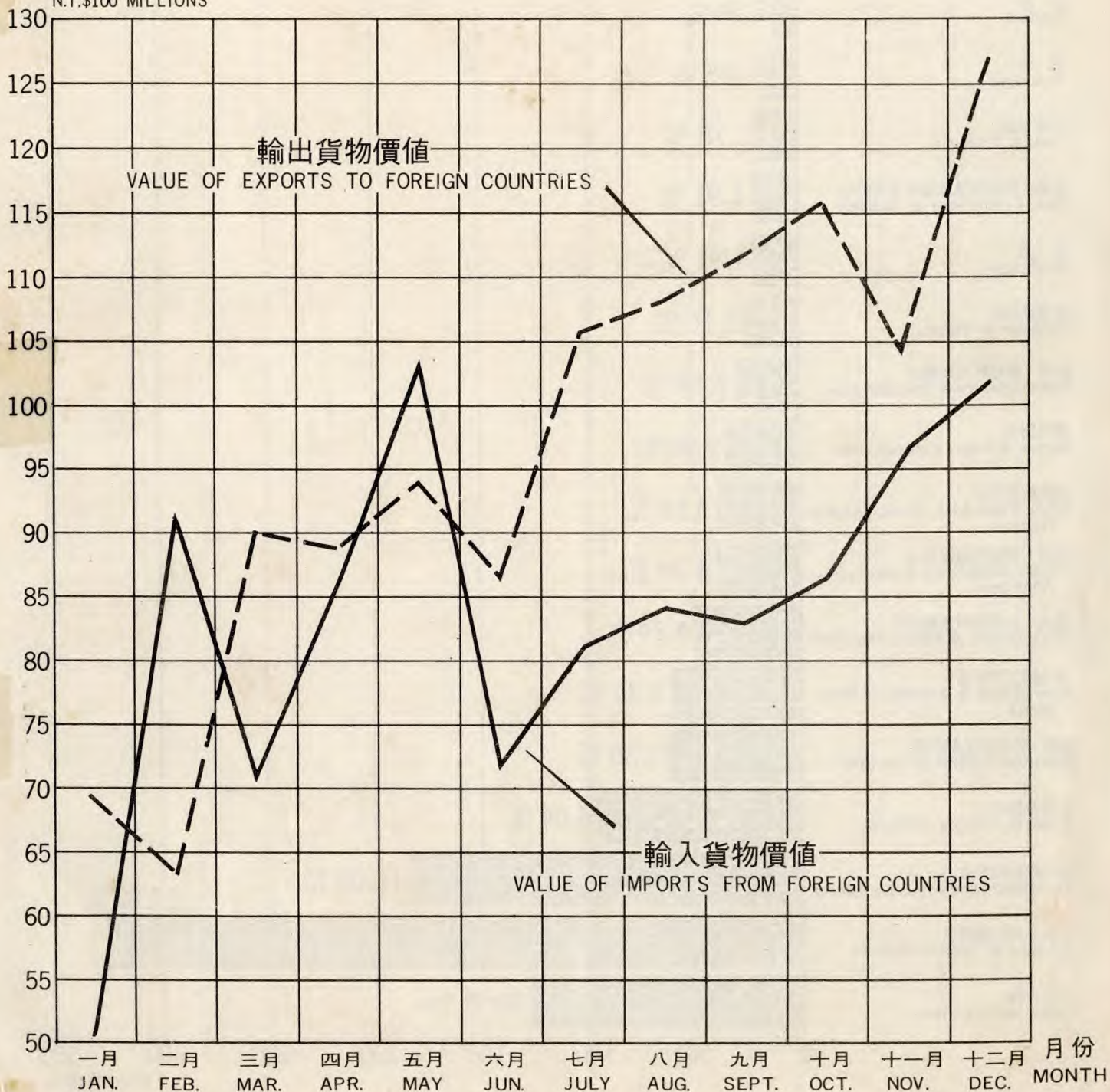
輸出入貨物價值統計圖

EXPORTS AND IMPORTS : VALUE OF

民國六十一年：1972

新台幣億元

N.T.\$100 MILLIONS



台灣區

TAIWAN DISTRICT

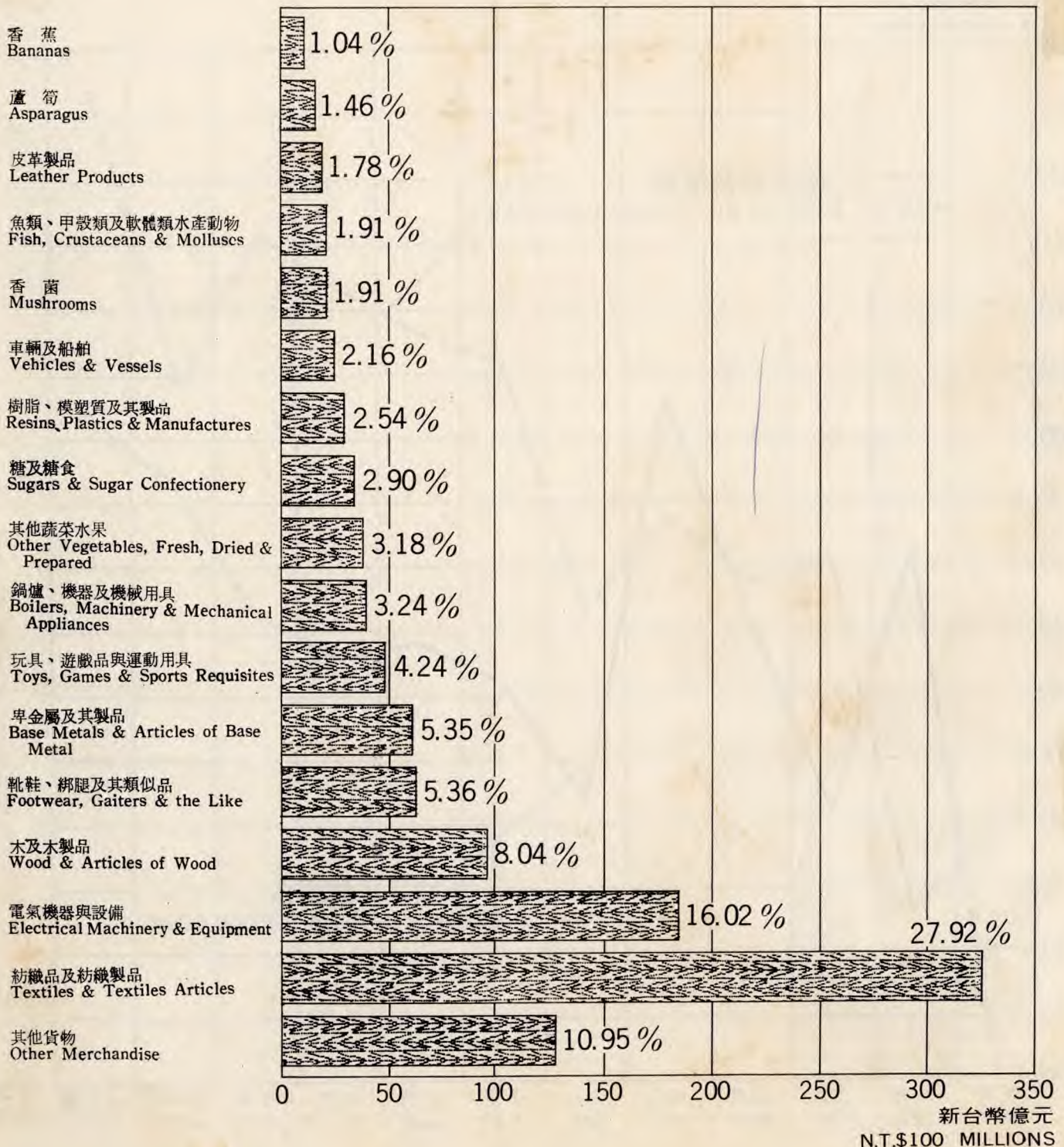
第二圖

CHART NO.2

主要輸出貨物價值比率圖

PRINCIPAL EXPORTS : BY PERCENTAGES OF VALUE

民國六十一年 1972



台灣區

TAIWAN DISTRICT

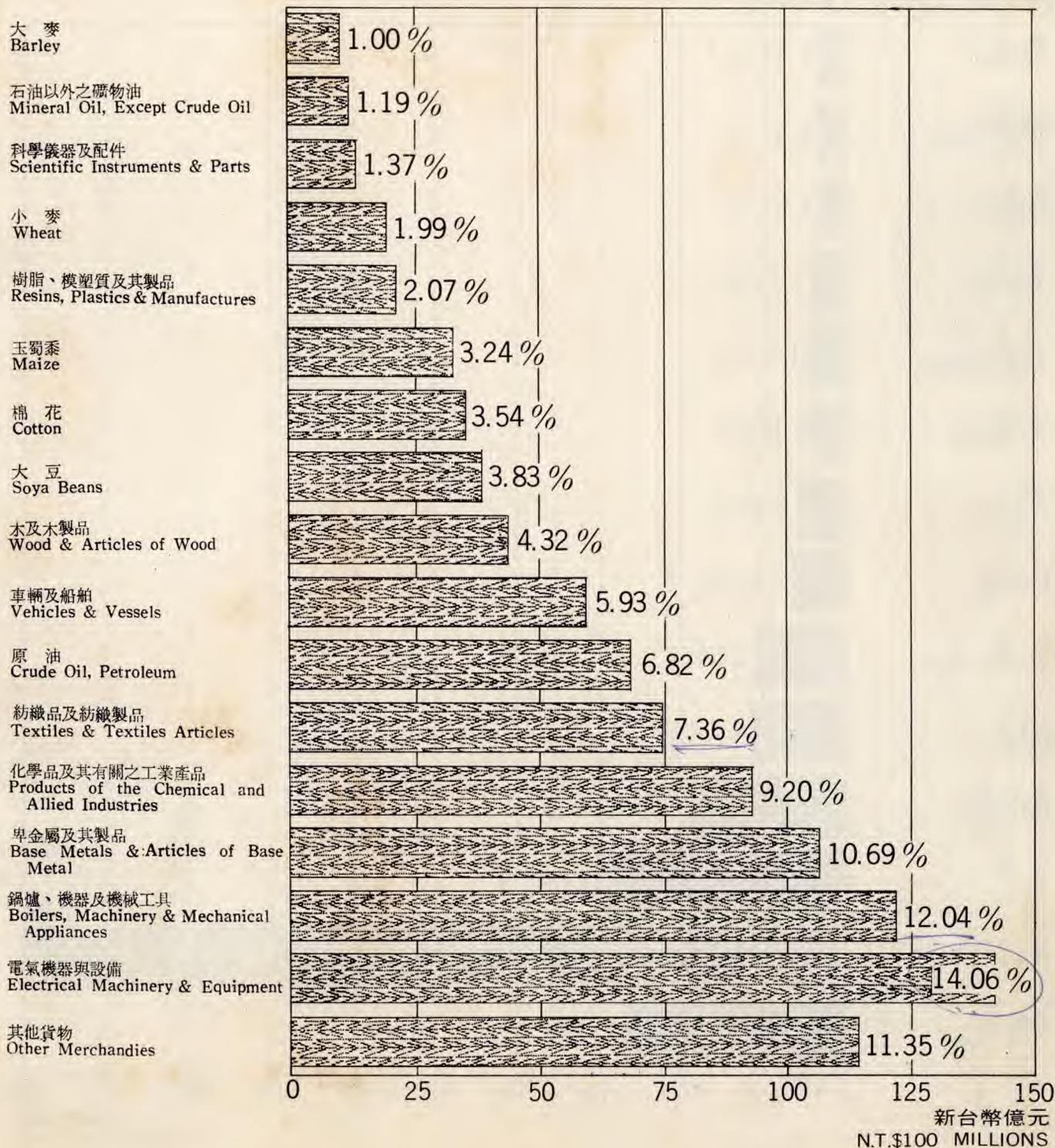
第三圖

CHART NO.3

主要輸入貨物價值比率圖

PRINCIPAL IMPORTS : BY PERCENTAGES OF VALUE

民國六十一年 1972



台灣區

TAIWAN DISTRICT

第四圖

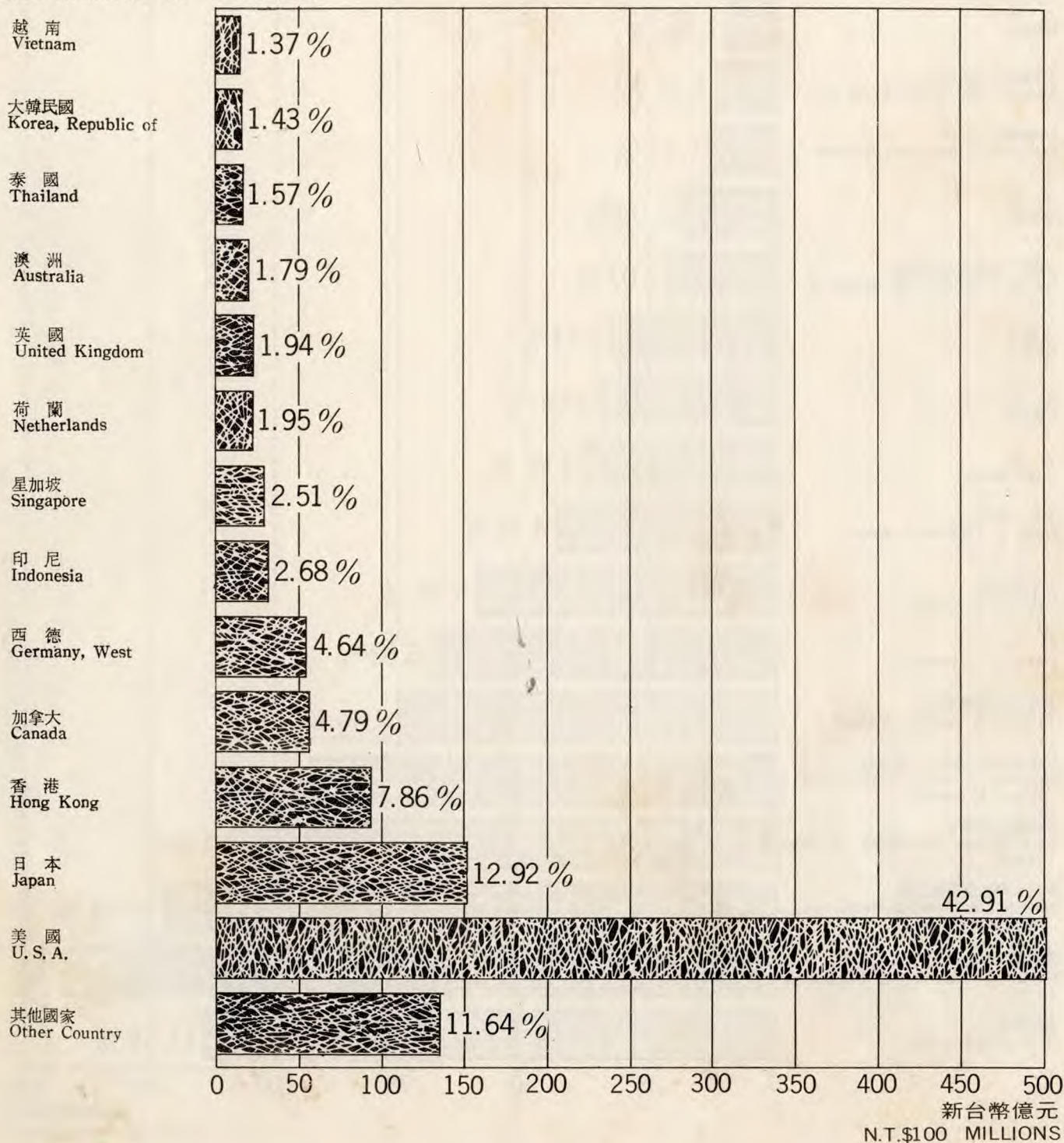
CHART NO.4

對主要貿易國家輸出貨物價值比率圖

PRINCIPAL TRADING COUNTRIES, EXPORTS TO : BY PERCENTAGES OF VALUE

民國六十一年 1972

輸出貨物運銷地
(DESTINATION OF EXPORTS)



台灣區

TAIWAN DISTRICT

第五圖

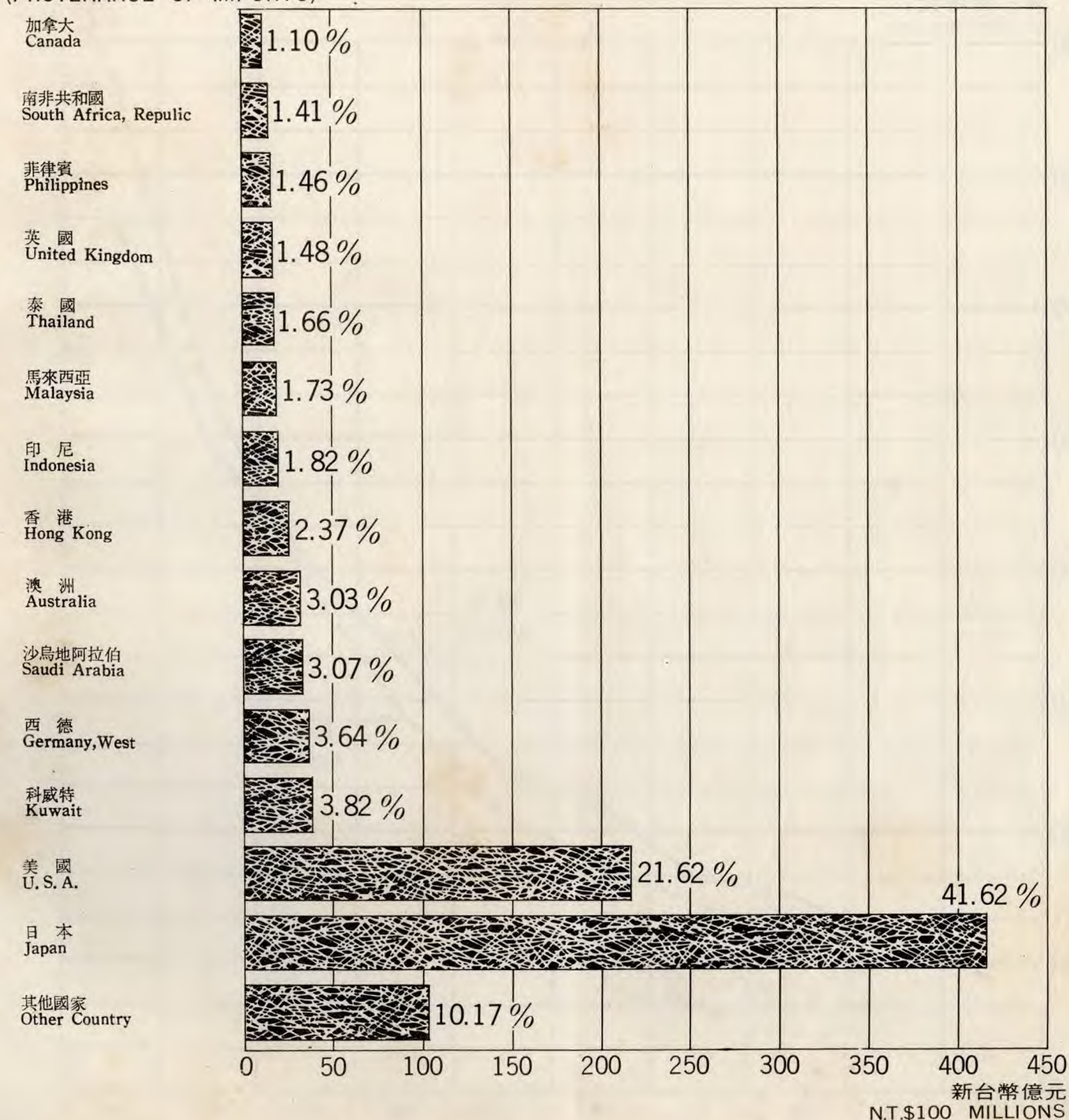
CHART NO.5

對主要貿易國家輸入貨物價值比率圖

PRINCIPAL TRADING COUNTRIES, IMPORTS FROM : BY PERCENTAGES OF VALUE

民國六十一年 1972

輸入貨物來源地
(PROVENANCE OF IMPORTS)



台灣區

TAIWAN DISTRICT

第六圖

CHART NO.6

輸出入貨物價值統計圖

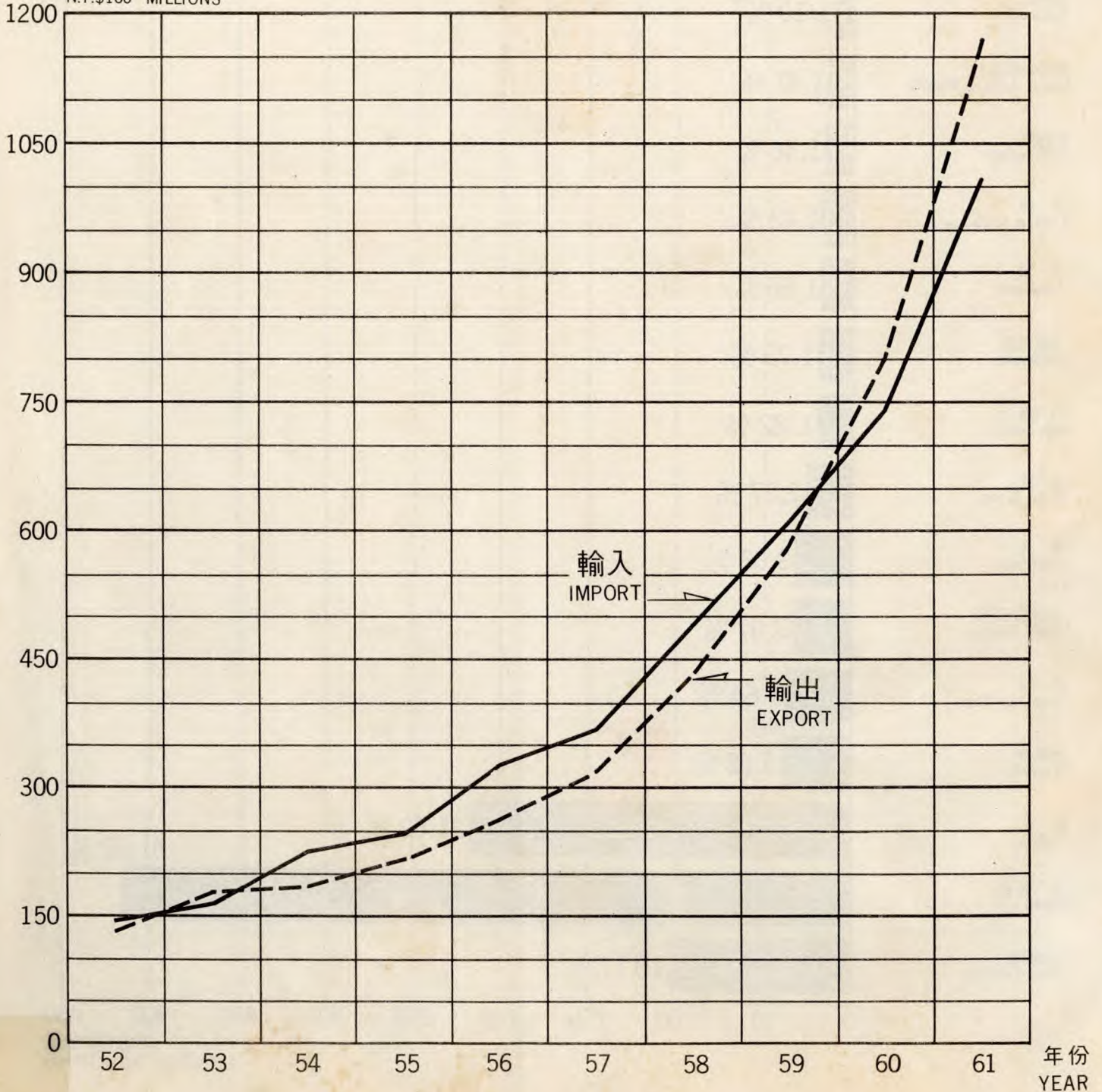
EXPORTS AND IMPORTS, VALUE OF

民國五十二年至六十一年

1963~1972

新台幣億元

N.T.\$100 MILLIONS



台灣區

TAIWAN DISTRICT

第七圖

CHART NO.7

各月輸出貨物價值統計圖

EXPORTS, VALUE OF : BY MONTHS

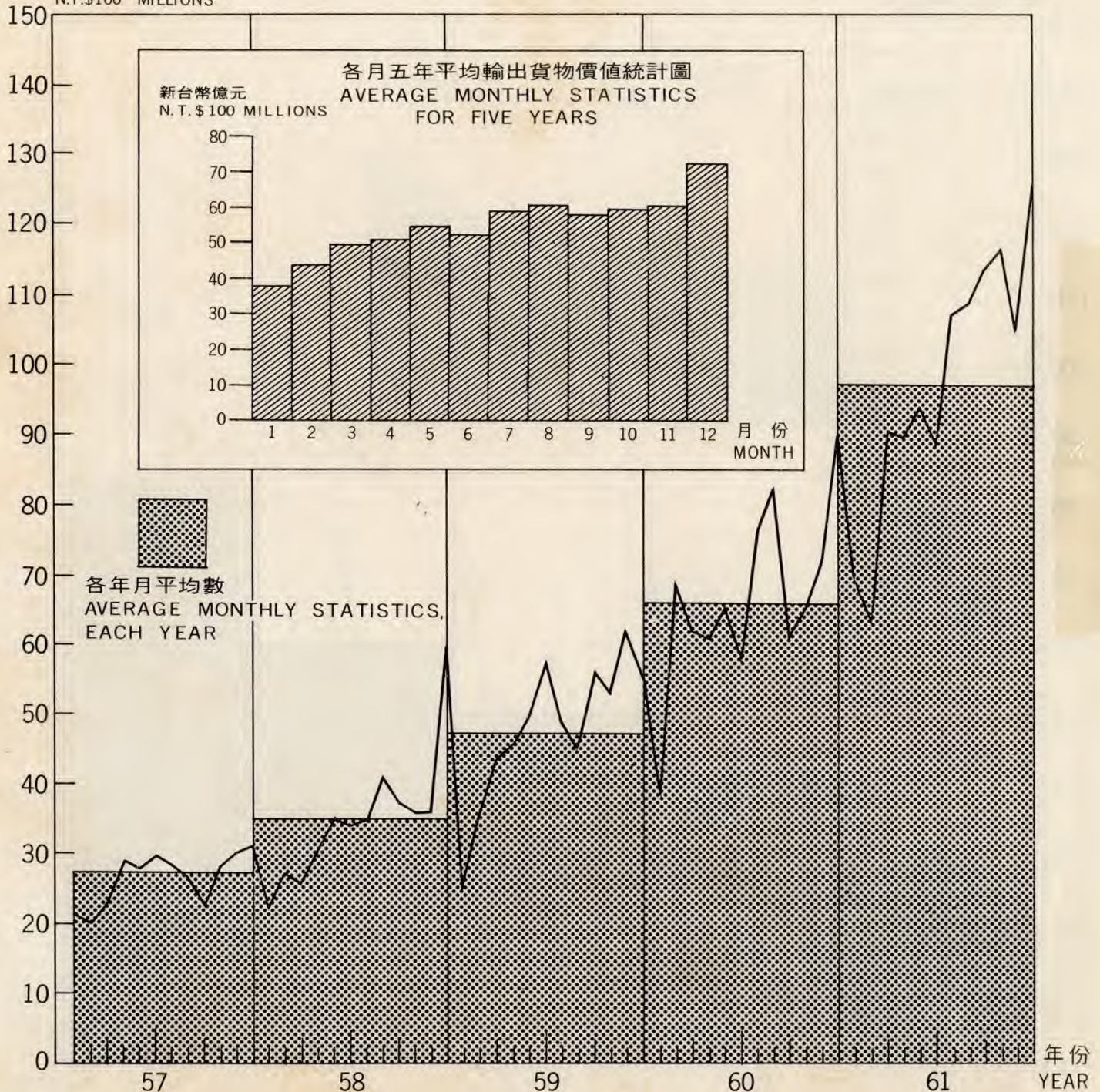
(附各月五年平均輸出貨物價值統計圖)

(AND ALSO THEIR AVERAGE MONTHLY STATISTICS FOR FIVE YEARS)

民國五十七年至六十一年 1968~1972

新台幣億元

N.T.\$100 MILLIONS



台灣區

TAIWAN DISTRICT

第八圖

CHART NO.8

各月輸入貨物價值統計圖

IMPORTS, VALUE OF : BY MONTHS

(附各月五年平均輸入貨物價值統計圖)

(AND ALSO THEIR AVERAGE MONTHLY STATISTICS FOR FIVE YEARS)

民國五十七年至六十一年 1968~1972

新台幣億元

N.T.\$100 MILLIONS

