

目 錄

CONTENTS

頁 數

Page

編製說明	4—7	Introductory Notes.
外匯折合率	8	Rates of Foreign Exchange.

統 計 圖

CHARTS

第一圖 進出口貨物價值統計圖 民國五十七年至六十六年	9	1. Exports and Imports, Value of: by Year. 1968—1977
第二圖 各月進出口貨物價值統計圖 民國六十六年	10	2. Exports and Imports, Value of: by Month. 1977
第三圖 主要出口貨物價值及其比例統計圖 民國六十六年	11	3. Principal Exports: by Percentage of Value. 1977
第四圖 主要進口貨物價值及其比例統計圖 民國六十六年	12	4. Principal Imports: by Percentage of Value. 1977
第五圖 對主要貿易國家出口貨物價值及其 比例統計圖 民國六十六年	13	5. Principal Trading Countries, Exports to: by Percentage of Value. 1977
第六圖 自主要貿易國家進口貨物價值及其 比例統計圖 民國六十六年	14	6. Principal Trading Countries, Imports from: by Percentage of Value. 1977
第七圖 各月出口貨物價值統計圖(附各月 五年平均出口貨物價值統計圖) 民國六十二年至六十六年	15	7. Exports, Value of: by Month (And Also Their Average Monthly Statistics for Five Years). 1973—1977
第八圖 各月進口貨物價值統計圖(附各月 五年平均進口貨物價值統計圖) 民國六十二年至六十六年	16	8. Imports, Value of: by Month (And Also Their Average Monthly Statistics for Five Years). 1973—1977

統 計 表

TABLES

第一表	進出口貨物價值統計表 民國五十七年至六十六年	17	1. Exports and Imports, Value of: by year and month. 1968—1977
第二表	出口貨物價值統計表(國別與關別) 民國六十六年	18—25	2. Exports, Value of: by Country and Port. 1977
第三表	進口貨物價值統計表(國別與關別) 民國六十六年	26—33	3. Imports, Value of: by Country and Port. 1977
第四表	進出口貨物價值統計表(稅則類別、稅則章別與關別) 民國六十六年	34—47	4. Exports and Imports, Value of: by Tariff Section, Tariff Chapter and Port. 1977
第五表	進出口貨物數量與價值統計表(貨別與國別) 民國六十六年	48—751	5. Exports and Imports, Quantity and Value of: by Commodity and Country 1977
第六表	進出口貨物數量與價值統計表(國際貿易標準分類) 民國六十六年	752—872	6. Exports and Imports, Quantity and Value of: by S. I. T. C. 1977
第七表	進出口貨物價值統計表(國別與稅則章別) 民國六十六年	873—922	7. Exports and Imports, Value of: by Country and Tariff Chapter. 1977
第八表	進出口貨物價值統計表(主要貿易國家與國際貿易標準分類項別) 民國六十六年	923—934	8. Exports and Imports, Value of: by Principal Trading Country and S. I. T. C. Division. 1977
第九表	黃金出口重量與價值統計表(國別與關別) 民國六十五年至六十六年	935	9. Exports of Gold Bullion and Coins, Weight and Value of: by Country and Port. 1976—1977
第十表	黃金進口重量與價值統計表(國別與關別) 民國六十五年至六十六年	935	10. Imports of Gold Bullion and Coins, Weight and Value of: by Country and Port. 1976—1977
第十一表	白銀出口重量與價值統計表(國別與關別) 民國六十五年至六十六年	936	11. Exports of Silver Bullion and Coins, Weight and Value of: by Country and Port. 1976—1977
第十二表	白銀進口重量與價值統計表(國別與關別) 民國六十五年至六十六年	936	12. Imports of Silver Bullion and Coins, Weight and Value of: by Country and Port. 1976—1977
第十三表	進出口商船統計表(關別) 民國六十五年至六十六年	937	13. Vessels Cleared for and Entered from Abroad: by Port. 1976—1977
第十四表	進出口商船統計表(旗別) 民國六十五年至六十六年	938	14. Vessels Cleared for and Entered from Abroad: by Flag. 1976—1977

編 製 說 明

一、編製者：本貿易統計，係由海關總稅務司署統計處根據臺灣區各海關及其分支關所所送之進出口等各項統計報單集中編製。

二、貿易統計分類辦法：

(一) 本刊第五表所列商品悉依照六十五年六月修訂公佈之「中華民國海關進口稅則」（以布魯賽爾稅則貨品分類為藍本）辦理；此外增設四個統計號別，專供下列各種特殊物品歸屬之用：

9817—000 無法按實物分類之郵包零星物品；

9818—000 無法按實物分類之旅客攜帶自用行李（應稅之零星物品）；

9819—000 無法按實物分類之緝獲私貨（匿報之沒收貨物，仍按照類別列入統計）；

9820—000 無法按實物分類之特殊處理之物品，例如應予免驗之特殊軍品及外交郵袋等。

(二) 本刊第六表所列商品係依照國際貿易標準分類辦理。

三、統計分類範圍：本貿易統計以進出國境之貨物為限，下列各項貨物不包括在內：

(一) 國內課稅區、加工出口區及保稅工廠間相互進出之貨物；

(二) 外國駐華大使館、領事館等免稅物品；

(三) 旅客所帶免稅自用物品（入境旅客所帶行李如依照關稅法應納進口稅者，仍予按照類別列入統計，但數量零星之應稅物品歸入 9818—000 號）；

(四) 存入保稅關棧之貨物；

(五) 出保稅關棧運往外洋之貨物；

(六) 郵包寄遞出口之零星物品（以郵包出口之一般貨物，仍按照其類別列入統計）；

(七) 郵包寄遞進口之免稅零星物品（以郵包進口之應稅物品仍按照其類別列入統計，但數量零星之應稅物品歸入統計號別 9817—000 號）；

(八) 奉政府令准免稅之慈善機關物品；

(九) 金、銀、紙幣、有價證券等（金、銀另設四個統計表——統計表九至十二——但其數字並不列入貨物統計表內）。

四、編製方法：

(一) 出口貨物確已裝船（飛機）離港後，始認為業經出口而列入統計。

(二) 進口貨物須俟海關一切手續辦理完竣經關放行後始予列入統計，並不於其抵達或存入聯鎖倉庫即予列入。

(三) 存入保稅關棧之貨物，須俟其提出關棧報運進口後始予列入。

五、價值：

(一) 本刊所列進出口貨物價值，出口貨係離岸價格，進口貨係起岸價格。

(二) 單位均為新臺幣。

(三) 除第一表之進出口貨物，分列其總值及淨值外，各圖及其餘各表所列之貨值，均為淨值。

六、運銷國別及原產國別：

(一) 出口國貨係以出口商所呈報之運銷地分列，其運銷地有數處得隨時變更者，則以首列之運銷地為準。

(二) 進口洋貨係按原產國別分列，而各貨之原產國別或來源地，則係根據進口商所呈報以及有關文件所證明者為準。

七、詳細分析表：關於進出口貨物數量與淨值，本刊第五表除按貨別統計項目詳列外，逐項按運銷或來源地名詳予分析。

八、減號：統計表內所列數字前有減號（一）者，係表明本（六十六）年度復出口多於進口之數，或復進口多於出口之數。

九、未列名貨品：本刊所用「n. e. s.」字樣係「未列名」之義。

附註：依照「中華民國進出口貨品分類」編製之進出口貨物統計表，本（66）年度資料已刊載於本年十二月份進出口貿易統計月報內，本刊不再刊載，以免重複。

INTRODUCTORY NOTES

1. **COMPILER:** All statistical information in regard to China's trade as controlled by the Customs is compiled by the Statistical Department of the Inspectorate General of Customs from the Statistical Copies of all Customs declaration forms for Exports, Imports, etc., from the various Customs districts in Taiwan.

2. **CLASSIFICATION:**

(一) Table 5: Merchandise are classified according to the "Customs Import Tariff of the Republic of China" as promulgated in June 1976 (based on the Brussels Tariff Nomenclature). In addition, four extra Statistical (Returns) Numbers are provided for the classification of Special Goods, viz:-

- 9817-000 Postal Packages not classified according to kind;
- 9818-000 Sundry Goods (if dutiable) carried in passengers' baggage;
- 9819-000 Seizures, n.e.s. (Goods undeclared and confiscated are still classified according to kind);
- 9820-000 Special Goods not subject to Customs examination, such as special military supplies, diplomatic postal parcels, etc.

(二) Table 6: Merchandise are classified according to Standard International Trade Classification.

3. **COVERAGE:** The Statistics cover only goods exported to and imported from foreign countries, but do not cover:-

- (1) Goods moved between the Domestic Tax Area, Export Processing Zones and Bonded Factories;
- (2) Commodities passed duty free for Embassies, Legations, Consulates and the like;
- (3) Personal effects of passengers for their own private use and passed duty free (Goods brought in by incoming passengers are classified under their appropriate returns numbers if subject to payment of duty according to the Customs Law, and those of sundry nature come under Returns No. 9818-000);
- (4) Merchandise entered into Bonded Godown;
- (5) Shipments abroad *ex* Bonded Godown;
- (6) Sundry Goods exported by Parcel Post (Merchandise exported by parcel post are classified according to their appropriate statistical classification);
- (7) Sundry Goods imported duty free by Parcel Post (Merchandise imported by parcel post are credited to the trade tables according to their statistical classifications if subject to duty, but if the contents thereof were of sundry nature, they are classified under Returns No. 9817-000);

(8) Supplies imported by Charitable Organizations and passed duty free by special Government Authorities.

(9) Bullion, Paper Currency, Securities, etc. (Special tables-Table Nos. 9to12 are, however, given for exports and imports of Bullion, though they are excluded from the totals in the trade tables).

4. METHOD OF COMPILING:

(1) Exports are not considered as exported until the carrying vessel (or aircraft) leaves the port.

(2) Imports are recorded in the Statistics only upon completion of all Customs formalities, but not on immediate arrival in the country, nor upon entry into Customs Joint Locked Godown.

(3) Merchandise entered into Bonded Godown is not recorded in the Statistics until withdrawn for import.

5. VALUE:

(1) Values in this issue are F. O. B. for Exports and C. I. F. for Imports.

(2) The unit is in New Taiwan Dollars.

(3) With the exception of Table 1, in which both the gross and net values of Exports and Imports are given, values in all Charts and all other Tables are net.

6. COUNTRIES OF DESTINATION AND ORIGIN:

(1) Exports are credited to the country of declared destination; "optional" cargo, to the country first indicated.

(2) Imports are classified according to the place or country declared by the Importer and Verified with relative Documents.

7. ANALYSES IN DETAIL: For the purpose of showing the direction of trade for all items of exports and imports according to the statistical headings, ANALYSES OF EXPORTS AND IMPORTS giving details of countries of destination or origin are presented in Table 5.

8. MINUS SIGN: Where figures are preceded by a minus (—) sign, they represent an EXCESS of re-exports over imports, or an EXCESS of re-imports over exports, as the case may be, during the year 1977.

N. E. S.: The term n.e.s. stands for "not elsewhere specified or included."

Note: To avoid repetition, the data of Exports and Imports for 1977 arranged in accordance with the Classification of Import and Export Commodities of the Republic of China (C.C.C.) were not included in this issue. However, they are given in the December issue of the Monthly Trade of China, 1977.

外 匯 折 合 率

Rate of Foreign Exchange

(甲) 出 口 :

統計表上所列各項出口貨物價值係離岸價格，其外幣按政府或政府授權之銀行公開掛牌之買入匯率折合新臺幣。

(A) Exports:

Export values given in the accompanying statistical tables are based on the F.O.B. values. They are converted into New Taiwan Dollars from the foreign currencies with the buying rates as quoted by the Government or Government Authorized Banks.

(乙) 進 口 :

各項進口貨物價值係起岸價格，其外幣按賣出匯率折合新臺幣。

(B) Imports:

Import values are C.I.F. values. They are converted into New Taiwan Dollars from the foreign currencies with the selling rates.

(丙) 六十六年度各月及全年平均買入及賣出匯率如下：

(C) The monthly and the average buying and selling rates during the year 1977 were as follows:

外幣名稱 Name of Foreign Currencies	澳 幣 一 元 Australian Dollar 1		西 德 幣 一 馬 克 Deutsche Mark 1		港 幣 一 元 Hong Kong Dollar 1		新 加 坡 幣 一 元 Singapore Dollar 1		英 鎊 一 鎊 Pound Sterling 1		瑞 士 幣 一 法 郎 Swiss Franc 1		美 元 一 元 U.S. \$1	
	買入匯率 Buying	賣出匯率 Selling	買入匯率 Buying	賣出匯率 Selling	買入匯率 Buying	賣出匯率 Selling	買入匯率 Buying	賣出匯率 Selling	買入匯率 Buying	賣出匯率 Selling	買入匯率 Buying	賣出匯率 Selling	買入匯率 Buying	賣出匯率 Selling
月份 Month	價 值 : 新 臺 幣 元 Value: N.T.\$													
一 月 January	41.18	41.39	15.85	15.93	8.11	8.15	15.42	15.49	64.94	65.26	15.22	15.30	37.95	38.05
二 月 February	41.35	41.57	15.75	15.83	8.15	8.19	15.42	15.50	64.86	65.18	14.36	15.12	37.95	38.05
三 月 March	41.67	41.88	15.84	15.92	8.18	8.22	15.40	15.48	65.07	65.40	14.85	14.92	37.95	38.05
四 月 April	41.92	42.12	15.95	16.03	8.17	8.21	15.38	15.46	65.16	65.49	15.00	15.07	37.95	38.05
五 月 May	41.84	42.05	16.07	16.15	8.10	8.14	15.38	15.46	65.15	65.48	15.04	15.12	37.95	38.05
六 月 June	41.99	42.20	16.09	16.17	8.08	8.12	15.38	15.46	65.14	65.47	15.21	15.29	37.95	38.05
七 月 July	42.55	42.76	16.59	16.67	8.14	8.18	15.42	15.50	65.26	65.60	15.71	15.79	37.95	38.05
八 月 August	41.91	42.12	16.38	16.46	8.14	8.18	15.49	15.57	65.94	66.27	15.75	15.83	37.95	38.05
九 月 September	41.85	42.06	16.31	16.39	8.12	8.17	15.49	15.57	66.06	66.38	15.92	16.00	37.95	38.05
十 月 October	42.38	42.60	16.62	16.70	8.09	8.13	15.64	15.72	66.92	67.25	16.58	16.66	37.95	38.05
十 一 月 November	42.74	42.95	16.90	16.98	8.09	8.13	15.89	15.97	68.96	69.30	17.22	17.31	37.95	38.05
十 二 月 December	42.97	43.18	17.57	17.66	8.17	8.21	16.01	16.13	70.13	70.48	18.19	18.28	37.95	38.05
全年平均 Average	42.02	42.24	16.32	16.40	8.12	8.16	15.52	15.60	66.13	66.46	15.75	15.89	37.95	38.05

第一圖

CHART NO.1

台灣區

TAIWAN DISTRICT

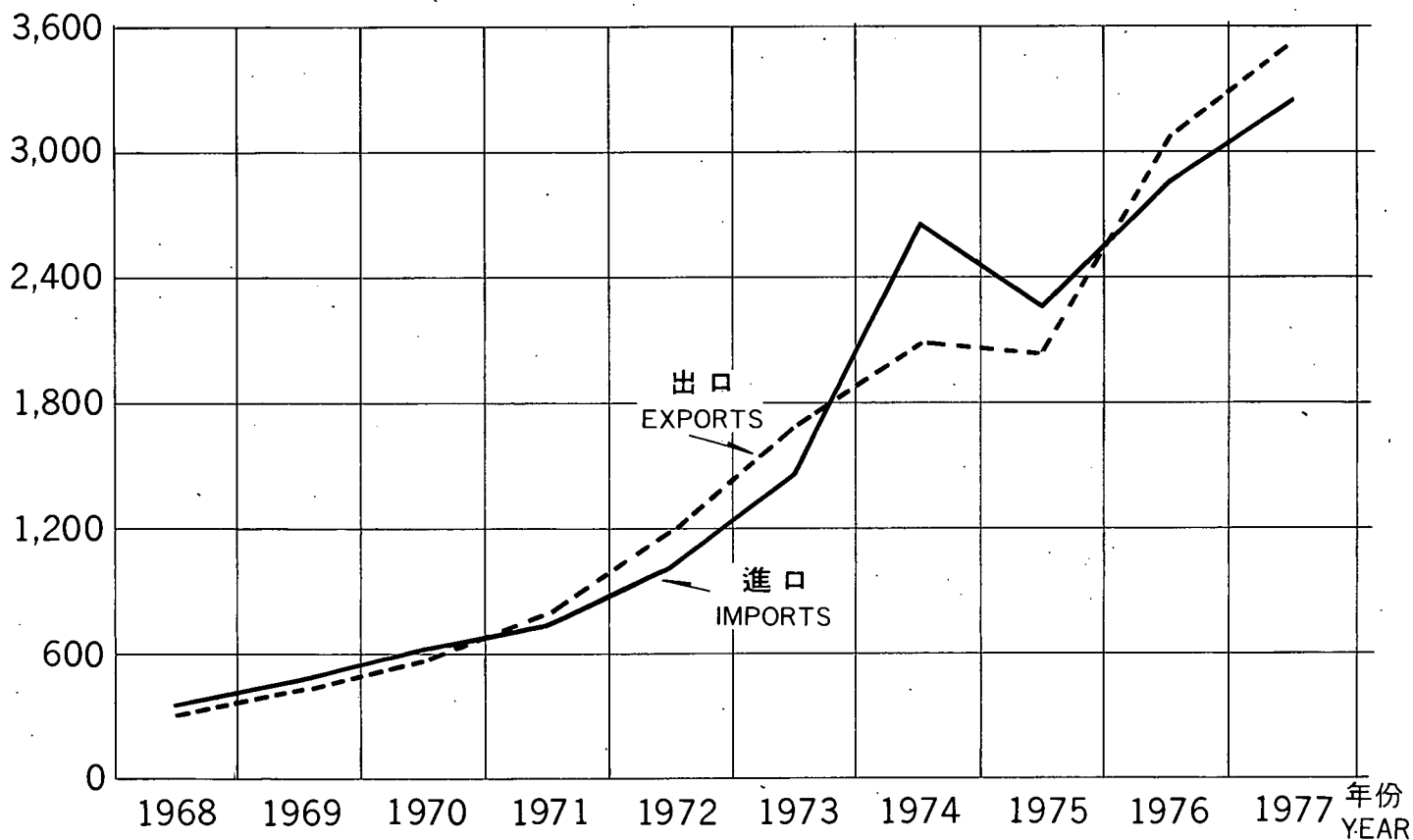
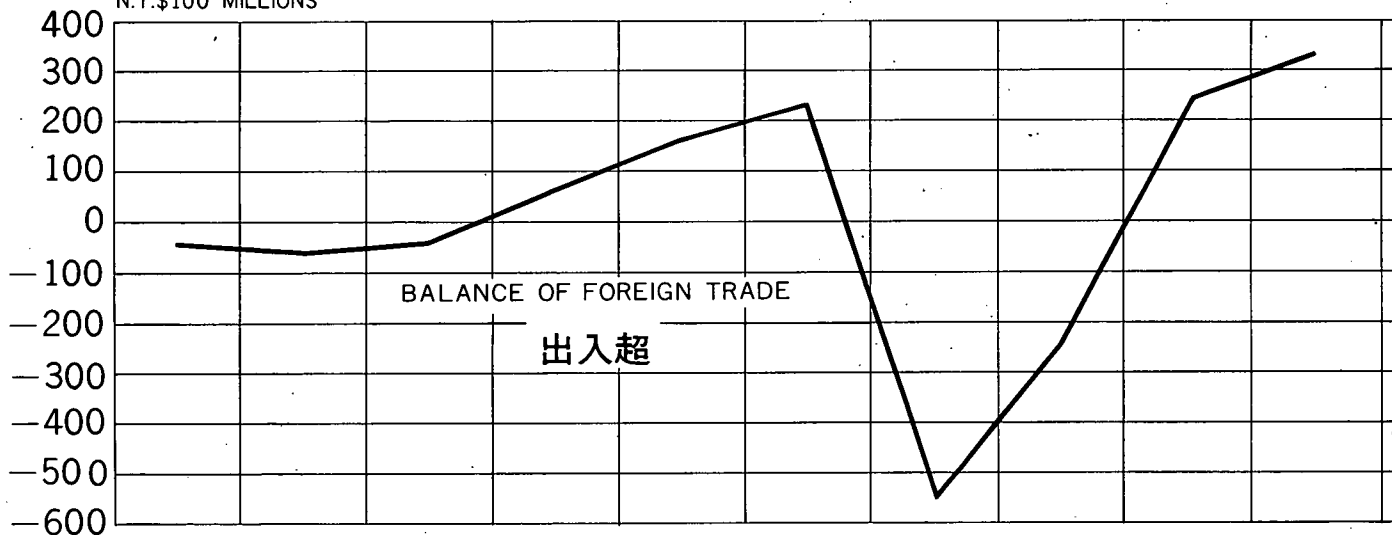
進出口貨物價值統計圖

EXPORTS AND IMPORTS, VALUE OF : BY YEAR

民國五十七年至六十六年

1968~1977

新台幣億元
N.T.\$100 MILLIONS



第二圖

CHART NO.2

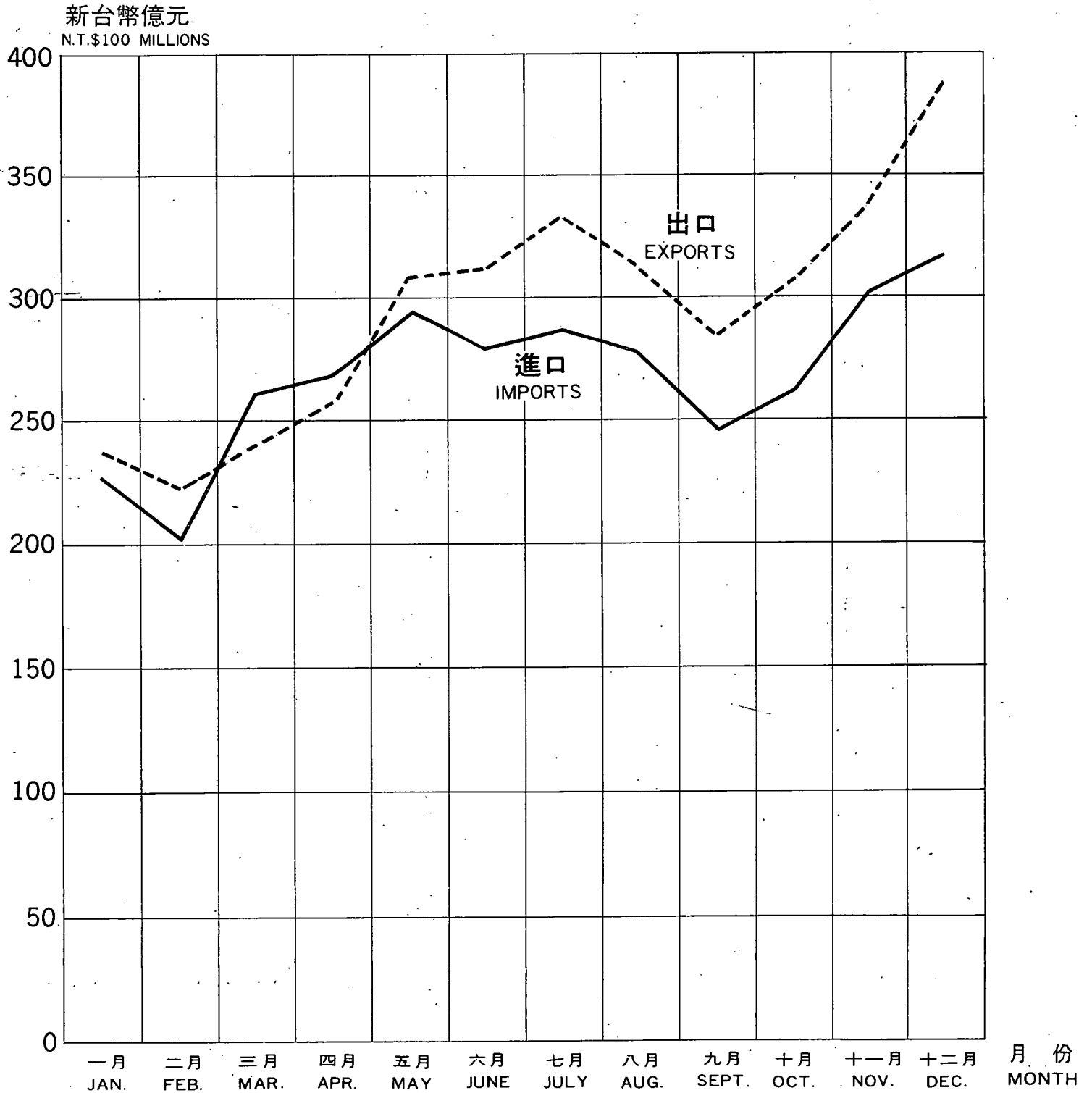
台灣區

TAIWAN DISTRICT

各月進出口貨物價值統計圖

EXPORTS AND IMPORTS, VALUE OF : BY MONTH

民國六十六年：1977



第三圖

CHART NO.3

台灣區

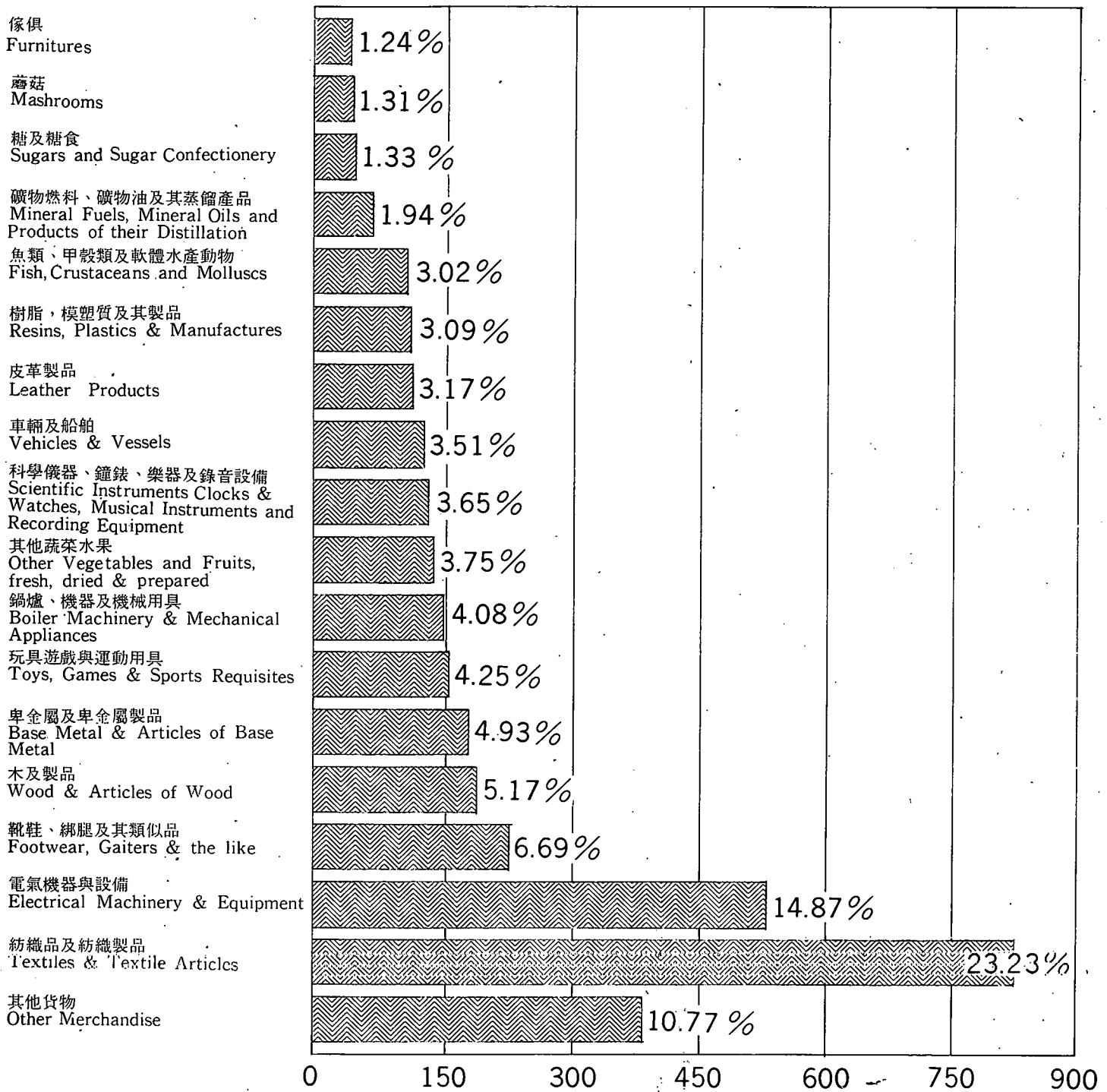
TAIWAN DISTRICT

主要出口貨物價值比率圖

PRINCIPAL EXPORTS : BY PERCENTAGE OF VALUE

民國六十六年：1977

貨名
NAME OF ARTICLE



新台幣億元

N.T.\$100 Millions

台灣區

TAIWAN DISTRICT

第四圖

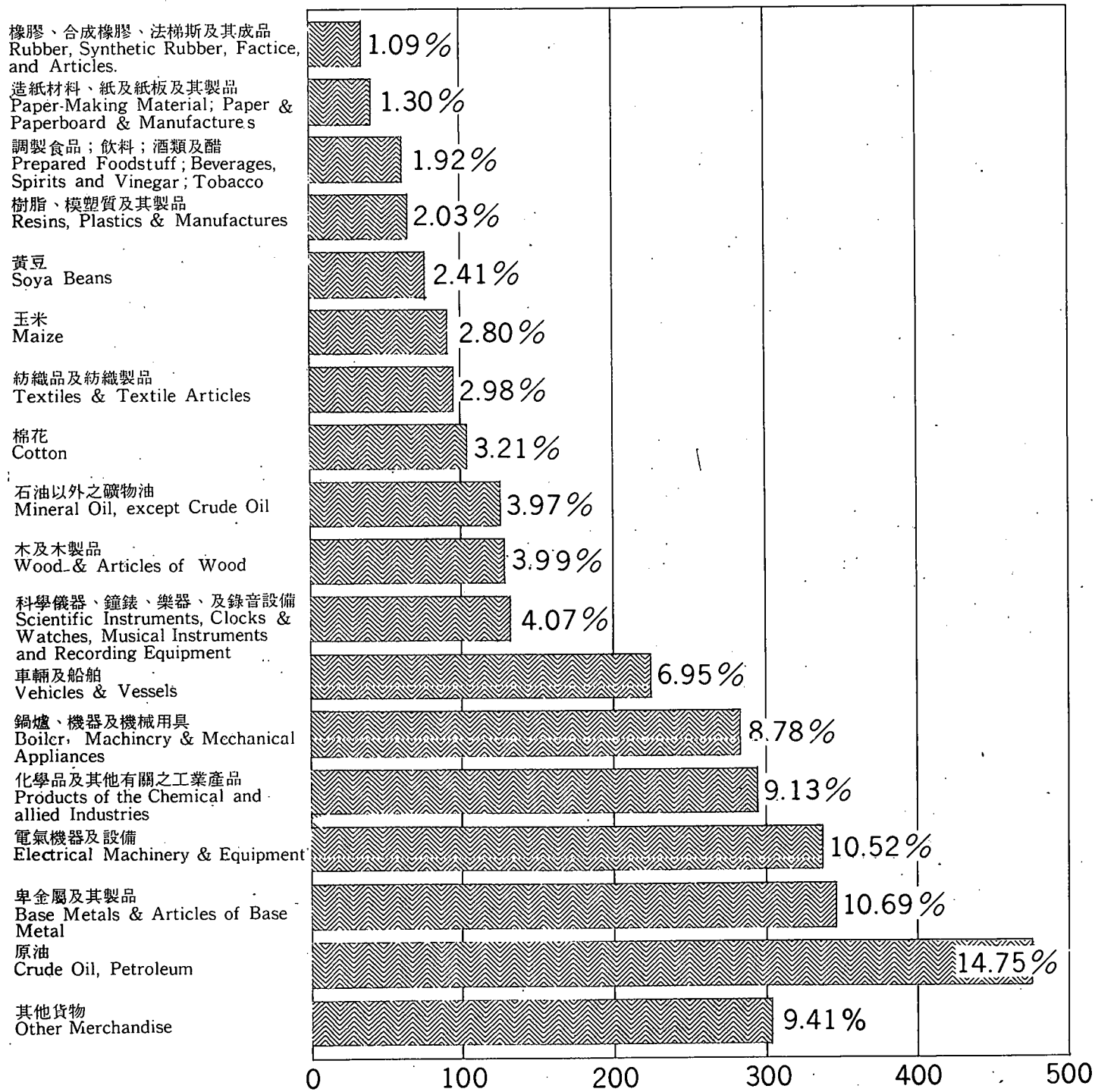
CHART NO.4

主要進口貨物價值比率圖

PRINCIPAL IMPORTS : BY PERCENTAGE OF VALUE

民國六十六年：1977

貨名
NAME OF ARTICLE

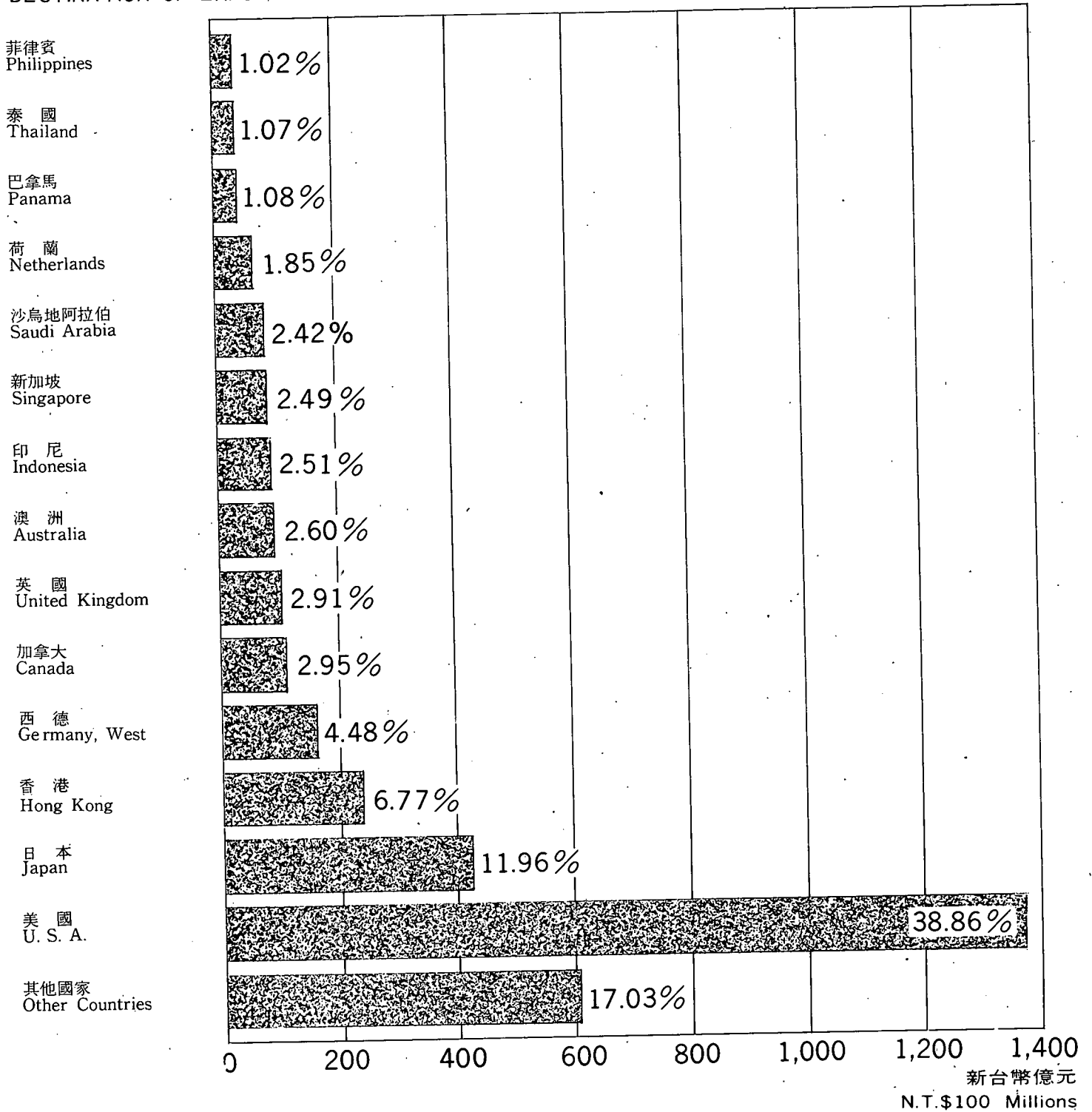


對主要貿易國家出口貨物價值比率圖

PRINCIPAL TRADING COUNTRIES, EXPORTS TO : BY PERCENTAGE OF VALUE

民國六十六年：1977

出口貨物運銷地
DESTINATION OF EXPORTS



第六圖

CHART NO.6

台灣區

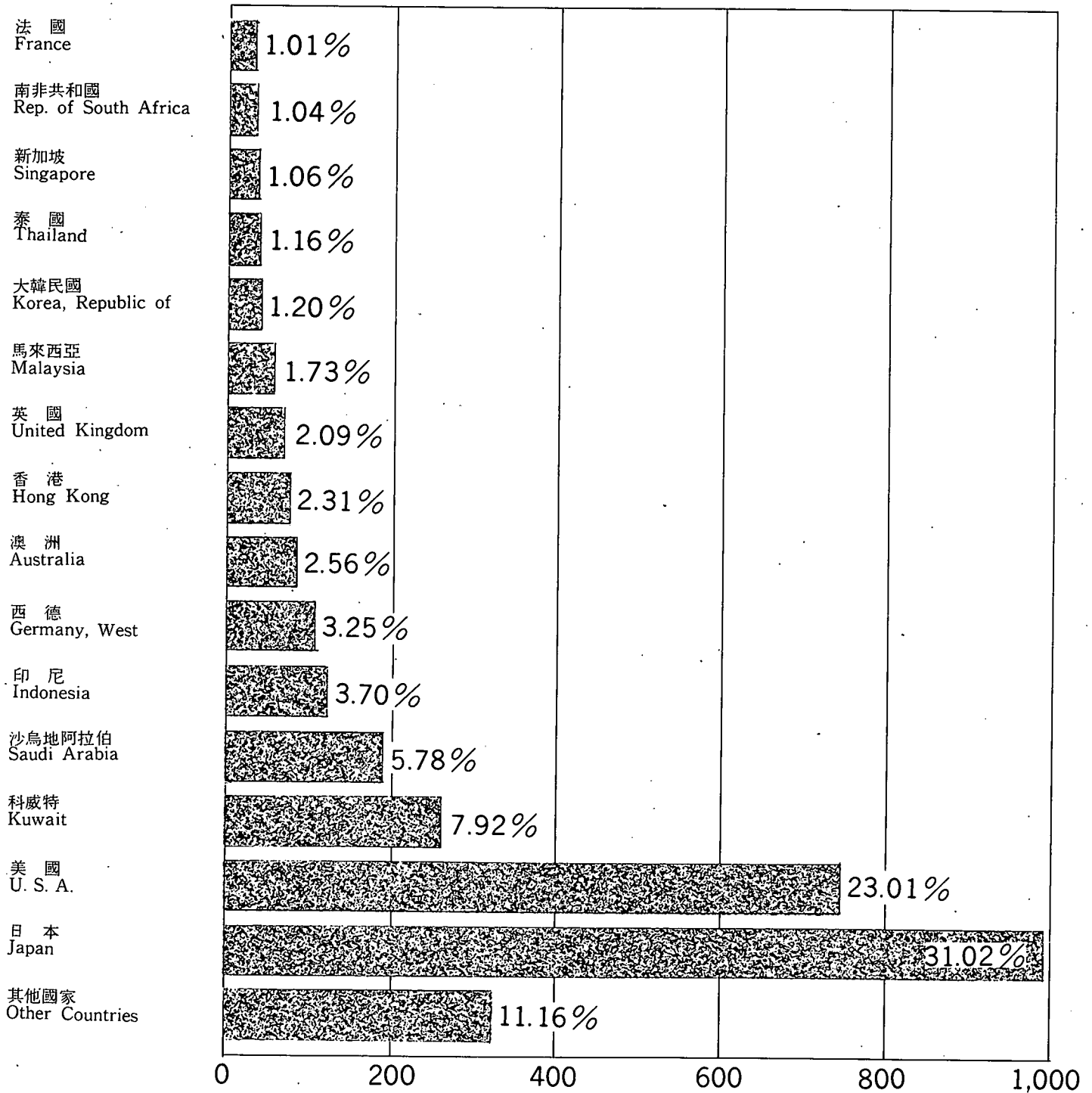
TAIWAN DISTRICT

對主要貿易國家進口貨物價值比率圖

PRINCIPAL TRADING COUNTRIES, IMPORTS FROM: BY PERCENTAGE OF VALUE

民國六十六年：1977

進口貨物來源地
PROVENANCE OF IMPORTS



新台幣億元

N.T.\$ 100 Millions

第七圖

CHART NO.7

台灣區

TAIWAN DISTRICT

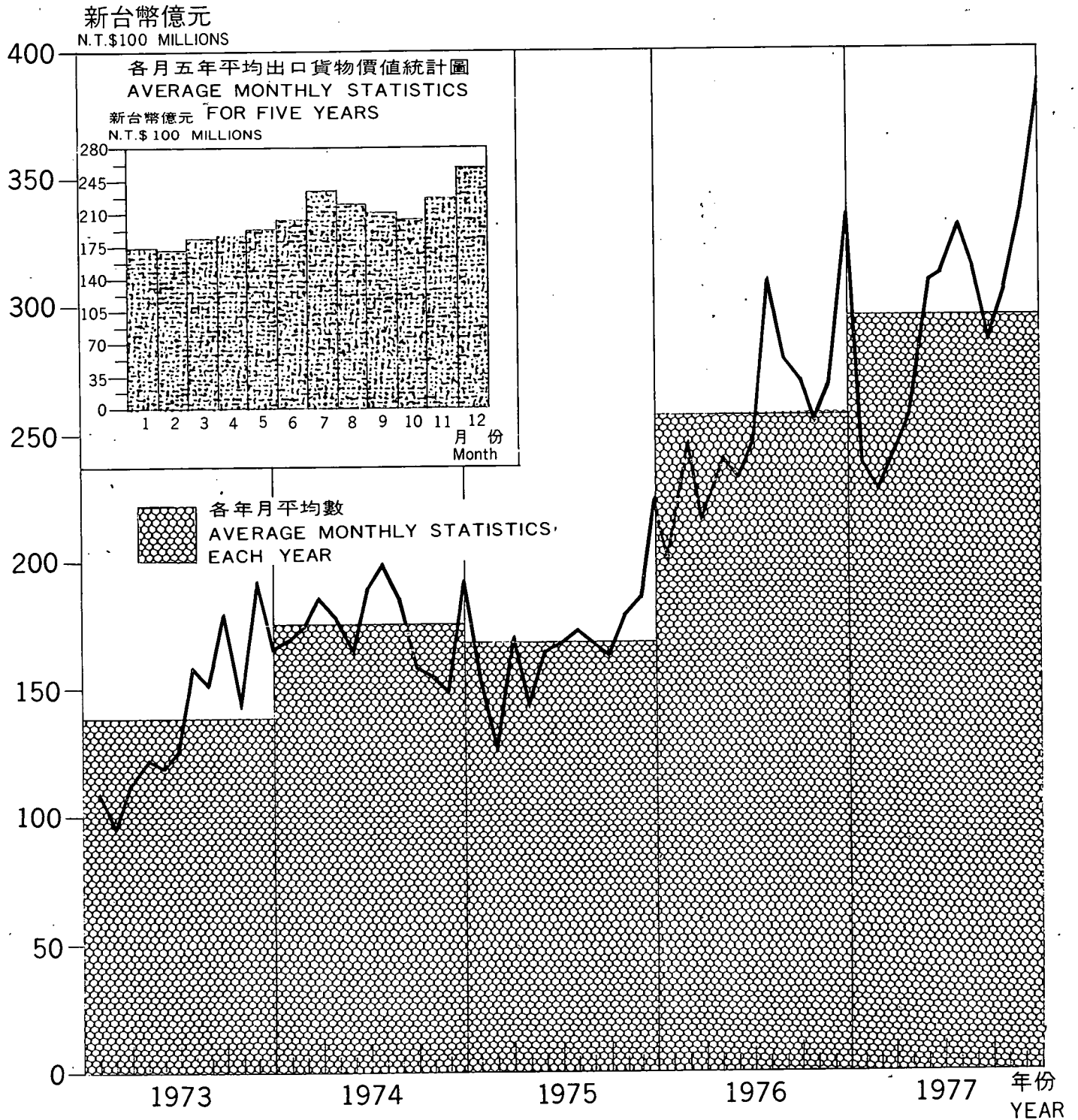
各月出口貨物價值統計圖

EXPORTS, VALUE OF : BY MONTH

(附各月五年平均出口貨物價值統計圖)

(AND ALSO THEIR AVERAGE MONTHLY STATISTICS FOR FIVE YEARS)

民國六十六年：1977



台灣區

TAIWAN DISTRICT

各月進口貨物價值統計圖

IMPORTS, VALUE OF : BY MONTH

(附各月五年平均進口貨物價值統計圖)

(AND ALSO THEIR AVERAGE MONTHLY STATISTICS FOR FIVE YEARS)

民國六十六年：1977

新台幣億元
N.T.\$100 MILLIONS

