

目 錄

CONTENTS

	頁 數	
	Page	
編製說明	4—7	Introductory Notes.
外匯折合率	8	Rates of Foreign Exchange.
統 計 圖		CHARTS
第一圖 進出口貨物價值統計圖 民國六十二年至七十一年	9	1. Exports and Imports, Value of: by Year. 1973—1982
第二圖 各月進出口貨物價值統計圖 民國七十一年	10	2. Exports and Imports, Value of: by Month. 1982
第三圖 主要出口貨物價值及其比例統計圖 民國七十一年	11	3. Principal Exports: by Percentage of Value. 1982
第四圖 主要進口貨物價值及其比例統計圖 民國七十一年	12	4. Principal Imports: by Percentage of Value. 1982
第五圖 對主要貿易國家出口貨物價值及其 比例統計圖 民國七十一年	13	5. Principal Trading Countries, Exports to: by Percentage of Value. 1982
第六圖 自主要貿易國家進口貨物價值及其 比例統計圖 民國七十一年	14	6. Principal Trading Countries, Imports from: by Percentage of Value. 1982
第七圖 各月出口貨物價值統計圖(附各月 五年平均出口貨物價值統計圖) 民國六十七年至七十一年	15	7. Exports, Value of: by Month (And Also Their Average Monthly Statistics for Five Years). 1978—1982
第八圖 各月進口貨物價值統計圖(附各月 五年平均進口貨物價值統計圖) 民國六十七年至七十一年	16	8. Imports, Value of: by Month (And Also Their Average Monthly Statistics for Five Years). 1978—1982

統 計 表

TABLES

第一表	進出口貨物價值統計表 民國六十二年至七十一年	17	1. Exports and Imports, Value of: by year and month. 1973—1982
第二表	出口貨物價值統計表(國別與關別) 民國七十一年	18—27	2. Exports, Value of: by Country and Port. 1982
第三表	進口貨物價值統計表(國別與關別) 民國七十一年	28—35	3. Imports, Value of: by Country and Port. 1982
第四表	進出口貨物價值統計表(稅則類別、 稅則章別與關別) 民國七十一年	36—49	4. Exports and Imports, Value of: by Tariff Section, Tariff Chapter and Port. 1982
第五表	進出口貨物數量與價值統計表 (貨別與國別) 民國七十一年	50—989	5. Exports and Imports, Quantity and Value of: by Commodity and Country. 1982
第六表	進出口貨物數量與價值統計表 (國際貿易標準分類) 民國七十一年	990—1056	6. Exports and Imports, Quantity and Value of: by S. I. T. C. 1982
第七表	進出口貨物價值統計表 (國別與稅則章別) 民國七十一年	1057—1114	7. Exports and Imports, Value of: by Country and Tariff Chapter. 1982
第八表	進出口貨物價值統計表(主要貿易 國家與國際貿易標準分類項別) 民國七十一年	1115—1137	8. Exports and Imports, Value of: by Principal Trading Country and S. I. T. C. Division. 1982
第九表	黃金出口重量與價值統計表 (國別與關別) 民國七十年至七十一年	1138	9. Exports of Gold Bullion and Coins, Weight and Value of: by Country and Port. 1981—1982
第十表	黃金進口重量與價值統計表 (國別與關別) 民國七十年至七十一年	1138	10. Imports of Gold Bullion and Coins, Weight and Value of: by Country and Port. 1981—1982
第十一表	白銀出口重量與價值統計表 (國別與關別) 民國七十年至七十一年	1139	11. Exports of Silver Bullion and Coins, Weight and Value of: by Country and Port. 1981—1982
第十二表	白銀進口重量與價值統計表 (國別與關別) 民國七十年至七十一年	1139	12. Imports of Silver Bullion and Coins, Weight and Value of: by Country and Port. 1981—1982
第十三表	進出口商船統計表(關別) 民國七十年至七十一年	1140	13. Vessels Cleared for and Entered from Abroad: by Port. 1981—1982
第十四表	進出口商船統計表(旗別) 民國七十年至七十一年	1141	14. Vessels Cleared for and Entered from Abroad: by Flag. 1981—1982

編 製 說 明

一、編製者：本貿易統計係由海關總稅務司署統計處根據臺灣區各海關及其分支關所所送之進出口等各項統計報單集中編製。

二、貨品分類：

(一) 本刊第五表所列商品係依照六十九年九月修訂公佈之「中華民國海關進口稅則」(以關稅合作理事會稅則分類為藍本)辦理；此外增設四個稅則號別，專供下列各種特殊物品歸屬之用。

9817—0000 無法按實物分類之郵包(零星應稅物品)。

9818—0000 無法按實物分類之旅客攜帶自用行李(零星應稅物品)。

9819—0000 無法按實物分類之緝獲私貨(匿報之沒收貨物，仍按照類別列入統計)。

9820—0000 無法按實物分類之特殊處理之物品。

(二) 本刊第六表所列商品係依照國際貿易標準分類辦理。

三、統計範圍：本貿易統計以進出國境之貨物為限，下列各項貨物不包括在內：

(一) 國內課稅區、加工出口區及保稅工廠間相互進出之貨物。

(二) 外國駐華大使館、領事館等免稅物品。

(三) 旅客攜帶免稅自用物品(入境旅客攜帶行李如依照關稅法應納進口稅者，仍按照類別列入統計，但數量零星之應稅物品歸入稅則號別 9818—0000號)。

(四) 存入保稅關棧之貨物。

(五) 出保稅關棧運往外洋之貨物。

(六) 郵包寄遞出口之零星物品(以郵包出口之一般貨物，仍按照其類別列入統計)。

(七) 郵包寄遞進口之免稅零星物品(以郵包進口之應稅物品仍按照其類別列入統計，但數量零星之應稅物品歸入稅則號別 9817—0000號)。

(八) 奉政府令准免稅之慈善機關物品；

(九) 金、銀、紙幣、有價證券等（金、銀另設四個統計表——統計表九至十二——但其數字並不列入貨物統計表內）。

四、編製方法：

(一) 出口貨物確已裝船（飛機）離港後，始認為業經出口而列入統計。

(二) 進口貨物須俟海關一切手續辦理完竣經關放行後始予列入統計，並不於其抵達或存入聯鎖倉庫即予列入。

(三) 存入保稅關棧之貨物，須俟其提出關棧報運進口後始予列入。

五、價值：

(一) 本刊所列進出口貨物價值，出口貨係離岸價格，進口貨係起岸價格。

(二) 單位均為新臺幣。

(三) 除第一表之進出口貨物分列其總值及淨值外，各圖及其餘各表所列之貨值均為淨值。

六、運銷國別及原產國別：

(一) 出口國貨係以出口商所呈報之運銷地分列，其運銷地有數處得隨時變更者，則以首列之運銷地為準。

(二) 進口洋貨係按原產國別分列，此係根據進口商所呈報以及有關文件所證明者為準。

七、詳細分析表：關於進出口貨物數量與淨值，本刊第五表除按貨物之稅則號別詳列外，並逐項按運銷或來源地詳予分析。

八、減號：統計表內所列數字前有減號(一)者，係表示本(七十一)年度復出口多於進口之數，或復進口多於出口之數。

九、未列名：本刊所用「n. e. s.」字樣係「未列名」之義。

十、政府或學術機構如需用國際貿易標準分類（SITC）四位數地區別之統計資料，可洽海關總稅務司署統計處，提供電子計算機印製之資料。

附註：依照「中華民國進出口貨品分類」編製之進出口貨物統計表，本（71）年度資料已刊載於本年十二月份進出口貿易統計月報內，本刊不再刊載，以免重複。

INTRODUCTORY NOTES

1. **COMPILER:** All statistical information in regard to China's trade as controlled by the Customs is compiled by the Statistical Department, Inspectorate General of Customs from the statistical copies of all Customs declaration forms for exports, imports, etc., from the various Customs districts in Taiwan.

2. **CLASSIFICATION:**

(1) Table 5: Merchandise are classified according to the "Customs Import Tariff of the Republic of China" as promulgated in September 1980 (based on the Customs Cooperation Council Nomenclature). In addition, four extra tariff numbers are provided for the classification of special goods, viz: -

9817-0000 Postal parcels (if dutiable) not classified according to kind;

9818-0000 Sundry goods (if dutiable) carried in passengers' baggage;

9819-0000 Seizures, not classified according to kind (goods undeclared and confiscated are still classified according to kind);

9820-0000 Special goods not subject to Customs examination.

(2) Table 6: Merchandise are classified according to Standard International Trade Classification.

3. **COVERAGE:** The statistics cover only goods exported to and imported from foreign countries, but do not cover: -

(1) Goods moved between the Domestic Tax Area, Export Processing Zones and Bonded Factories;

(2) Commodities passed duty free for embassies, legations, consulates and the like;

(3) Personal effects of passengers for their own private use and passed duty free (goods brought in by incoming passengers are classified under their appropriate tariff numbers if subject to payment of duty according to the Customs Law, and those of sundry nature come under tariff No. 9818-0000);

(4) Merchandise entered into Bonded Godown;

(5) Shipments abroad *ex* Bonded Godown;

(6) Sundry goods exported by parcel post (merchandise exported by parcel post are classified according to their appropriate statistical classification);

(7) Sundry goods imported duty free by parcel post (merchandise imported by parcel post are credited to the trade tables according to their statistical classifications if subject to duty, but if the contents thereof were of sundry nature, they are classified under tariff No. 9817-0000);

(8) Supplies imported by charitable organizations and passed duty free by special government

authorities.

(9) Bullion, paper currency, securities, etc. (special tables-table Nos. 9 to 12 are, however, given for exports and imports of bullion, though they are excluded from the totals in the trade tables).

4. METHOD OF COMPILING:

- (1) Exports are not considered as exported until the carrying vessel (or aircraft) leaves the port.
- (2) Imports are recorded in the statistics only upon completion of all Customs formalities, but not on immediate arrival in the country, nor upon entry into Customs Joint Locked Godown.
- (3) Merchandise entered into Bonded Godown is not recorded in the statistics until withdrawn for import.

5. VALUE:

- (1) Values in this issue are F. O. B. for exports and C. I. F. for imports.
- (2) The unit is in New Taiwan Dollars.
- (3) With the exception of table 1, in which both the gross and net values of exports and imports are given, values in all charts and all other tables are net.

6. COUNTRIES OF DESTINATION AND ORIGIN:

- (1) Exports are credited to the country of declared destination; "optional" cargo, to the country first indicated.
- (2) Imports are classified according to the place or country declared by the importer and verified with relative documents.

7. ANALYSES IN DETAIL: For the purpose of showing the direction of trade for all items of exports and imports according to the statistical headings, ANALYSES OF EXPORTS AND IMPORTS giving details of countries of destination or origin are presented in table 5.

8. MINUS SIGN: Where figures are preceded by a minus (—) sign, they represent an EXCESS of re-exports over imports, or an EXCESS of re-imports over exports, as the case may be, during the year 1982.

9. N. E. S.: The term n.e.s. stands for "not elsewhere specified or included."

10. In case the governmental or academic agents are in need of regional trade statistics under classification of SITC four digits, they may ask the Statistical Department, Inspectorate General of Customs to offer such data out of computer.

Note: To avoid repetition, the data of exports and imports for 1982 arranged in accordance with the Classification of Import and Export Commodities of the Republic of China (C.C.C.) were not included in this issue. However, they are given in the December issue of the Monthly Statistics of Trade, 1982.

外 匯 折 合 率

Rate of Foreign Exchange

(甲) 出 口 :

統計表上所列各項出口貨物價值係離岸價格，其外幣按政府或政府授權之銀行公開掛牌之買入匯率折合新臺幣。

(A) Exports:

Export values given in the accompanying statistical tables are based on the F.O.B. values. They are converted into New Taiwan Dollars from the foreign currencies with the buying rates as quoted by the Government or Government Authorized Banks.

(乙) 進 口 :

各項進口貨物價值係起岸價格，其外幣按賣出匯率折合新臺幣。

(B) Imports:

Import values are C.I.F. values. They are converted into New Taiwan Dollars from the foreign currencies with the selling rates.

(丙) 七十一年度各月及全年平均買入及賣出匯率如下：

(C) The monthly and the average buying and selling rates during the year 1982 were as follows:

外幣名稱 Name of Foreign Currencies	澳 幣 一 元 Australian Dollar 1		西 德 幣 一 馬 克 Deutsche Mark 1		港 幣 一 元 Hongkong Dollar 1		新 加 坡 幣 一 元 Singapore Dollar 1		英 鎊 一 鎊 Pound Sterling 1		瑞 士 幣 一 法 郎 Swiss Franc 1		美 元 一 元 U.S. \$ 1	
	買入匯率 Buying	賣出匯率 Selling	買入匯率 Buying	賣出匯率 Selling	買入匯率 Buying	賣出匯率 Selling	買入匯率 Buying	賣出匯率 Selling	買入匯率 Buying	賣出匯率 Selling	買入匯率 Buying	賣出匯率 Selling	買入匯率 Buying	賣出匯率 Selling
月份 Month	價 值 : 新 臺 幣 元 Value: N.T.\$													
一 月 January	42.64	42.86	16.62	16.70	6.70	6.74	18.31	18.40	70.51	70.86	20.58	20.68	37.79	37.89
二 月 February	41.95	42.16	16.38	16.46	6.41	6.44	18.30	18.39	70.30	70.65	20.37	20.47	37.70	37.80
三 月 March	40.93	41.14	15.82	15.90	6.38	6.42	17.86	17.95	69.50	69.85	19.74	19.84	37.89	37.99
四 月 April	40.19	40.39	15.99	16.07	6.58	6.61	17.88	17.97	68.36	68.71	20.22	20.32	37.98	38.08
五 月 May	40.10	40.31	15.81	15.89	6.56	6.60	17.83	17.92	67.46	67.80	19.48	19.58	38.27	38.37
六 月 June	40.97	41.17	16.77	16.86	6.70	6.74	18.43	18.53	70.22	70.58	19.84	19.94	38.63	38.73
七 月 July	40.40	40.61	16.14	16.22	6.66	6.69	18.35	18.44	69.47	69.82	18.90	19.00	39.10	39.20
八 月 August	39.85	40.05	15.79	15.87	6.68	6.71	18.29	18.38	67.85	68.19	18.49	18.59	39.41	39.51
九 月 September	38.67	38.86	15.85	15.93	6.48	6.52	18.27	18.36	67.62	67.96	18.50	18.60	39.71	39.81
十 月 October	37.96	38.15	15.81	15.89	6.51	6.55	18.35	18.45	67.87	68.21	18.51	18.61	39.76	39.86
十 一 月 November	37.65	37.84	15.79	15.87	6.12	6.15	18.18	18.27	67.88	68.22	18.45	18.54	39.89	39.99
十 二 月 December	38.13	38.32	15.69	15.77	6.09	6.12	18.31	18.40	67.14	67.48	18.31	18.40	40.61	40.71
全年平均 Average	39.95	40.16	16.04	16.12	6.49	6.52	18.20	18.29	68.68	69.03	19.28	19.38	38.90	39.00

第一圖

CHART NO.1

台灣區

TAIWAN DISTRICT

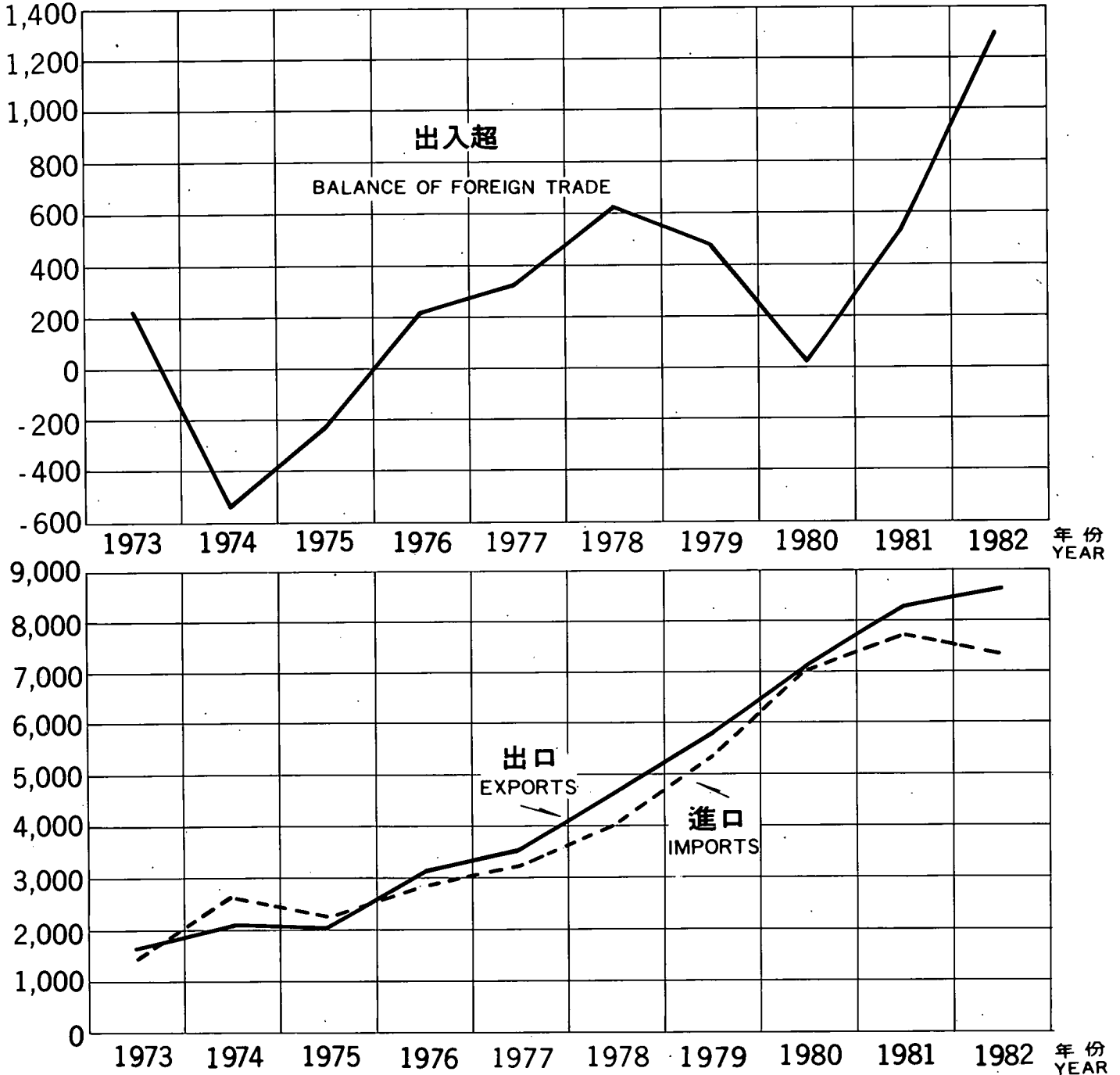
進出口貨物價值統計圖

EXPORTS AND IMPORTS, VALUE OF : BY YEAR

民國六十二年至民國七十一年

1973~1982

新台幣億元
N.T.\$100 MILLIONS



台灣區

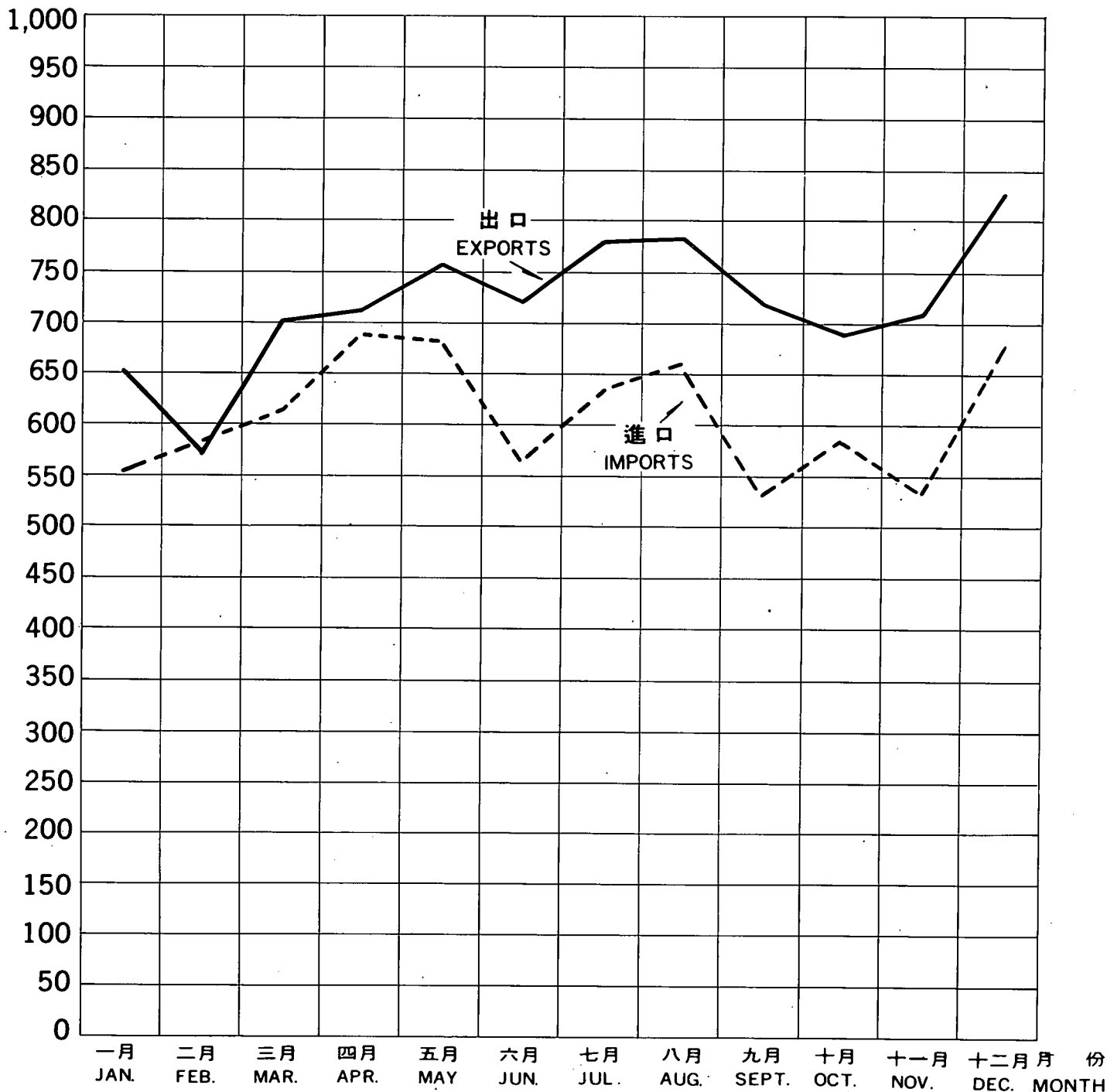
TAIWAN DISTRICT

各月進出口貨物價值統計圖

EXPORTS AND IMPORTS VALUE OF : BY MONTH

民國七十一年 1982

新台幣億元
N.T.\$100 MILLIONS



第三圖

CHART NO.3

台灣區

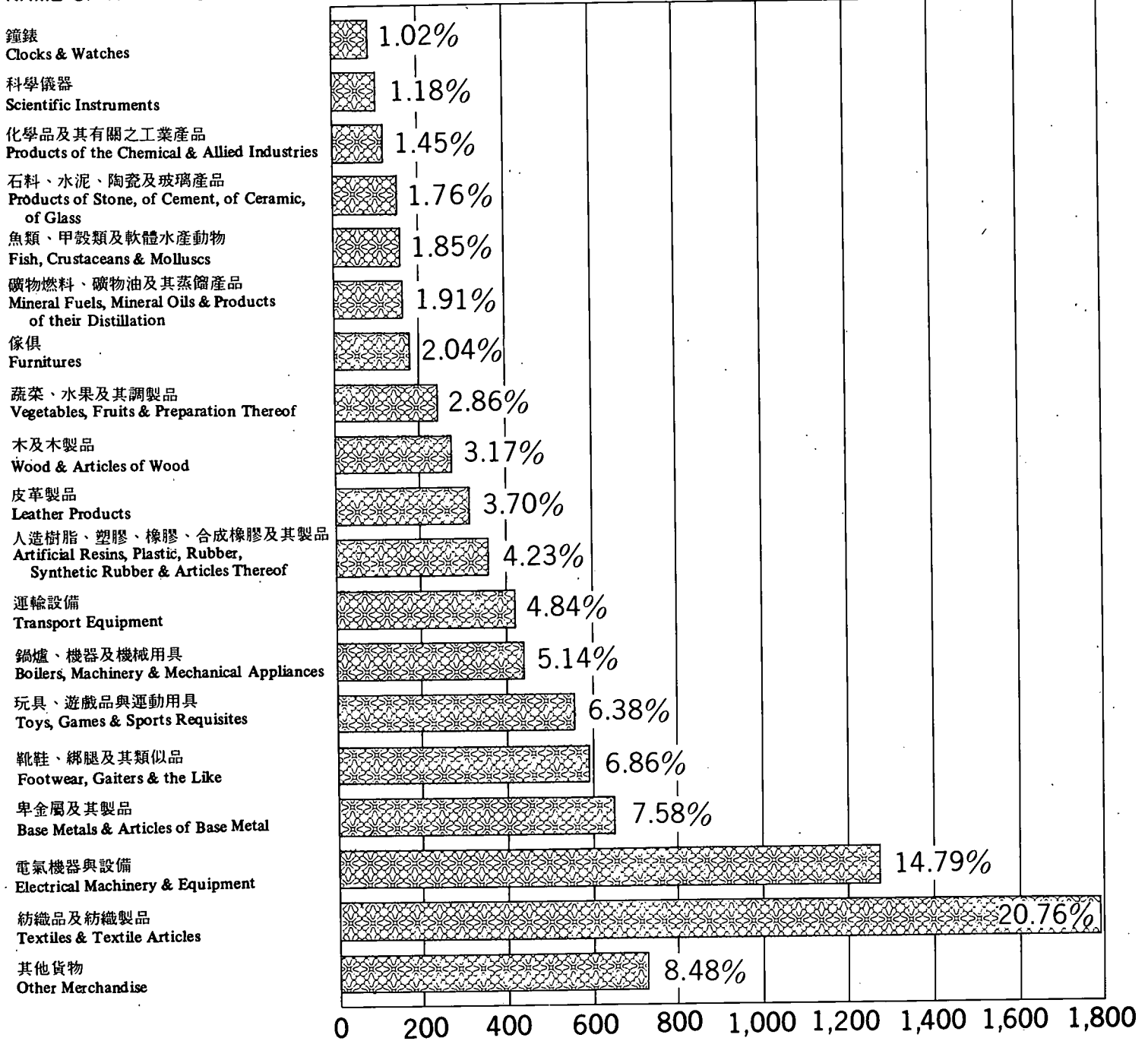
TAIWAN DISTRICT

主要出口貨物價值比率圖

PRINCIPAL EXPORTS : BY PERCENTAGE OF VALUE

民國七十一年 1982

貨品
NAME OF ARTICLES



新台幣億元
N.T.\$100 MILLIONS

第四圖

CHART NO.4

台灣區

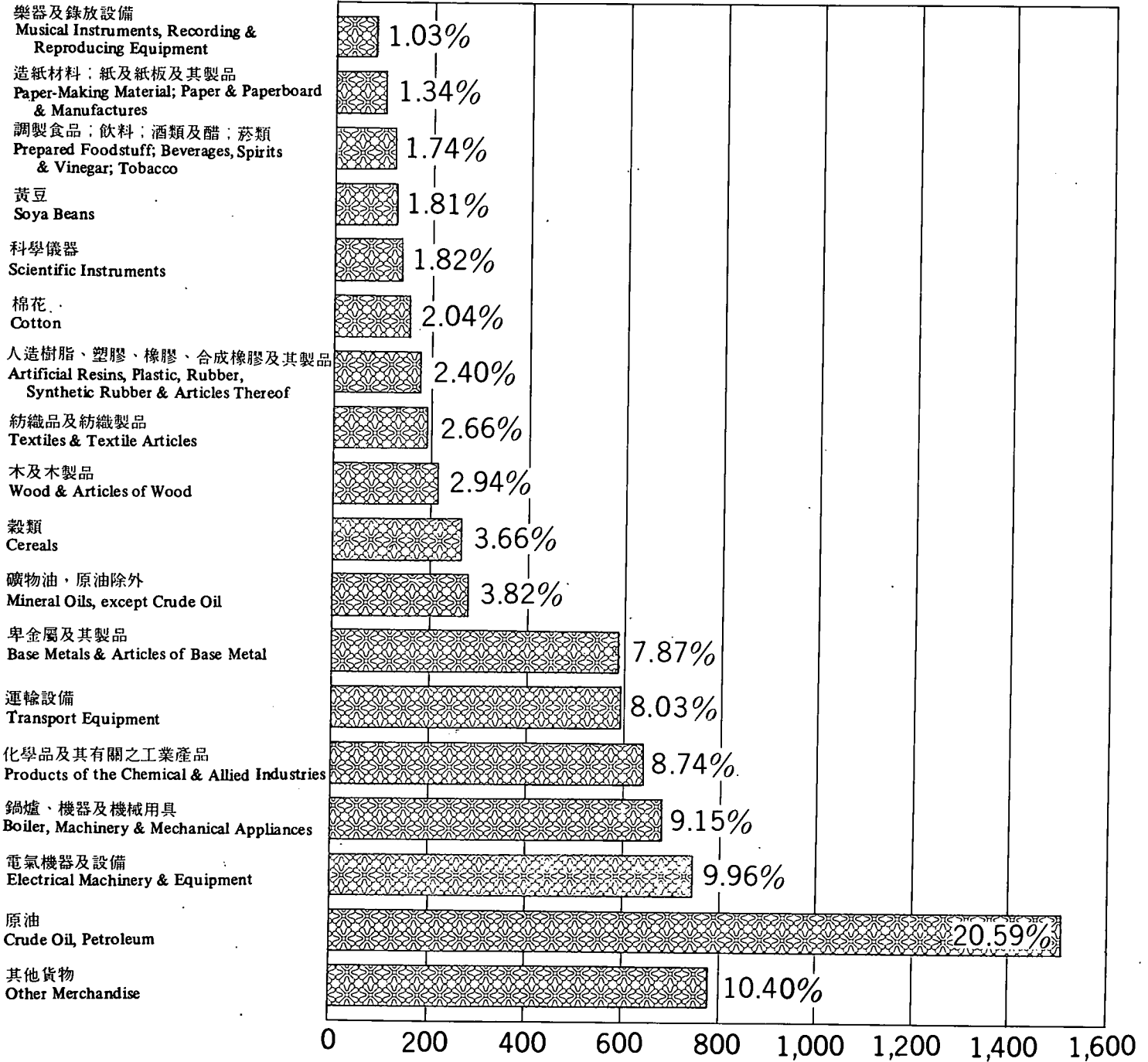
TAIWAN DISTRICT

主要進口貨物價值比率圖

PRINCIPAL IMPORTS : BY PERCENTAGE OF VALUE

民國七十一年1982

貨品
NAME OF ARTICLES



新台幣億元
N.T.\$100 MILLIONS

第五圖

CHART NO.5

台灣區

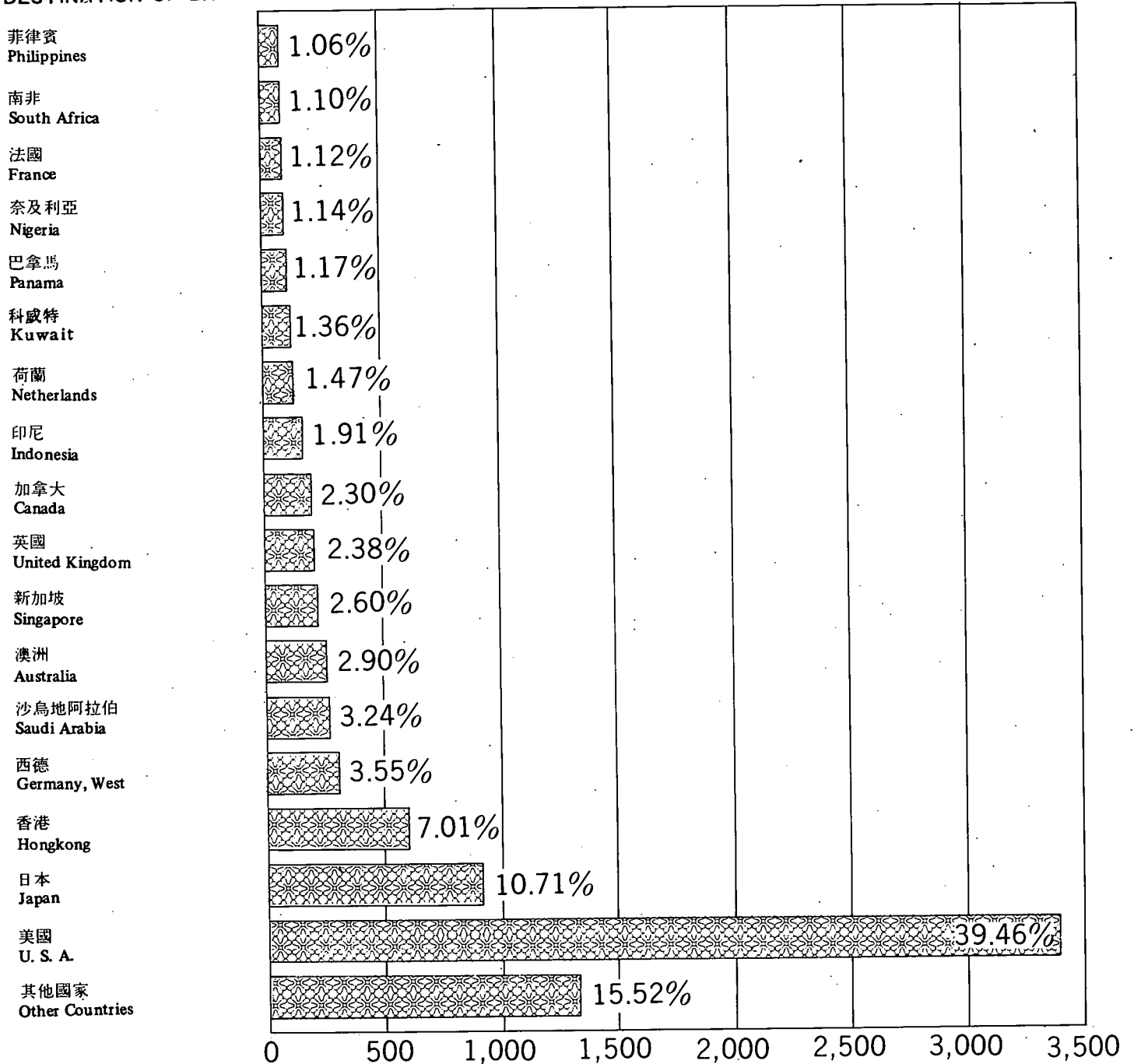
TAIWAN DISTRICT

對主要貿易國家出口貨物價值比率圖

PRINCIPAL TRADING COUNTRIES, EXPORTS TO : BY PERCENTAGE OF VALUE

民國七十一年 1982

出口貨物運銷地
DESTINATION OF EXPORTS



新台幣億元
N.T.\$100 MILLIONS

第六圖
CHART NO.6

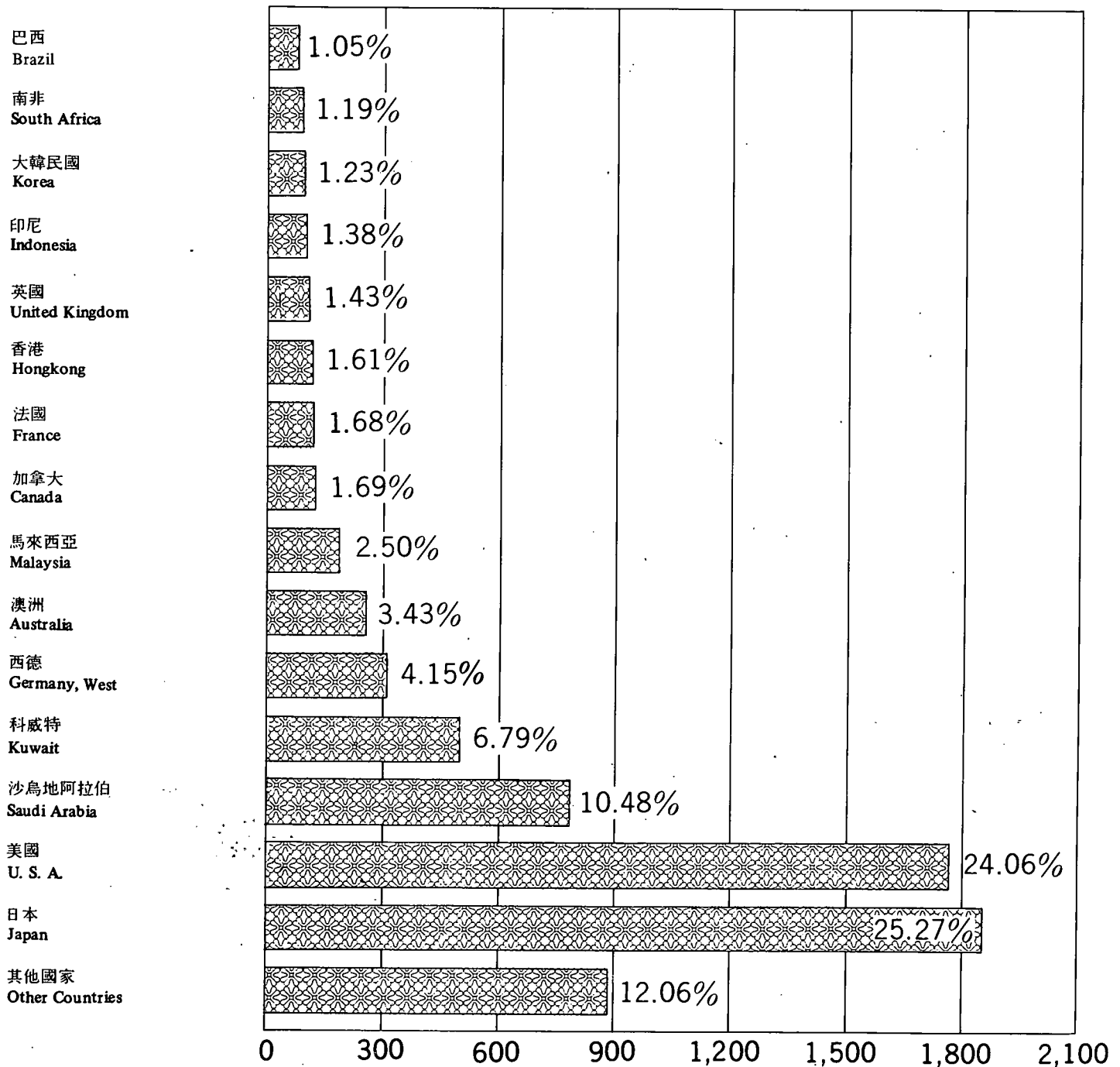
台灣區
TAIWAN DISTRICT

自主主要貿易國家進口貨物價值比率圖

PRINCIPAL TRADING COUNTRIES, IMPORTS FROM : BY PERCENTAGE OF VALUE

民國七十一年 1982

進口貨物來源地
PROVENANCE OF IMPORTS



新台幣億元
N.T.\$100 MILLIONS

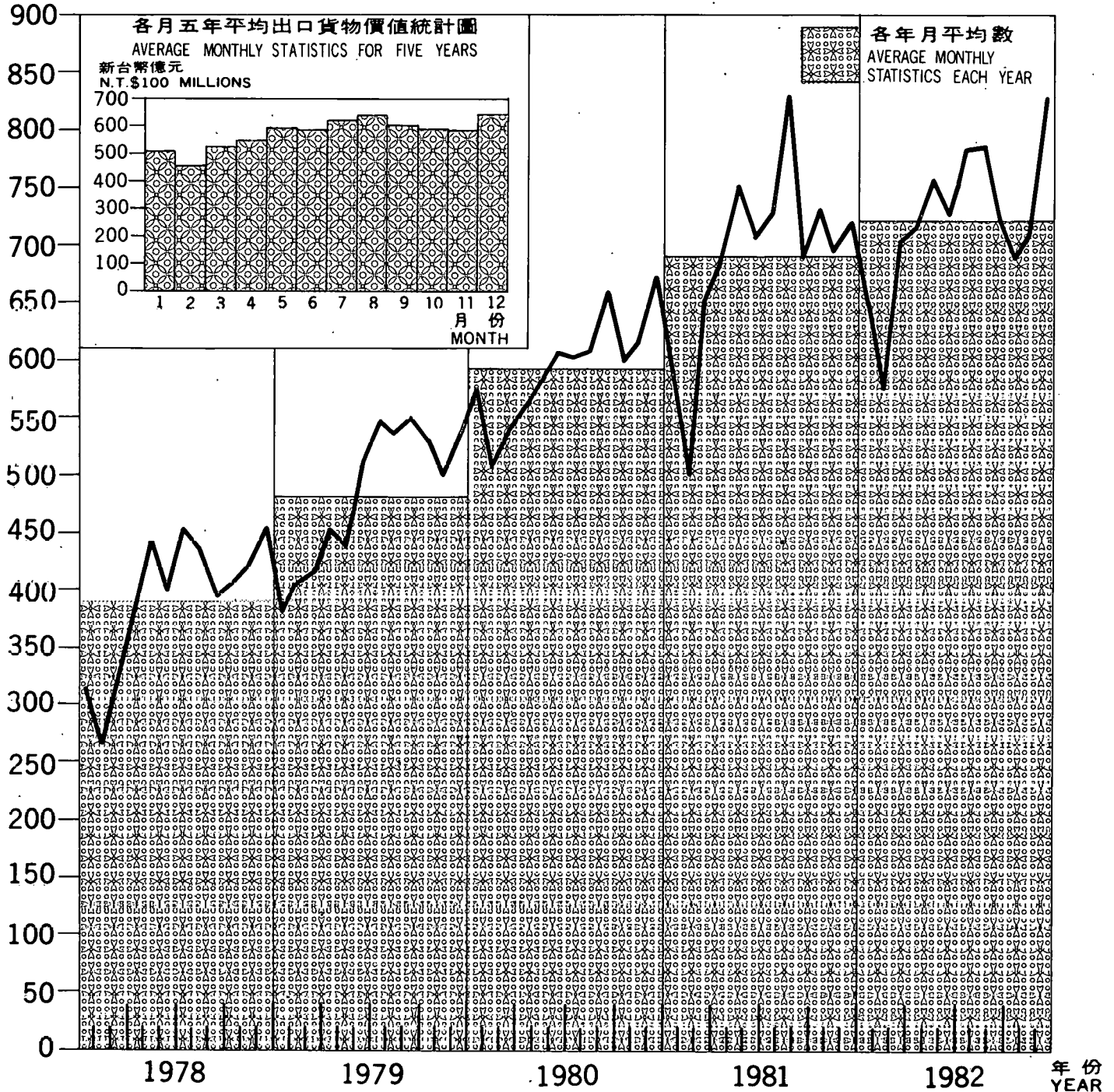
各月出口貨物價值統計圖

EXPORTS, VALUE OF : BY MONTH

民國六十七年至七十一年

1978~1982

新台幣億元
N.T.\$100 MILLIONS



第八圖

CHART NO. 8

台灣區

TAIWAN DISTRICT

各月進口貨物價值統計圖

IMPORTS, VALUE OF : BY MONTH

民國六十七年至七十一年

1978~1982

新台幣億元
N.T.\$100 MILLIONS

